



**catálogo geral**  
general catalogue  
**2021 • 2022**





Constituída há mais de trinta anos, a DOMINÓ Indústrias Cerâmicas SA desenvolve a sua atividade produtiva em três unidades industriais localizadas na região de Coimbra - coração da cerâmica portuguesa.

Produzindo uma vasta gama de pavimentos e revestimentos cerâmicos em pasta branca, grés porcelânico esmaltado, grés corado em massa e placas retificadas, em várias espessuras e dimensões, a Empresa tem como vectores chave da organização a qualidade e a responsabilidade ambiental, encontrando-se certificada pelas ISO9001, ISO14001 e ISO45001.

A aposta nas mais avançadas tecnologias aplicadas ao sector e na formação continua dos seus colaboradores, permite preparar continuamente o futuro, posicionando a Empresa numa forte performance de inovação e design. O serviço ao cliente é prestado por equipas tecnicamente preparadas e está dotado de pontos de logística e armazenagem em Portugal, Espanha e Itália.

Pretendemos ser um parceiro forte de negócios, direccionando a nossa oferta às reais necessidades dos mercados distribuidores de retalho e às expectativas do consumidor final, satisfazendo assim os nossos clientes sediados nos 5 Continentes e em mais de 60 Países, através duma sólida estrutura internacional.

O nosso propósito não é apenas "cobrir" superfícies, mas sobretudo criar ambientes reconfortantes, de fácil manutenção e esteticamente apelativos, procurando sempre desempenhar um papel de relevo nos projectos de arquitetura e de decoração.

Founded more than thirty years ago, DOMINÓ Indústrias Cerâmicas SA develops its production activity in three industrial units located in the region of Coimbra - the heart of Portuguese ceramics.

Producing a wide range of ceramic floor and wall tiles in white body, glazed porcelain stoneware, full colour body stoneware and rectified slabs, in various thicknesses and formats, the Company prides itself in its quality and environmental responsibility as key factors of the organization, being certified by ISO9001, ISO14001 and ISO45001.

We have invested in the most advanced technologies applied to the sector and the continuous training of its employees, allowing us to continually prepare for the future, positioning the Company in a strong performance of innovation and design. Customer service is provided by technically prepared teams and is equipped with logistics and storage points in Portugal, Spain and Italy.

Our aim is to be a strong business partner, offering every requirement to the retail and distribution markets and to therefore satisfying all our customers based in 5 Continents and in more than 60 countries, through a solid international structure.

Our purpose is not only to "cover" surfaces, but above all to create comforting, easy to maintain and aesthetically appealing ambiances, always seeking to play a prominent role in architectural and decoration projects.



# índice A-Z / index A-Z

		59x118,2	19x118,2	88,6x88,6	44,2x88,6	59x59	29,4x59	29,4x29,4	14,6x14,6	9,7x9,7	60x60	30x60	45x45	14,5x88,2	25x90	20x90	60x60	45x45	30x60	15x60	33x33	16,5x33	16,5x16,5	45x45	33,3x33,3	44x44	32,5x90	34x91,5	34x66,5	20x60	33,3x50	25x36,5	20x40	
absolute	132																																	
alba	295																																	
alvito	288																																	
anya	256																																	
broadway	166																																	
cádiz	290																																	
castilha	286																																	
chiado	122																																	
concept	242																																	
crystal	144																																	
cube	136																																	
diamond	246																																	
docks	042																																	
emotions	264																																	
everstone	048																																	
evolution	230																																	
feel good	076																																	
fragas	112																																	
garland	106																																	
geo	172																																	
habitat	214																																	
halma	224																																	
hard rock	294																																	
ilustre	274																																	
innova	220																																	
jamaica	285																																	
jerez	287																																	
kasbah	014																																	
lausanne	020																																	
legend	238																																	
linea	268																																	
lodge	062																																	
maiorca	293																																	
matérica	206																																	
minimal	260																																	
miramar	286																																	
mood	178																																	
mosaic	278																																	
multicolor slate	112																																	
mundi	200																																	
natura	136																																	
newstreet	034																																	
nordic	068																																	
old village	080																																	
organic	291																																	

		59x118,2	19x118,2	88,6x88,6	44,2x88,6	59x59	29,4x59	29,4x29,4	14,6x14,6	9,7x9,7	60x60	30x60	45x45	14,5x88,2	25x90	20x90	60x60	45x45	30x60	15x60	33x33	16,5x33	16,5x16,5	45x45	33,3x33,3	44x44	32,5x90	34x91,5	34x66,5	20x60	33,3x50	25x36,5	20x40	
on-road	024																																	
one	152																																	
out	287																																	
paint	116																																	
pedras salgadas	287																																	
pisanino	292																																	
prodeck	086																																	
pura	184																																	
salerno	276																																	
san marco	118																																	
santa fé	120																																	
sicilia	260																																	
so	284																																	
sweet	250																																	
terra	289																																	
titan	098																																	
tokyo	192																																	
traffic	282																																	
unika	094																																	
uptown	160																																	
urban	056																																	
vidago	287																																	
villeneuve	283																																	
viva	260																																	
vogue	234																																	

Informação Técnica / Technical Information 298

# índice Estilo / Style index

<b>CIMENTO / CONCRETE</b>	tokyo	187	lausanne	017	hard rock	294	one	147	
<b>Pavimento / Floor Tiles</b>	mundi	195	everstone	045	<b>MADEIRA / WOOD</b>		pura	181	
kasbah	007	matérica	203	unika	089	<b>Pavimento / Floor Tiles</b>	tokyo	187	
lausanne	017	innova	217	titan	097	lodge	059	vogue	233
on-road	023	evolution	227	garland	101	nordic	065	concept	241
newstreet	027	<b>MÁRMORE / MARBLE</b>		multicolor slate - fragas	109	feel good	071	diamond	245
docks	037	<b>Revestimento / Wall Tiles</b>		san marco	118	old village	079	sweet	249</



---

**pavimento** / floor tiles

ADVANCED CERAMICS

---



# kasbah

## Informação Técnica / Technical Information

**P** PRESTIGE  
Porcelanato Vidrado Pasta Corada  
Glazed Porcelain Full Color Body

**4** Resistência à Abrasão  
Abrasion Resistance

**V3** Destonificação  
Shading Variations

**R10** Resistência ao Escorregamento  
Anti-Slip Resistance


## Acabamento / Finish

**Mate** / Matte

## Aplicação / Application

**Interior, Exterior**


## Cores / Colors



Anthracite




Light Grey



Pearl



Cotto



Cream

## Formatos / Sizes



88,6x88,6  
34,9"x34,9"



60x60  
23,6"x23,6"



60x60 PLUS  
23,6"x23,6"



59x59  
23,2"x23,2"



**kasbah**

Mate / Matte





**kasbah**

Mate / Matte



kasbah pearl 60x60  
paint grey 33x33



kasbah cream 60x60



**kasbah**  
Mate / Matte



kasbah antracite 60x60



kasbah cotto 60x60



# kasbah

Mate / Matte


Cores / Colors



Anthracite



Light Grey



Pearl

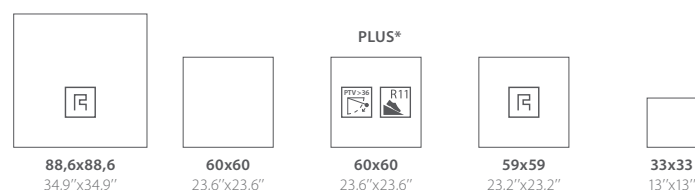


Cotto



Cream

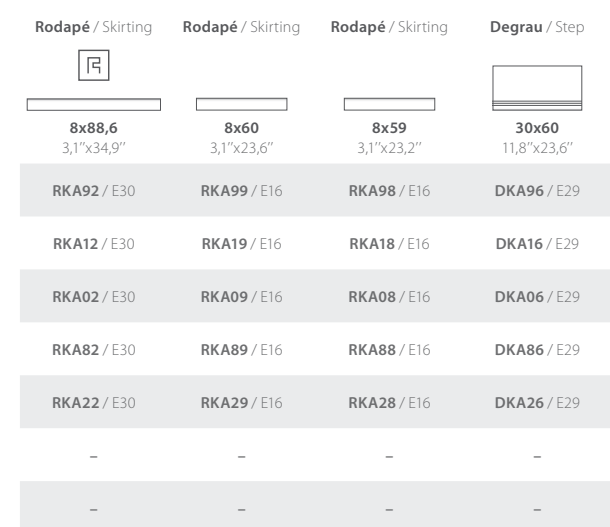
Formatos / Sizes



	88,6x88,6 34,9"x34,9"	60x60 23,6"x23,6"	60x60 PLUS* 23,6"x23,6"	59x59 23,2"x23,2"	33x33 13"x13"
Anthracite	KA92 / C13	KA99 / C03	KA93 / C04	KA98 / C06	-
Light Grey	KA12 / C13	KA19 / C03	KA13 / C04	KA18 / C06	-
Pearl	KA02 / C13	KA09 / C03	KA03 / C04	KA08 / C06	-
Cotto	KA82 / C13	KA89 / C03	KA83 / C04	KA88 / C06	-
Cream	KA22 / C13	KA29 / C03	KA23 / C04	KA28 / C06	-
Paint Cream	-	-	-	-	PT20 / M13
Paint Grey	-	-	-	-	PT10 / M13
espessura (mm) thickness (mm)	10,8	10 / 9**	10 / 9**	10 / 9**	7,8
m <sup>2</sup> / caixa sqm / box	1,57	1,08	1,08	1,04	1,40
m <sup>2</sup> / pal sqm / pal	31,40	34,56	34,56	33,28	64,40
kg / pal kg / pal	822	760 / 682**	760 / 682**	750 / 657**	1080


\* Textura Antideslizante / Non Slip Finish  
\*\* Produções a partir de 2021 / Productions from 2021

Outros / Others



Rodapé / Skirting	Rodapé / Skirting	Rodapé / Skirting	Degrau / Step
8x88,6 3,1"x34,9"	8x60 3,1"x23,6"	8x59 3,1"x23,2"	30x60 11,8"x23,6"
RKA92 / E30	RKA99 / E16	RKA98 / E16	DKA96 / E29
RKA12 / E30	RKA19 / E16	RKA18 / E16	DKA16 / E29
RKA02 / E30	RKA09 / E16	RKA08 / E16	DKA06 / E29
RKA82 / E30	RKA89 / E16	RKA88 / E16	DKA86 / E29
RKA22 / E30	RKA29 / E16	RKA28 / E16	DKA26 / E29
-	-	-	-
-	-	-	-


Decors



Mosaico Kasbah Anthracite EKA96  
30x30 . 11,8"x11,8" / E29



Paint Cream PT20  
33x33 . 13"x13" / M13



Mosaico Paint Cream EPT20  
33x33 . 13"x13" / P29



Mosaico Kasbah Light Grey EKA16  
30x30 . 11,8"x11,8" / E29



Paint Grey PT10  
33x33 . 13"x13" / M13




Mosaico Paint Grey EPT10  
33x33 . 13"x13" / P29



Mosaico Kasbah Pearl EKA06  
30x30 . 11,8"x11,8" / E29



Mosaico Kasbah Cotto EKA86  
30x30 . 11,8"x11,8" / E29



Mosaico Kasbah Cream EKA26  
30x30 . 11,8"x11,8" / E29





# lausanne

## Informação Técnica / Technical Information

**P** PRESTIGE  
**Porcelanato Vidrado Pasta Corada**  
 Glazed Porcelain Full Color Body

**4** Resistência à Abrasão  
 Abrasion Resistance

**V3** Destonificação  
 Shading Variations

## Acabamento / Finish

**Mate** / Matte


## Aplicação / Application

**Interior, Exterior**

## Cores / Colors



Beige




Brown



Grey

## Formatos / Sizes



59x118,2  
 23,2"x46,5"



60x60  
 23,6"x23,6"



59x59  
 23,2"x23,2"



30x60  
 11,8"x23,6"



lausanne

Mate / Matte





# lausanne

Mate / Matte

Cores / Colors



Beige



Brown




Grey


Decors



Mosaico Lausanne Beige ELS26  
30x30 . 11,8"x11,8" / E29



Mosaico Lausanne Brown ELS46  
30x30 . 11,8"x11,8" / E29



Mosaico Lausanne Grey ELS16  
30x30 . 11,8"x11,8" / E29

Formatos / Sizes



59x118,2  
23,2"x46,5"



60x60  
23,6"x23,6"



59x59  
23,2"x23,2"



30x60  
11,8"x23,6"

	59x118,2 23,2"x46,5"	60x60 23,6"x23,6"	59x59 23,2"x23,2"	30x60 11,8"x23,6"
Beige	LS22 / C13	LS29 / C03	LS28 / C06	LS26 / C01
Brown	LS42 / C13	LS49 / C03	LS48 / C06	LS46 / C01
Grey	LS12 / C13	LS19 / C03	LS18 / C06	LS16 / C01

espessura (mm) thickness (mm)	11	10 / 9*	10 / 9*	9,3 / 8,5*
m <sup>2</sup> / caixa sqm / box	1,39	1,08	1,04	1,26 / 1,44*
m <sup>2</sup> / pal sqm / pal	38,92	34,56	33,28	50,40 / 57,60*
kg / pal kg / pal	1040	760 / 682*	750 / 657*	1020 / 1077*

Outros / Others

Rodapé / Skirting

8x60  
3,1"x23,6"

RLS29 / E16

Rodapé / Skirting



8x59  
3,1"x23,2"

RLS28 / E16

Degrau / Step



30x60  
11,8"x23,6"

DLS26 / E29

RLS49 / E16

RLS48 / E16

DLS46 / E29

RLS19 / E16

RLS18 / E16

DLS16 / E29



lausanne beige 59x118,2  
lausanne beige 59x59 mosaico  
lausanne beige 30x30





## on-road

### Informação Técnica / Technical Information

**P** PRESTIGE  
Porcelanato Vidrado Pasta Corada  
Glazed Porcelain Full Color Body

**4** Resistência à Abrasão  
Abrasion Resistance

**V1** Destonificação  
Shading Variations


### Acabamento / Finish

Mate / Matte

### Aplicação / Application

Interior, Exterior

### Cores / Colors



Fog



Grey



Beige

### Formatos / Sizes



88,6x88,6  
34,9"x34,9"



44,2x88,6  
17,4"x34,9"



60x60  
23,6"x23,6"



60x60 PLUS  
23,6"x23,6"



30x60  
11,8"x23,6"



# on-road

Mate / Matte


Cores / Colors



Fog



Grey



Beige




Build Grey




Build Beige

Decors



Mosaico On-Road Fog EOR16  
30x30 - 11,8"x11,8" / E29

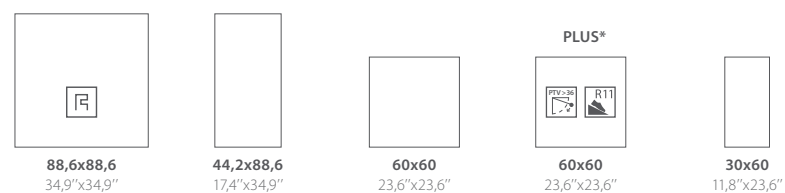


Mosaico On-Road Grey EOR46  
30x30 - 11,8"x11,8" / E29

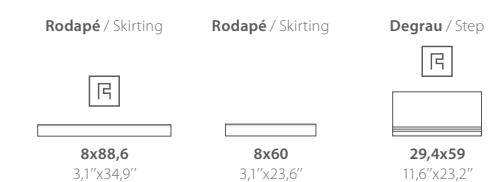


Mosaico On-Road Beige EOR26  
30x30 - 11,8"x11,8" / E29

Formatos / Sizes



Outros / Others



	88,6x88,6 34,9"x34,9"	44,2x88,6 17,4"x34,9"	60x60 23,6"x23,6"	60x60 PLUS* 23,6"x23,6"	30x60 11,8"x23,6"	8x88,6 3,1"x34,9"	8x60 3,1"x23,6"	29,4x59 11,6"x23,2"
Fog	OR12 / C13	OR11 / C09	OR19 / C03	OR13 / C04	OR16 / C01	ROR12 / E30	ROR19 / E16	DOR18 / E29
Grey	OR42 / C13	OR41 / C09	OR49 / C03	OR43 / C04	OR46 / C01	ROR42 / E30	ROR49 / E16	DOR48 / E29
Beige	OR22 / C13	OR21 / C09	OR29 / C03	OR23 / C04	OR26 / C01	ROR22 / E30	ROR29 / E16	DOR28 / E29
Build Grey	OR45 / C13	-	-	-	-	-	-	-
Build Beige	OR25 / C13	-	-	-	-	-	-	-
espessura (mm) thickness (mm)	10,8	10,8	10 / 9**	10 / 9**	9,3 / 8,5**			
m <sup>2</sup> / caixa sqm / box	1,57	1,17	1,08	1,08	1,26 / 1,44**			
m <sup>2</sup> / pal sqm / pal	31,40	31,59	34,56	34,56	50,40 / 57,60**			
kg / pal kg / pal	822	799	760 / 682**	760 / 682**	1020 / 1077**			

\* Textura Antideslizante / Non Slip Finish  
\*\* Produções a partir de 2021 / Productions from 2021



on-road fog 88,6x88,6





## newstreet

### Informação Técnica / Technical Information

**P** PRESTIGE  
Porcelanato Vidrado Pasta Corada  
Glazed Porcelain Full Color Body

**4** Resistência à Abrasão  
Abrasion Resistance

**V2** Destonificação  
Shading Variations


### Acabamento / Finish

**Mate** / Matte


### Aplicação / Application

**Interior, Exterior**


### Cores / Colors



Night



Smoke



Grey



Fog



Pearl

### Formatos / Sizes




88,6x88,6  
34,9"x34,9"



60x60  
23,6"x23,6"



60x60 PLUS  
23,6"x23,6"



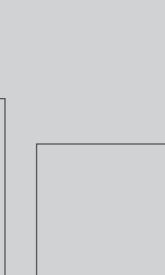
59x59  
23,2"x23,2"




30x60  
11,8"x23,6"



29,4x59  
11,6"x23,2"



45x45  
18"x18"




9,7x9,7  
3,9"x3,9"



**newstreet**

Mate / Matte





**newstreet**

Mate / Matte





**newstreet**

Mate / Matte



newstreet grey 60x60



newstreet fog 60x60  
decor twenties 60x60



# newstreet

Mate / Matte

Cores / Colors



Night



Smoke



Grey



Fog



Pearl



Formatos / Sizes

			<b>PLUS*</b> 					
	88,6x88,6 34,9"x34,9"	60x60 23,6"x23,6"	60x60 23,6"x23,6"	59x59 23,2"x23,2"	30x60 11,8"x23,6"	29,4x59 11,6"x23,2"	45x45 18"x18"	9,7x9,7 3,9"x3,9"
Night	NW92 / C13	NW99 / C03	NW93 / C04	NW98 / C06	NW96 / C01	NW97 / C06	NW95 / C01	Taco TNW98 / C17
Smoke	-	NW59 / C03	-	NW58 / C06	NW56 / C01	NW57 / C06	NW55 / C01	Taco TNW58 / C17
Grey	NW42 / C13	NW49 / C03	NW43 / C04	NW48 / C06	NW46 / C01	NW47 / C06	NW45 / C01	Taco TNW48 / C17
Fog	NW12 / C13	NW19 / C03	NW13 / C04	NW18 / C06	NW16 / C01	NW17 / C06	NW15 / C01	Taco TNW18 / C17
Pearl	-	NW09 / C03	-	NW08 / C06	NW06 / C01	NW07 / C06	NW05 / C01	Taco TNW08 / C17
espessura (mm) thickness (mm)	10,8	10 / 9**	10 / 9**	10 / 9**	9,3 / 8,5**	10 / 9**	9 / 8**	9 / 8**
m <sup>2</sup> / caixa sqm / box	1,57	1,08	1,08	1,04	1,26 / 1,44**	1,21 / 1,39**	1,00 / 1,62**	0,56 / 0,62**
m <sup>2</sup> / pal sqm / pal	31,40	34,56	34,56	33,28	50,40 / 57,60**	38,72 / 44,48**	68,00 / 77,76**	62,72 / 69,44**
kg / pal kg / pal	822	760 / 682**	760 / 682**	750 / 657**	1020 / 1077**	960 / 986**	1340 / 1330**	1290 / 1261**

\* Textura Antideslizante / Non Slip Finish  
\*\* Produções a partir de 2021 / Productions from 2021



Decors



Decor Twenties NW10  
60x60 - 23,6"x23,6" / C04



Mureto Newstreet 1 FMNW01  
32,6x59 - 12,8"x23,2" / E56



Mureto Newstreet 2 FMNW02  
32,6x59 - 12,8"x23,2" / E56

Outros / Others

	8x88,6 3,1"x34,9"	8x60 3,1"x23,6"	8x59 3,1"x23,2"	7,5x45 3"x18"	29,4x59 11,6"x23,2"	29,4x59 11,6"x23,2"
Night	RNW92 / E30	RNW99 / E16	RNW98 / E16	RNW95 / E08	DNW97 / E68	DNW98 / E29
Smoke	-	RNW59 / E16	RNW58 / E16	RNW55 / E08	DNW57 / E68	DNW58 / E29
Grey	RNW42 / E30	RNW49 / E16	RNW48 / E16	RNW45 / E08	DNW47 / E68	DNW48 / E29
Fog	RNW12 / E30	RNW19 / E16	RNW18 / E16	RNW15 / E08	DNW17 / E68	DNW18 / E29
Pearl	-	RNW09 / E16	RNW08 / E16	RNW05 / E08	DNW07 / E68	DNW08 / E29





## docks

### Informação Técnica / Technical Information

**P** PRESTIGE  
Porcelanato Vidrado Pasta Corada  
Glazed Porcelain Full Color Body

**4** Resistência à Abrasão  
Abrasion Resistance

**V3** Destonificação  
Shading Variations

**R10** Resistência ao Escorregamento  
Anti-Slip Resistance

**PTV > 36**  
Baixo Risco de Escorregamento  
Low Slip Potential

### Acabamento / Finish

Mate / Matte


### Aplicação / Application

Interior, Exterior

### Cores / Colors



Cloud



Land



Graphite



Sand

### Formatos / Sizes



60x60  
23,6" x 23,6"



59x59  
23,2" x 23,2"



30x60  
11,8" x 23,6"



29,4x59  
11,6" x 23,2"



docks  
Mate / Matte





**docks**  
Mate / Matte



mosaico docks cloud 30x30




docks sand 29,4x59



# docks

Mate / Matte

Cores / Colors



Cloud



Land







Graphite






Sand

Formatos / Sizes

				
	60x60 23,6"x23,6"	59x59 23,2"x23,2"	30x60 11,8"x23,6"	29,4x59 11,6"x23,2"
Cloud	CK19 / C03	CK18 / C06	CK16 / C01	CK17 / C06
Land	CK49 / C03	CK48 / C06	CK46 / C01	CK47 / C06
Graphite	CK59 / C03	CK58 / C06	CK56 / C01	CK57 / C06
Sand	CK29 / C03	CK28 / C06	CK26 / C01	CK27 / C06
espessura (mm) thickness (mm)	10 / 9*	10 / 9*	9,3 / 8,5*	10 / 9*
m <sup>2</sup> / caixa sqm / box	1,08	1,04	1,26 / 1,44*	1,21 / 1,39*
m <sup>2</sup> / pal sqm / pal	34,56	33,28	50,40 / 57,60*	38,72 / 44,48*
kg / pal kg / pal	760 / 682*	750 / 657*	1020 / 1077*	960 / 986*

Outros / Others

Rodapé / Skirting	Rodapé / Skirting	Degrau / Step
		
8x60 3,1"x23,6"	8x59 3,1"x23,2"	29,4x59 11,6"x23,2"
RCK19 / E16	RCK18 / E16	DCK17 / E29
RCK49 / E16	RCK48 / E16	DCK47 / E29
RCK59 / E16	RCK58 / E16	DCK57 / E29
RCK29 / E16	RCK28 / E16	DCK27 / E29

Decors



Decor Waterloo CK45  
60x60 . 23,6"x23,6" / C05

€/m<sup>2</sup>

Decor Waterloo CK44  
59x59 . 23,2"x23,2" / C09



Mureto Docks Cloud FMCK16  
32,6x60 . 12,8"x23,2" / E51




Mosaico Docks Cloud ECK16  
30x30 . 11,8"x11,8" / E28




Mureto Docks Land FMCK46  
32,6x60 . 12,8"x23,2" / E51



Mosaico Docks Land ECK46  
30x30 . 11,8"x11,8" / E28




Mureto Docks Graphite FMCK56  
32,6x60 . 12,8"x23,2" / E51



Mosaico Docks Graphite ECK56  
30x30 . 11,8"x11,8" / E28



Mureto Docks Sand FMCK26  
32,6x60 . 12,8"x23,2" / E51



Mosaico Docks Sand ECK26  
30x30 . 11,8"x11,8" / E28





everstone grey 30x60  
everstone grey 60x60



everstone grey 60x60

## everstone

### Informação Técnica / Technical Information

**P** PRESTIGE  
Porcelanato Vidrado Pasta Corada  
Glazed Porcelain Full Color Body

**4** Resistência à Abrasão  
Abrasion Resistance

**V2** Destonificação  
Shading Variations

**R9** Resistência ao Escorregamento  
Anti-Slip Resistance


### Acabamento / Finish

**Mate** / Matte

### Aplicação / Application

**Interior, Exterior**

### Cores / Colors



Grey



Anthracite



Cream



Army

### Formatos / Sizes



60x60  
23,6" x 23,6"



59x59  
23,2" x 23,2"



30x60  
11,8" x 23,6"



29,4x59  
11,6" x 23,2"



29,4x29,4  
11,6" x 11,6"



14,6x14,6  
5,7" x 5,7"



**everstone**

Mate / Matte



everstone grey 14,6x14,6  
everstone grey 29,4x59



everstone grey 14,6x14,6



# everstone

Mate / Matte

Cores / Colors



Grey



Anthracite









Cream






Army

Formatos / Sizes

						
	60x60 23,6"x23,6"	59x59 23,2"x23,2"	30x60 11,8"x23,6"	29,4x59 11,6"x23,2"	29,4x29,4 11,6"x11,6"	14,6x14,6 5,7"x5,7"
Grey	VR19 / C03	VR18 / C06	VR16 / C01	VR17 / C06	VR12 / C08	VR11 / C10
Anthracite	VR99 / C03	VR98 / C06	VR96 / C01	VR97 / C06	VR92 / C08	VR91 / C10
Cream	VR29 / C03	VR28 / C06	VR26 / C01	VR27 / C06	VR22 / C08	VR21 / C10
Army	VR69 / C03	VR68 / C06	VR66 / C01	VR67 / C06	VR62 / C08	VR61 / C10
espessura (mm) thickness (mm)	10 / 9*	10 / 9*	9,3 / 8,5*	10 / 9*	10 / 9*	10 / 9*
m <sup>2</sup> / caixa sqm / box	1,08	1,04	1,26 / 1,44*	1,21 / 1,39*	1,12 / 1,21*	0,64 / 0,68*
m <sup>2</sup> / pal sqm / pal	34,56	33,28	50,40 / 57,60*	38,72 / 44,48*	42,56 / 45,98*	32,64 / 34,68*
kg / pal kg / pal	760 / 682*	750 / 657*	1020 / 1077*	960 / 986*	960 / 896*	735 / 687*


Outros / Others

Rodapé / Skirting	Rodapé / Skirting	Degrau / Step
		
8x60 3,1"x23,6"	8x59 3,1"x23,2"	29,4x59 11,6"x23,2"
RVR19 / E16	RVR18 / E16	DVR17 / E29
RVR99 / E16	RVR98 / E16	DVR97 / E29
RVR29 / E16	RVR28 / E16	DVR27 / E29
RVR69 / E16	RVR68 / E16	DVR67 / E29


Decors




Mureto Everstone Grey FMVR16  
32,6x60 . 12,8"x23,6" / E55



Mosaico Everstone Grey EVR15  
30x30 . 11,8"x11,8" / E28



Mureto Everstone Anthracite FMVR96  
32,6x60 . 12,8"x23,6" / E55



Mosaico Everstone Anthracite EVR95  
30x30 . 11,8"x11,8" / E28




Mureto Everstone Cream FMVR26  
32,6x60 . 12,8"x23,6" / E55



Mosaico Everstone Cream EVR25  
30x30 . 11,8"x11,8" / E28




Mureto Everstone Army FMVR66  
32,6x60 . 12,8"x23,6" / E55



Mosaico Everstone Army EVR65  
30x30 . 11,8"x11,8" / E28





## urban

### Informação Técnica / Technical Information

**HARDLINE**  
Grés Porcelanato Vidrado  
Glazed Porcelain Tiles

**4** Resistência à Abrasão  
Abrasion Resistance

**V2** Destonificação  
Shading Variations


### Acabamento / Finish

**Mate** / Matte

### Aplicação / Application

**Interior, Exterior**

### Cores / Colors



Black



Anthracite



Light Grey



Beige

### Formatos / Sizes



60x60  
23,6" x 23,6"



30x60  
11,8" x 23,6"



45x45  
18" x 18"



**urban**  
Mate / Matte




urban anthracite 60x60  
mosaico urban anthracite



**urban**  
Mate / Matte



urban anthracite 60x60  
mosaico urban anthracite 30x30



decor époque 60x60



# urban

Mate / Matte

## Cores / Colors



Black



Anthracite



Light Grey



Beige

## Formatos / Sizes



60x60  
23,6"x23,6"



30x60  
11,8"x23,6"



45x45  
18"x18"

	60x60 23,6"x23,6"	30x60 11,8"x23,6"	45x45 18"x18"
Black	UB90 / M18	UB95 / M14	UB94 / M14
Anthracite	UB13 / M18	UB15 / M14	UB16 / M14
Light Grey	UB10 / M18	UB11 / M14	UB14 / M14
Beige	UB20 / M18	UB25 / M14	UB24 / M14
espessura (mm) thickness (mm)	10 / 9*	9,3 / 8,5*	9 / 8*
m <sup>2</sup> / caixa sqm / box	1,08	1,26 / 1,44*	1,00 / 1,62*
m <sup>2</sup> / pal sqm / pal	34,56	50,40 / 57,60*	68,00 / 77,76*
kg / pal kg / pal	760 / 682*	1020 / 1077*	1340 / 1330*

## Outros / Others

Rodapé / Skirting



8x60  
3,1"x23,6"


Rodapé / Skirting	Rodapé / Skirting
RUB90 / P13	RUB94 / P06
RUB13 / P13	RUB16 / P06
RUB10 / P13	RUB14 / P06
RUB20 / P13	RUB24 / P06

## Decors



Decor Époque UB91  
60x60 - 23,6"x23,6" / M19

€/m<sup>2</sup>




Mosaico Urban Black EUB94  
30x30 - 11,8"x11,8" / P25



Mosaico Urban Anthracite EUB16  
30x30 - 11,8"x11,8" / P25



Mosaico Urban Light Grey EUB14  
30x30 - 11,8"x11,8" / P25



Mosaico Urban Beige EUB24  
30x30 - 11,8"x11,8" / P25





lodge brown 19x118,2  
decor lodge brown 29,4x59



decor lodge brown 29,4x59

# lodge

## Informação Técnica / Technical Information

**P** PRESTIGE  
Porcelanato Vidrado Pasta Corada  
Glazed Porcelain Full Color Body

**R** Rectificado  
Rectified

**V3** Destonificação  
Shading Variations

**PTV > 36**  
Baixo Risco de Escorregamento  
Low Slip Potential


## Acabamento / Finish

**Mate** / Matte


## Aplicação / Application

**Interior, Exterior**


## Cores / Colors



Beige



Brown



Dark Brown

## Formatos / Sizes



19x118,2  
7,5"x46,5"



19x118,2 PLUS  
7,5"x46,5"





**lodge**  
Mate / Matte



lodge beige 19x118,2



lodge beige 19x118,2



# lodge

Mate / Matte

## Cores / Colors



Beige



Brown



Dark Brown

## Decors



Decor Lodge Beige ELG22  
29,4x59 . 11,6"x23,2" / E62



Decor Lodge Brown ELG42  
29,4x59 . 11,6"x23,2" / E62



Decor Lodge Dark Brown ELG92  
29,4x59 . 11,6"x23,2" / E62

## Formatos / Sizes



19x118,2  
7,5"x46,5"

LG22 / C10



19x118,2  
7,5"x46,5"

LG29 / C11



8x59  
3,1"x23,2"

RLG22 / E17

Beige	LG22 / C10	LG29 / C11	RLG22 / E17
Brown	LG42 / C10	LG49 / C11	RLG42 / E17
Dark Brown	LG92 / C10	LG99 / C11	RLG92 / E17
espessura (mm) thickness (mm)	11	11	
m <sup>2</sup> / caixa sqm / box	0,90	0,90	
m <sup>2</sup> / pal sqm / pal	43,20	43,20	
kg / pal kg / pal	1155	1155	

## Outros / Others

Rodapé / Skirting

\* Textura Antideslizante / Non Slip Finish

A Dominó recomenda a consulta dos esquemas e sugestões de aplicação, presentes na página 310 / Dominó recommends consulting the diagrams and application suggestions, provided on page 310



lodge dark brown 19x118,2





nordic grey 20x90  
one white 34x91,5  
one wave grey 34x91,5

nordic grey 20x90  
one white 34x91,5

# nordic

## Informação Técnica / Technical Information

**HARDLINE**  
Grés Porcelanato Vidrado  
Glazed Porcelain Tiles

**Rectificado**  
Rectified

**V2**  
Destonificação  
Shading Variations

**4**  
Resistência à Abrasão  
Abrasion Resistance

## Acabamento / Finish

**Mate** / Matte

## Aplicação / Application

**Interior, Exterior**

## Cores / Colors




Grey



Beige



Caramel



Brown

## Formatos / Sizes



**20x90**  
7,9"x35,4"



**20x90 PLUS**  
7,9"x35,4"





nordic  
Mate / Matte





# nordic

Mate / Matte

Cores / Colors



Grey

Beige

Caramel

Brown

Formatos / Sizes



20x90  
7,9"x35,4"



20x90  
7,9"x35,4"

Outros / Others

Rodapé / Skirting

7,5x44  
3"x17,3"

Grey	NR16 / M19	NR13 / M20	RNR16 / P11
Beige	NR26 / M19	NR23 / M20	RNR26 / P11
Caramel	NR76 / M19	NR73 / M20	RNR76 / P11
Brown	NR46 / M19	NR43 / M20	RNR46 / P11
espessura (mm) thickness (mm)	9,5	9,5	
m <sup>2</sup> / caixa sqm / box	1,08	1,08	
m <sup>2</sup> / pal sqm / pal	58,32	58,32	
kg / pal kg / pal	1213	1213	



nordic brown 20x90

\* Textura Antideslizante / Non Slip Finish

A Dominó recomenda a consulta dos esquemas e sugestões de aplicação, presentes na página 310 / Dominó recommends consulting the diagrams and application suggestions, provided on page 310





## feel good

### Informação Técnica / Technical Information

**HARDLINE**  
Grés Porcelanato Vidrado  
Glazed Porcelain Tiles

**4**  
Resistência à Abrasão  
Abrasion Resistance

**V2**  
Destonificação  
Shading Variations

**R10**  
Resistência ao Escorregamento  
Anti-Slip Resistance

**PTV > 36**  
Baixo Risco de Escorregamento  
Low Slip Potential


### Acabamento / Finish

**Mate** / Matte

### Aplicação / Application

**Interior, Exterior**


### Cores / Colors



Caviar



Milk



Tea



Nut



Caramel

### Formatos / Sizes



25x90  
9,8"x35,4"



14,5x88,2  
5,7"x34,7"





feel good

Mate / Matte



feel good nut 14,5x88,2



feel good caramel 14,5x88,2



feel good

Mate / Matte



feel good nut 25x90



feel good milk 14,5x88,2



# feel good

Mate / Matte

Cores / Colors



Caviar Milk Tea Nut Caramel

Formatos / Sizes



25x90  
9,8"x35,4"



14,5x88,2  
5,7"x34,7"

Outros / Others

Rodapé / Skirting



7,5x44  
3"x17,3"

Caviar	OD15 / M19	OD12 / M21	ROD19 / P10
Milk	OD05 / M19	OD02 / M21	ROD09 / P10
Tea	OD25 / M19	OD22 / M21	ROD29 / P10
Nut	OD45 / M19	OD42 / M21	ROD49 / P10
Caramel	OD75 / M19	OD72 / M21	ROD79 / P10
<b>espessura (mm)</b> thickness (mm)	10	10,5	
<b>m<sup>2</sup> / caixa</b> sqm / box	1,13	1,02	
<b>m<sup>2</sup> / pal</b> sqm / pal	45,20	53,04	
<b>kg / pal</b> kg / pal	1020	1240	



feel good caramel 25x90





## old village

### Informação Técnica / Technical Information

**HARDLINE**  
Grés Porcelanato Vidrado  
Glazed Porcelain Tiles

**4**  
Resistência à Abrasão  
Abrasion Resistance

**V4**  
Destonificação  
Shading Variations

**R10**  
Resistência ao Escorregamento  
Anti-Slip Resistance


### Acabamento / Finish

**Mate** / Matte


### Aplicação / Application

**Interior, Exterior**

### Cores / Colors



Sand



Honey



Ash

### Formatos / Sizes



**25x90**  
9,8"x35,4"



# old village

Mate / Matte

Cores / Colors



Sand



Honey



Ash



Formatos / Sizes



25x90  
9,8" x 35,4"


Sand	OV25 / M19
Honey	OV45 / M19
Ash	OV15 / M19
espessura (mm) thickness (mm)	10
m <sup>2</sup> / caixa sqm / box	1,13
m <sup>2</sup> / pal sqm / pal	45,20
kg / pal kg / pal	1020

Outros / Others

Rodapé / Skirting

7,5x44  
3" x 17,3"

ROV29 / P10
ROV49 / P10
ROV19 / P10



old village sand 25x90





# prodeck

## Informação Técnica / Technical Information

**HARDLINE**  
Grés Porcelanato Vidrado  
Glazed Porcelain Tiles

**4**  
Resistência à Abrasão  
Abrasion Resistance

**V1**  
Destonificação  
Shading Variations

**R12**  
Resistência ao Escorregamento  
Anti-Slip Resistance

**PTV > 36**  
Baixo Risco de Escorregamento  
Low Slip Potential


## Acabamento / Finish

**Mate** / Matte


## Aplicação / Application

**Interior, Exterior**


## Cores / Colors



Grey




Brown



Wengué

## Formatos / Sizes



**25x90**  
9,8"x35,4"



**15x60**  
7,9"x23,6"




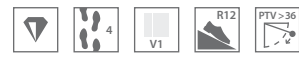






# prodeck

Mate / Matte

## Cores / Colors



## Formatos / Sizes

	 <b>25x90</b> 9,8"x35,4"	 <b>15x60</b> 7,9"x23,6"
Grey	DK15 / M19	DK11 / M18
Brown	DK45 / M19	DK41 / M18
Wengué	DK49 / M19	DK47 / M18
espessura (mm) thickness (mm)	10	9,3
m <sup>2</sup> / caixa sqm / box	1,13	1,08
m <sup>2</sup> / pal sqm / pal	45,20	43,20
kg / pal kg / pal	1020	877



prodeck brown 15x60





# unika

## Informação Técnica / Technical Information

**P** PRESTIGE  
Porcelanato Vidrado Pasta Corada  
Glazed Porcelain Full Color Body

**4** Resistência à Abrasão  
Abrasion Resistance

**V3** Destonificação  
Shading Variations

**R10** Resistência ao Escorregamento  
Anti-Slip Resistance

**PTV > 36** Baixo Risco de Escorregamento  
Low Slip Potential

## Acabamento / Finish

**Mate** / Matte

## Aplicação / Application

**Interior, Exterior**


## Cores / Colors



Silver




Fog



Graphite

## Formatos / Sizes



59x118,2  
23,2"x46,5"



60x60  
23,6"x23,6"



60x60 PLUS  
23,6"x23,6"



59x59  
23,2"x23,2"



30x60  
11,8"x23,6"



**unika**  
Mate / Matte



unika fog 60x60  
muro unika fog 15x59,2  
mundi white 34x66,5



unika

Mate / Matte







Silver



Fog



Graphite



			<b>PLUS*</b> 			
	59x118,2 23,2"x46,5"	60x60 23,6"x23,6"	60x60 23,6"x23,6"	59x59 23,2"x23,2"	30x60 11,8"x23,6"	9,7x9,7 3,9"x3,9"
Silver	UK11 / C13	UK13 / C03	UK10 / C04	UK12 / C06	UK14 / C01	-
Fog	UK17 / C13	UK19 / C03	UK15 / C04	UK18 / C06	UK16 / C01	-
Graphite	UK97 / C13	UK99 / C03	UK95 / C04	UK98 / C06	UK96 / C01	-
Taco Bizantine Grey	-	-	-	-	-	TBY10 / C16
espessura (mm) thickness (mm)	11	10 / 9**	10 / 9**	10 / 9**	9,3 / 8,5**	9 / 8*
m <sup>2</sup> / caixa sqm / box	1,39	1,08	1,08	1,04	1,26 / 1,44**	0,56 / 0,62*
m <sup>2</sup> / pal sqm / pal	38,92	34,56	34,56	33,28	50,40 / 57,60**	62,72 / 69,44*
kg / pal kg / pal	1040	760 / 682**	760 / 682**	750 / 657**	1020 / 1077**	1290 / 1261*

\* Textura Antideslizante / Non Slip Finish  
\*\* Produções a partir de 2021 / Productions from 2021

Rodapé / Skirting	Rodapé / Skirting	Degrau / Step
 8x60 3,1"x23,6"	 8x59 3,1"x23,2"	 29,4x59 11,6"x23,2"
RUK13 / E16	RUK12 / E16	DUK13 / E29
RUK19 / E16	RUK18 / E16	DUK19 / E29
RUK99 / E16	RUK98 / E16	DUK99 / E29



Muro Unika Silver MUK14 \*\*\*  
15x59,2 . 5,9"x23,3" / E71



Mosaico Unika Silver EUK14  
30x30 . 11,8"x11,8" / E29



Taco Bizantine Grey TBY10  
9,7x9,7 . 3,9"x3,9" / C16




Muro Unika Fog MUK16 \*\*\*  
15x59,2 . 5,9"x23,3" / E71



Mosaico Unika Fog EUK16  
30 x 30cm . 11,8" x 11,8" / E29



Muro Unika Graphite MUK96 \*\*\*  
15x59,2 . 5,9"x23,3" / E71



Mosaico Unika Graphite EUK96  
30 x 30cm . 11,8" x 11,8" / E29

\*\*\* Disponível sob encomenda / Available on demand





titan preto 30x60  
titan branco 30x60



# titan

## Informação Técnica / Technical Information

**P** PRESTIGE  
Porcelanato Vidrado Pasta Corada  
Glazed Porcelain Full Color Body

**4** Resistência à Abrasão  
Abrasion Resistance

**V1** Destonificação  
Shading Variations


## Acabamento / Finish

Mate / Matte

## Aplicação / Application

Interior, Exterior


## Cores / Colors




Preto



Cinza



Branco



Bege

## Formatos / Sizes



30x60  
11,8"x23,6"



# titan

Mate / Matte

## Coors / Colors



Preto



Cinza



Branco



Bege

## Decors



Decor Titan Preto ET193  
30x30 . 11,8"x11,8" / E37



Decor Titan Cinza ET113  
30x30 . 11,8"x11,8" / E37



Decor Titan Branco ET103  
30x30 . 11,8"x11,8" / E37



Decor Titan Bege ET123  
30x30 . 12"x12" / E37



Listelo Uffizi LUF20  
3x33 . 1,2"x13" / P30

STOCK OFF

## Formatos / Sizes



30x60  
11,8"x23,6"

Preto	TI93 / C01
Cinza	TI13 / C01
Branco	TI03 / C01
Bege	TI23 / C01
espessura (mm) thickness (mm)	9,3 / 8,5*
m <sup>2</sup> / caixa sqm / box	1,26 / 1,44*
m <sup>2</sup> / pal sqm / pal	50,40 / 57,60*
kg / pal kg / pal	1020 / 1077*

## Outros / Others

### Rodapé / Skirting

7,5x44  
3"x17,3"

RTI94 / E08
RTI14 / E08
RTI04 / E08
RTI24 / E08



titan cinza 30x60  
titan branco 30x60





## garland

### Informação Técnica / Technical Information

**HARDLINE**  
Grés Porcelanato Vidrado  
Glazed Porcelain Tiles

**5**  
Resistência à Abrasão  
Abrasion Resistance

**V4**  
Destonificação  
Shading Variations

**R11**  
Resistência ao Escorregamento  
Anti-Slip Resistance

**PTV > 36**  
Baixo Risco de Escorregamento  
Low Slip Potential

### Acabamento / Finish

**Mate** / Matte

### Aplicação / Application

**Interior, Exterior**


### Cores / Colors



Grey



Stone



Pearl

### Formatos / Sizes



**30x60**  
11,8"x23,6"



**45x45**  
18"x18"



**33x33**  
13"x13"



**16,5x16,5**  
6,5"x6,5"







garland  
Mate / Matte



garland stone 33x33



garland stone 30x60



# garland

Mate / Matte

## Cores / Colors



Grey



Stone



Pearl

## Decors



Mosaico Garland Grey ERL11  
33x33 - 13"x13" / P26



Mosaico Garland Stone ERL60  
33x33 - 13"x13" / P26



Mosaico Garland Pearl ERL01  
33x33 - 13"x13" / P26

## Formatos / Sizes



30x60  
11,8"x23,6"



45x45  
18"x18"



33x33  
13"x13"



16,5x16,5  
6,5"x6,5"

	30x60 11,8"x23,6"	45x45 18"x18"	33x33 13"x13"	16,5x16,5 6,5"x6,5"
Grey	RL13 / M15	RL15 / M15	RL11 / M11	RL16 / M18
Stone	RL63 / M15	RL65 / M15	RL60 / M11	RL66 / M18
Pearl	RL03 / M15	RL05 / M15	RL01 / M11	RL06 / M18
espessura (mm) thickness (mm)	9,3 / 8,5*	9 / 8*	7,8	7,8
m <sup>2</sup> / caixa sqm / box	1,26 / 1,44*	1,00 / 1,62*	1,40	0,66
m <sup>2</sup> / pal sqm / pal	50,40 / 57,60*	68,00 / 77,76*	64,40	47,52
kg / pal kg / pal	1020 / 1077*	1340 / 1330*	1080	790

## Outros / Others

### Rodapé / Skirting



7,5x33  
3"x13"

### Degrau / Step



33x33  
13"x13"

RRL11 / P03	DRL11 / P15
RRL60 / P03	DRL60 / P15
RRL01 / P03	DRL01 / P15



garland pearl 45x45





multicolor slate 45x45



mosaico multicolor slate 33x33

## multicolor slate / fragas

### Informação Técnica / Technical Information

**HARDLINE**  
Grés Porcelanato Vidrado  
Glazed Porcelain Tiles

**V4** Multicolor Slate  
Destonificação  
Shading Variations

**V2** Fragas  
Destonificação  
Shading Variations

### Acabamento / Finish

**Mate** / Matte

### Aplicação / Application

**Interior, Exterior**

### Cores / Colors



Multicolor Slate



Fragas Quartzo

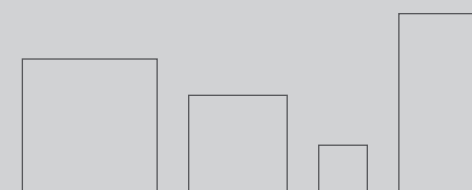


Fragas Xisto



Fragas Arenita

### Formatos / Sizes



45x45  
18"x18"

33x33  
13"x13"

16,5x16,5  
6,5"x6,5"

30x60  
11,8"x23,6"



# multicolor slate

Mate / Matte





# multicolor slate

Mate / Matte

Cores / Colors



Decors



Slate



Mosaico Multicolor Slate EUR90  
33x33. 13"x13" / P30

# fragas

Mate / Matte

Cores / Colors



Quartzo








Xisto



Arenita

Formatos / Sizes

Outros / Others

	 45x45 18"x18"	 33x33 13"x13"	 16,5x16,5 6,5"x6,5"	 30x60 11,8"x23,6"	 7,5x33 3"x13"
Slate	UR95 / M15	UR90 / M11	UR96 / M18	-	RUR90 / P03
Quartzo	-	-	-	FG20 / M16	-
Xisto	-	-	-	FG40 / M16	-
Arenita	-	-	-	FG80 / M16	-
espessura (mm) thickness (mm)	9 / 8*	7,8	7,8	9,3 / 8,5*	-
m <sup>2</sup> / caixa sqm / box	1,00 / 1,62*	1,40	0,66	1,26 / 1,44*	-
m <sup>2</sup> / pal sqm / pal	68,00 / 77,76*	64,40	47,52	50,40 / 57,60*	-
kg / pal kg / pal	1340 / 1330*	1080	790	1020 / 1077*	-

\* Produções a partir de 2021 / Productions from 2021



fragas quartzo 30x60





## paint

**Informação Técnica** / Technical Information

**HARDLINE**  
Grés Porcelanato Vidrado  
Glazed Porcelain Tiles

**V4** Destonificação  
Shading Variations

**Acabamento** / Finish

**Mate** / Matte

**Aplicação** / Application

**Interior, Exterior**

**Cores** / Colors



Cream



Grey

**Formatos** / Sizes



**33x33**  
13"x13"



# paint

Mate / Matte

## Cores / Colors




Cream



Grey

## Decors



Mosaico Paint Cream EPT20  
33x33 - 13"x13" / P29




Mosaico Paint Grey EPT10  
33x33 - 13"x13" / P29

## Formatos / Sizes



33x33  
13"x13"

Cream	PT20 / M13
Grey	PT10 / M13
espessura (mm) thickness (mm)	7,8
m <sup>2</sup> / caixa sqm / box	1,40
m <sup>2</sup> / pal sqm / pal	64,40
kg / pal kg / pal	1080






# san marco

Mate / Matte

Cores / Colors



Castanho



Carmim



Bege

Decors



Ângulo San Marco 2 ABSM  
15,5x15,5 - 6,1"x6,1" / P17



Flecha San Marco 2 FMSM2  
15,5x33 - 6,1"x13" / P19



Flecha San Marco 3 FMSM3  
15,5x33 - 6,1"x13" / P19



Ângulo San Marco 1 AQSM1  
12,5x12,5 - 4,9"x4,9" / P17



Flecha San Marco 1 FMSM1  
12,5x33 - 4,9"x13" / P19

Formatos / Sizes



33x33  
13"x13"

PLUS\*



33x33  
13"x13"



16,5x33  
6,5"x13"

Outros / Others

Rodapé / Skirting



7,5x33  
3"x13"

	33x33 13"x13"	33x33 PLUS* 13"x13"	16,5x33 6,5"x13"	7,5x33 3"x13"
Castanho	SM40 / M11	SM49 / M12	SM43 / M15	R3SM40 / P03
Carmim	SM70 / M11	SM79 / M12	SM73 / M15	R3SM70 / P03
Bege	SM20 / M11	SM29 / M12	SM23 / M15	R3SM20 / P03
espessura (mm) thickness (mm)	7,8	7,8	7,8	
m <sup>2</sup> / caixa sqm / box	1,40	1,40	0,66	
m <sup>2</sup> / pal sqm / pal	64,40	64,40	47,52	
kg / pal kg / pal	1080	1080	865	



san marco carmim 33x33



# santa fé

Mate / Matte

Cores / Colors



Verde



Castanho



Dourado






Bege




Branco



Formatos / Sizes

	 33x33 13"x13"	 16,5x33 6,5"x13"	 16,5x16,5 6,5"x6,5"
Verde	TF60 / M13	TF63 / M16	TF66 / M19
Castanho	TF40 / M13	TF43 / M16	TF46 / M19
Dourado	TF70 / M13	TF73 / M16	TF76 / M19
Bege	TF20 / M13	TF23 / M16	TF26 / M19
Branco	TF01 / M13	TF03 / M16	TF06 / M19
espessura (mm) thickness (mm)	9	9	9
m <sup>2</sup> / caixa sqm / box	1,40	1,20	0,66
m <sup>2</sup> / pal sqm / pal	64,40	43,20	47,52
kg / pal kg / pal	1140	740	890

Outros / Others

Rodapé / Skirting
 7,5x33 3"x13"
R3TF60 / P03
R3TF40 / P03
R3TF70 / P03
R3TF20 / P03
R3TF01 / P03

Mesma espessura para todas as medidas / Same thickness for all measures



santa fé bege 33x33  
santa fé bege 16,5x33  
santa fé bege 16,5x16,5



# chiado

Mate / Matte

Cores / Colors




Bege



Pedra



Branco



Antracite

Formatos / Sizes



33x33  
13"x13"

Bege	CH20 / M10
Pedra	CH60 / M10
Branco	CH01 / M10
Antracite	CH90 / M10
espessura (mm) thickness (mm)	8,5
m <sup>2</sup> / caixa sqm / box	1,40
m <sup>2</sup> / pal sqm / pal	64,40
kg / pal kg / pal	1100



chiado bege 33x33



---

**revestimento** / wall tiles






absolute white glossy 44x44




absolute cube white 32,5x90

# absolute

## Informação Técnica / Technical Information

 **Revestimento Pasta Branca**  
White Body Wall Tiles

 **HARDLINE**  
Grés Porcelanato Vidrado  
Glazed Porcelain Tiles

## Acabamento / Finish

**Brilho / Glossy**

**Pavimento Brilho / Glossy Floor**  
**Pavimento Mate / Matt Floor**


## Aplicação / Application

**Interior**

## Cores / Colors



White



Vennato

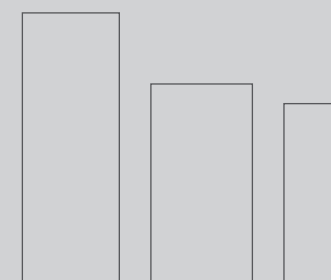


Black



Universe


## Formatos / Sizes



32,5x90  
12,8"x35,4"

34x66,5  
13,4"x26,2"

20x60  
7,9"x23,6"



30x60  
11,8"x23,6"

45x45  
18"x18"

44x44  
17,3"x17,3"

## Pavimento / Floor



**absolute**

Brilho / Glossy



absolute white 32,5x90  
absolute cube white 32,5x90  
absolute white glossy 44x44



**absolute**

Brilho / Glossy



absolute vennato 32,5x90  
nordic brown 20x90



absolute vennato 32,5x90



# absolute

Brilho / Glossy

## Cores / Colors



White



Black



Vennato




Universe

## Decors



Absolute Cube White AB08R  
32,5x90 . 12,8"x35,4" / R22

€/m<sup>2</sup>



Decor Mosaico Absolute AB04R  
34x66,5 . 13,4"x26,2" / R17

€/m<sup>2</sup>



Absolute Crossroad Grey AB11R  
32,5x90 . 12,8"x35,4" / R21

€/m<sup>2</sup>



Absolute Turn Vennato AB02R  
34x66,5 . 13,4"x26,2" / R17

€/m<sup>2</sup>

## Formatos / Sizes

	32,5x90 12,8"x35,4"	34x66,5 13,4"x26,2"	20x60 7,9"x23,6"
White	AB09R / R21	AB03R / R16	AB06R / R15
Black	AB99R / R21	-	-
Vennato	AB07R / R21	AB05R / R16	-
Universe	AB57R / R21	-	-
espessura (mm) thickness (mm)	11	10 / 9*	10
m <sup>2</sup> / caixa sqm / box	1,17	1,13 / 1,36*	0,96
m <sup>2</sup> / pal sqm / pal	23,40	45,20 / 54,40*	46,08
kg / pal kg / pal	480	840 / 843*	740

## Pavimento Coordenado / Matching Floor

	30x60 11,8"x23,6"	45x45 18"x18"	44x44 17,3"x17,3"
White	AB06 / M14	AB05 / M14	AB04 / M19
Black	-	-	-
Vennato	-	AB03 / M14	AB02 / M19
Universe	-	-	AB52 / M19
espessura (mm) thickness (mm)	9,3 / 8,5*	9 / 8*	9 / 8*
m <sup>2</sup> / caixa sqm / box	1,26 / 1,44*	1,42 / 1,62*	0,97 / 1,16*
m <sup>2</sup> / pal sqm / pal	50,40 / 57,60*	68,16 / 77,76*	64,02 / 76,56*
kg / pal kg / pal	1020 / 1077*	1335 / 1330*	1260 / 1336*

## Outros / Others

Rodapé / Skirting	Rodapé / Skirting
7,5x45 3"x18"	7,5x44 3"x17,3"
RAB05 / P06	RAB04 / P06
-	-
RAB03 / P06	RAB02 / P06
-	RAB52 / P06

\* Produções a partir de 2021 / Productions from 2021






cube branco brilho 32,5x90  
feel good caramelo 14,5x88,2



## natura / cube

### Informação Técnica / Technical Information

 Revestimento Pasta Branca  
White Body Wall Tiles


### Acabamento / Finish

Brilho / Glossy


### Aplicação / Application

Interior

### Cores / Colors



Natura Branco Mate



Natura Branco Brilho



Cube Branco Mate




Cube Branco Brilho

### Formatos / Sizes



34x91,5  
13,4"x36"



32,5x90  
12,8"x35,4" 



34x66,5  
13,4"x26,2"




20x60  
7,9"x23,6"



# natura / cube

Brilho / Glossy

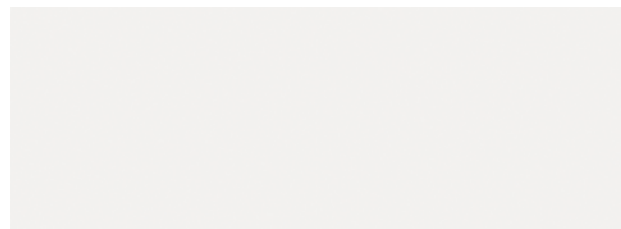
## Cores / Colors



Natura Branco Brilho



Cube Branco Brilho



Natura Branco Mate



Cube Branco Mate

## Formatos / Sizes

	34x91,5 13,4"x36"	32,5x90 12,8"x35,4"	34x66,5 13,4"x26,2"	20x60 7,9"x23,6"
Natura Branco Brilho	UNT02R / R19	NT02R / R21	NT04R / R16	NT06R / R15
Cube Branco Brilho	-	CU02R / R21	-	-
Natura Branco Mate	UNT09R / R19	NT09R / R21	NT05R / R16	NT03R / R15
Cube Branco Mate	-	CU09R / R21	-	-
espessura (mm) thickness (mm)	11	11	10 / 9*	10
m <sup>2</sup> / caixa sqm / box	1,24	1,17	1,13 / 1,36*	0,96
m <sup>2</sup> / pal sqm / pal	24,8 / 54,56*	23,40	45,20 / 54,40*	46,08
kg / pal kg / pal	509 / 1112*	480	840 / 843*	740

\* Produções a partir de 2021 / Productions from 2021

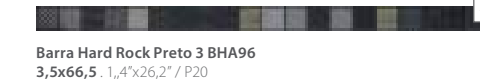
## Decors



Decor Boutique Cherry EOU82  
20x60 . 7,9"x23,6" / P33



Decor Boutique Petroleum EOU52  
20x60 . 7,9"x23,6" / P33



Barra Hard Rock Preto 3 BHA96  
3,5x66,5 . 1,4"x26,2" / P20



Barra Hard Rock Branco 3 BHA06  
3,5x66,5 . 1,4"x26,2" / P20




Barra Hard Rock Preto 2 BHA93  
3,5x60 . 1,4"x23,6" / P15



Barra Hard Rock Branco 2 BHA03  
3,5x60 . 1,4"x23,6" / P15



Barra Hard Rock Castanho 2 BHA43  
3,5x60 . 1,4"x23,6" / P15



Barra Lyra I BLY24  
5x32,5 . 2"x12,8" / P19




Barra Lyra II BLY56  
5x32,5 . 2"x12,8" / P19



Purito Natura PNT20  
1,2x32,5 . 0,5"x12,8" / P19



Barra Tecno BTE15  
5x32,5 . 2"x12,8" / P32



Barra Iris 7 BII70  
3,5x32,5 . 1,4"x12,8" / P29



Barra Iris 5 BII50  
3,5x32,5 . 1,4"x12,8" / P29



Listelo Uffizi LUF20  
3x33 . 1,2"x13" / P30

## Pavimento Recomendado / Recommended Floor

<b>on-road</b> (pág.24)				<b>newstreet</b> (pág.34)						
	Fog	Grey	Beige		Night	Smoke	Grey	Fog	Pearl	
<b>urban</b> (pág.56)					<b>lodge</b> (pág.62)					
	Black	Anthracite	Light Grey	Beige	Beige	Brown	Dark Brown			
<b>nordic</b> (pág.68)					<b>feel good</b> (pág.76)					
	Grey	Beige	Caramel	Brown	Milk	Caviar	Nut	Tea	Caramel	
<b>traffic</b> (pág.282)					<b>villeneuve</b> (pág.283)					
	Soft Preto	Soft Cinza	Dark Grey	Grey	White					

As peças decoradas podem sofrer alteração de tonalidade em relação à base respectiva. / Tonality in decorated pieces might differ from the original.






mosaico cristal crema 32,5x32,5  
 cristal imperador 32,5x90  
 cristal crema 32,5x90




mosaico cristal crema 32,5x32,5  
 cristal imperador 32,5x90  
 cristal crema 32,5x90  
 cristal crema 44x44

## cristal

### Informação Técnica / Technical Information

 **Revestimento Pasta Branca**  
 White Body Wall Tiles

 **Pavimento Grés Vidrado Pasta Branca**  
 Glazed White Body Floor Tiles

### Acabamento / Finish

**Brilho / Glossy**


**Pavimento Brilho / Glossy Floor**

### Aplicação / Application


**Interior**

**Interior**

### Cores / Colors



Crema



Imperador



Travertino Bege



Travertino Noz

### Formatos / Sizes



32,5x90  
 12,8"x35,4"



33,3x50  
 13,1"x19,7"



45x45  
 18"x18"



44x44  
 17,3"x17,3"

### Pavimento Coordenado / Matching Floor



**crystal**  
Brilho / Glossy



crystal travertino noz 33,3x50  
crystal mosaico travertino 33,3x50  
crystal travertino noz 45x45



**crystal**  
Brilho / Glossy



crystal travertino bege 32,5x90  
crystal cube travertino 32,5x90



crystal mosaico travertino 33,3x50



# crystal

Brilho / Glossy

Cores / Colors



Crema



Imperador



Travertino Bege



Travertino Noz

Formatos / Sizes



32,5x90  
12,8"x35,4"



33,3x50  
13,1"x19,7"

	32,5x90 12,8"x35,4"	33,3x50 13,1"x19,7"
Crema	RT29R / R21	RT25R / R11
Imperador	RT49R / R21	RT45R / R11
Travertino Bege	RT27R / R21	RT23R / R11
Travertino Noz	RT47R / R21	RT43R / R11
espessura (mm) thickness (mm)	11	8,5
m <sup>2</sup> / caixa sqm / box	1,17	1,67
m <sup>2</sup> / pal sqm / pal	23,40	53,44
kg / pal kg / pal	480	777

Pavimento Coordenado / Matching Floor



45x45  
18"x18"



44x44  
17,3"x17,3"

	45x45 18"x18"	44x44 17,3"x17,3"
Crema	RT25 / M14	RT29 / M19
Imperador	RT45 / M14	RT49 / M19
Travertino Bege	RT23 / M14	RT27 / M19
Travertino Noz	RT43 / M14	RT47 / M19
espessura (mm) thickness (mm)	9 / 8*	9 / 8*
m <sup>2</sup> / caixa sqm / box	1,00 / 1,62*	0,97 / 1,16*
m <sup>2</sup> / pal sqm / pal	68,00 / 77,76*	64,02 / 76,56*
kg / pal kg / pal	1340 / 1330*	1260 / 1336*

Outros / Others

Rodapé / Skirting



7,5x45  
3"x18"

	7,5x45 3"x18"
Crema	RRT25 / P06
Imperador	RRT45 / P06
Travertino Bege	RRT23 / P06
Travertino Noz	RRT43 / P06

\* Produções a partir de 2021 / Productions from 2021

Decors



Cristal Cube Crema RT48R  
32,5x90 . 12,8"x35,4" / R22

€/m<sup>2</sup>



Cristal Mosaico Crema RT44R  
33,3x50 . 13,1"x19,7" / R14

€/m<sup>2</sup>



Mosaico Cristal Crema ERT25  
32,5x32,5 . 12,8"x12,8" / P62



Cristal Cube Travertino RT28R  
32,5x90 . 12,8"x35,4" / R22

€/m<sup>2</sup>



Cristal Losango Crema RT46R  
33,3x50 . 13,1"x19,7" / R14

€/m<sup>2</sup>



Cristal Mosaico Travertino RT24R  
33,3x50 . 13,1"x19,7" / R14

€/m<sup>2</sup>




Mosaico Cristal Travertino ERT23  
32,5x32,5 . 12,8"x12,8" / P62



Cristal Losango Travertino RT26R  
33,3x50 . 13,1"x19,7" / R14

€/m<sup>2</sup>

Pavimento Coordenado / Matching Floor




Crema



Imperador



Travertino Bege



Travertino Noz




As peças decoradas podem sofrer alteração de tonalidade em relação à base respectiva. / Tonality in decorated pieces might differ from the original.





## one

**Informação Técnica** / Technical Information

 **Revestimento Pasta Branca**  
White Body Wall Tiles


**Acabamento** / Finish

**Mate** / Matte

**Aplicação** / Application

**Interior**


**Cores** / Colors



White



Beige



Grey

**Formatos** / Sizes



34x91,5  
13,4"x36"

one beige 34x91,5  
one wave beige 34x91,5  
nordic caramel 20x90



**one**  
Mate / Matte



one white 34x91,5  
one wave grey 34x91,5  
nordic grey 20x90



**one**  
Mate / Matte




one white 34x91,5  
nordic grey 20x90




one wave grey 34x91,5




Cores / Colors



White



Beige



Grey

Formatos / Sizes



34x91,5  
13,4"x36"

White	ON08R / R19
Beige	ON28R / R19
Grey	ON18R / R19
espessura (mm) thickness (mm)	11
m <sup>2</sup> / caixa sqm / box	1,24
m <sup>2</sup> / pal sqm / pal	24,8 / 54,56*
kg / pal kg / pal	509 / 1112*

\* Produções a partir de 2021 / Productions from 2021

Decors



One Wave Beige ON25R  
34x91,5 . 13,4"x36" / R20

€/m<sup>2</sup>



One Shade Beige ON23R  
34x91,5 . 13,4"x36" / R20

€/m<sup>2</sup>



One Wave Grey ON15R  
34x91,5 . 13,4"x36" / R20

€/m<sup>2</sup>



One Shade Grey ON13R  
34x91,5 . 13,4"x36" / R20

€/m<sup>2</sup>




One Shade Blue ON53R  
34x91,5 . 13,4"x36" / R20

€/m<sup>2</sup>

Pavimento Recomendado / Recommended Floor

on-road (pág.24)



Fog

urban (pág.56)



Grey



Beige



Black



Anthracite



Light Grey



Beige

lodge (pág.62)



Beige



Brown



Dark Brown

nordic (pág.68)



Grey



Beige



Caramel



Brown

feel good (pág.76)



Caviar



Nut



Tea



Caramel

traffic (pág.282)



Soft Preto



Soft Cinza






uptown cherry 34x91,5  
 uptown white 34,91,5  
 uptown form wood 34x91,5  
 feel good caramel 14,5x88,2



# uptown

**Informação Técnica / Technical Information**

 **Revestimento Pasta Branca**  
 White Body Wall Tiles

**Acabamento / Finish**

**Mate / Matte**

**Aplicação / Application**

**Interior**

**Cores / Colors**



White      Cherry      Grey      Blue      Form White      Form Grey

**Formatos / Sizes**



34x91,5  
 13,4"x36"



uptown

Matte / Matte



uptown white 34x91,5  
uptown blue 34,91,5  
uptown puzzle blue 34x91,5  
feel good nut 14,5x88,2



**uptown**  
Mate / Matte




uptown puzzle grey 34x91,5  
uptown form grey 34x91,5



uptown form white 34x91,5  
uptown blue 34x91,5  
mosaico uptown blue 28,2x28,2



## Cores / Colors



White



Cherry



Grey



Blue



Form White



Form Grey

## Formatos / Sizes



34x91,5  
13,4"x36"

White	UT01R / R19
Cherry	UT80R / R20
Grey	UT10R / R19
Blue	UT50R / R19
Form White	UT03R / R19
Form Grey	UT13R / R19
espessura (mm) thickness (mm)	11
m <sup>2</sup> / caixa sqm / box	1,24
m <sup>2</sup> / pal sqm / pal	24,8 / 54,56*
kg / pal kg / pal	509 / 1112*

\* Produções a partir de 2021 / Productions from 2021

## Decors



Uptown Form Wood UT43R  
34x91,5 . 13,4"x36" / R20

€/m<sup>2</sup>



Mosaico Uptown Cherry EUT80  
28,2x28,2 . 11,1"x11,1" / P45



Mosaico Uptown Blue EUT50  
28,2x28,2 . 11,1"x11,1" / P45



Uptown Puzzle Blue UT54R  
34x91,5 . 13,4"x36" / R20

€/m<sup>2</sup>



Uptown Puzzle Grey UT14R  
34x91,5 . 13,4"x36" / R20

€/m<sup>2</sup>

## Combinação Cerâmica Recomendada / Recommended Ceramic Tiles Combination




Cherry



White



Form Wood



Grey



White



Puzzle Grey

feel good (pág.76)



Milk



Caramel



Anthracite



Black

urban (pág.56)

feel good (pág.76)




Milk



Caviar



Anthracite



Black

urban (pág.56)



Blue



White



Mosaico Blue

feel good (pág.76)



Milk



Nut



Caramel



Black

urban (pág.56)









broadway beige 34x91,5  
 broadway scratch beige 2 34x91,5  
 broadway beige 60x60



## broadway

### Informação Técnica / Technical Information

 **Revestimento Pasta Branca**  
 White Body Wall Tiles

 **HARDLINE**  
 Grés Porcelanato Vidrado  
 Glazed Porcelain Tiles

### Acabamento / Finish

**Mate** / Matte


**Pavimento Mate** / Matte Floor

### Aplicação / Application


**Interior**

**Interior**

### Cores / Colors



Beige



Grey

### Formatos / Sizes



34x91,5  
 13,4"x36"

### Pavimento Coordenado / Matching Floor



60x60  
 23,6"x23,6"



# broadway

Mate / Matte



broadway grey 34x91,5  
broadway scratch grey 2 34x91,5  
broadway light grey 60x60



broadway scratch grey 2 34x91,5



# broadway

Mate / Matte

## Cores / Colors



Beige



Grey

## Decors



Broadway Scratch Beige 1 BW23R  
34x91,5 . 13,4"x36" / R20

€/m<sup>2</sup>



Broadway Scratch Grey 1 BW13R  
34x91,5 . 13,4"x36" / R20

€/m<sup>2</sup>



Broadway Scratch Beige 2 BW24R  
34x91,5 . 13,4"x36" / R20

€/m<sup>2</sup>



Broadway Scratch Grey 2 BW14R  
34x91,5 . 13,4"x36" / R20

€/m<sup>2</sup>

## Formatos / Sizes



34x91,5  
13,4"x36"

Beige	BW28R / R19
Grey	BW18R / R19
espessura (mm) thickness (mm)	11
m <sup>2</sup> / caixa sqm / box	1,24
m <sup>2</sup> / pal sqm / pal	24,8 / 54,56*
kg / pal kg / pal	509 / 1112*

## Pavimento Coordenado / Matching Floor



60x60  
23,6"x23,6"

Beige	BW29 / M18
Light Grey	BW13 / M18
	10 / 9*
	1,08
	34,56
	760 / 682*

## Outros / Others


Rodapé / Skirting



8x60  
3,1"x23,6"

Beige	RBW29 / P13
Light Grey	RBW13 / P13

## Pavimento Coordenado / Matching Floor



Beige



Light Grey






geo grey 34x91,5  
decor memory 34x91,5  
lodge dark brown 19x118,2



## geo

### Informação Técnica / Technical Information

 **Revestimento Pasta Branca**  
White Body Wall Tiles

 **HARDLINE**  
**Grês Porcelanato Vidrado**  
Glazed Porcelain Tiles

### Acabamento / Finish

**Mate** / Matte


**Pavimento Mate** / Matte Floor

### Aplicação / Application


**Interior**

**Interior**

### Cores / Colors



Pearl



Beige



Grey

### Formatos / Sizes



34x91,5  
13,4"x36"

### Pavimento Coordenado / Matching Floor



60x60  
23,6"x23,6"





geo  
Mate / Matte

geo beige 34x91,5  
decor spine beige 34x91,5  
geo beige 60x60



geo spine beige 34x91,5



Cores / Colors



Pearl



Beige



Grey

Decors



Decor Spine Beige GE22R  
34x91,5 . 13,4"x36" / R20

€/m<sup>2</sup>



Mosaico Spine Beige EGE22  
29,7x29,7 . 11,7"x11,7" / P33



Decor Spine Grey GE12R  
34x91,5 . 13,4"x36" / R20

€/m<sup>2</sup>



Mosaico Spine Grey EGE12  
29,7x29,7 . 11,7"x11,7" / P33



Decor Memory GE25R  
34x91,5 . 13,4"x36" / R20

€/m<sup>2</sup>

Formatos / Sizes

Pavimento Coordenado / Matching Floor

Outros / Others



34x91,5  
13,4"x36"



60x60  
23,6"x23,6"




8x60  
3,1"x23,6"

Rodapé / Skirting

Pearl	GE01R / R19	GE09 / M18	RGE09 / P13
Beige	GE20R / R19	GE29 / M18	RGE29 / P13
Grey	GE10R / R19	GE19 / M18	RGE19 / P13
espessura (mm) thickness (mm)	11	10 / 9*	
m <sup>2</sup> / caixa sqm / box	1,24	1,08	
m <sup>2</sup> / pal sqm / pal	24,8 / 54,56*	34,56	
kg / pal kg / pal	509 / 1112*	760 / 682*	

Pavimento Coordenado / Matching Floor



Pearl



Beige



Grey





mood line pearl 34x91,5  
 mood grey 34x91,5  
 mood grey 60x60



mood line grey 34x91,5

# mood

## Informação Técnica / Technical Information

-  **Revestimento Pasta Branca**  
White Body Wall Tiles
-  **HARDLINE**  
Grés Porcelanato Vidrado  
Glazed Porcelain Tiles


## Acabamento / Finish

- Mate** / Matte
- Pavimento Mate** / Matte Floor

## Aplicação / Application

- Interior**
- Interior**

## Cores / Colors



Pearl      Grey      Beige      Line Pearl      Line Grey      Line Beige

## Formatos / Sizes

## Pavimento Coordenado / Matching Floor



34x91,5  
13,4"x36"



60x60  
23,6"x23,6"



**mood**

Mate / Matte



decor mood beige 34x91,5




mood grey 34x91,5



# mood

Mate / Matte


## Cores / Colors



Pearl




Line Pearl



Grey



Line Grey



Beige



Line Beige

## Formatos / Sizes



34x91,5  
13,4"x36"



60x60  
23,6"x23,6"

Rodapé / Skirting




8x60  
3,1"x23,6"

	34x91,5 13,4"x36"	60x60 23,6"x23,6"	8x60 3,1"x23,6"
Pearl	MO08R / R19	MO09 / M18	RMO09 / P13
Grey	MO18R / R19	MO19 / M18	RMO19 / P13
Beige	MO28R / R19	MO29 / M18	RMO29 / P13
Line Pearl	MO03R / R19	-	-
Line Grey	MO13R / R19	-	-
Line Beige	MO23R / R19	-	-
espessura (mm) thickness (mm)	11	10 / 9*	
m <sup>2</sup> / caixa sqm / box	1,24	1,08	
m <sup>2</sup> / pal sqm / pal	24,8 / 54,56*	34,56	
kg / pal kg / pal	509 / 1112*	760 / 682*	


\* Produções a partir de 2021 / Productions from 2021

## Decors



Decor Mood Beige MO25R  
34x91,5 . 13,4"x36" / R20


€/m<sup>2</sup>



Decor Mood Grey MO15R  
34x91,5 . 13,4"x36" / R20

€/m<sup>2</sup>

## Pavimento Coordenado / Matching Floor



Mood Pearl



Mood Grey



Mood Beige





decor step beige 34x91,5  
pura scribble beige 34x91,5



decor step beige 34x91,5  
pura scribble beige 34x91,5  
pura beige 34x91,5

## pura

**Informação Técnica** / Technical Information

 **Revestimento Pasta Branca**  
White Body Wall Tiles


**Acabamento** / Finish

**Mate** / Matte

**Aplicação** / Application

**Interior**

**Cores** / Colors



White



Beige



Scribble White



Scribble Beige

**Formatos** / Sizes



34x91,5  
13,4"x36"



**pura**  
Mate / Matte




pura white 34x91,5  
pura petroleum 29,4x59  
mosaico pura petroleum 30x30  
traffic soft preto 45x45



pura white 34x91,5  
traffic soft preto 45x45



Cores / Colors



White



Scribble White



Beige



Scribble Beige

Formatos / Sizes



34x91,5  
13,4"x36"

White	PR01R / R19
Scribble White	PR02R / R19
Beige	PR20R / R19
Scribble Beige	PR22R / R19
espessura (mm) thickness (mm)	11
m <sup>2</sup> / caixa sqm / box	1,24
m <sup>2</sup> / pal sqm / pal	24,8 / 54,56*
kg / pal kg / pal	509 / 1112*

\* Produções a partir de 2021 / Productions from 2021

Decors




Decor Step White PR03R  
34x91,5 . 13,4"x36" / R20

€/m<sup>2</sup>



Pura Petroleum 2 EPR56  
29,4x59 . 11,6 x23,2" / E62



Mosaico Pura Petroleum 1 EPR55  
30x30 . 11,8"x11,8" / E60



Listelo Medici Platinum LFC10  
3,5x33,3 . 1,4"x13,1" / P28




Decor Step Beige PR23R  
34x91,5 . 13,4"x36" / R20

€/m<sup>2</sup>

Pavimento Recomendado / Recommended Floor

urban (pág.56)



Black



Anthracite



Light Grey



Beige

traffic (pág.282)



Soft Preto

mundi (pág.201)



Grey



Beige

As peças decoradas podem sofrer alteração de tonalidade em relação à base respectiva. / Tonality in decorated pieces might differ from the original.






decor tokyo brown 34x66,5  
newstreet pearl 60x60



tokyo pearl 34x66,5

## tokyo

### Informação Técnica / Technical Information



Revestimento Pasta Branca  
White Body Wall Tiles

### Acabamento / Finish

Mate / Matte


### Aplicação / Application

Interior

### Cores / Colors




Pearl



Brown



Green



Blue

### Formatos / Sizes



34x66,5  
13,4"x26,2"



tokyo

Mate / Matte



tokyo pearl 34x66,5  
tokyo blue 34x66,5  
tokyo brick blue 34x66,5  
feel good milk 14,5x88,2



tokyo  
Mate / Matte



tokyo green 34x66,5  
muro tokyo pearl 34x65  
feel good nut 25x90



muro tokyo pearl 34x65



Cores / Colors



Pearl



Brown



Green



Blue

Formatos / Sizes



34x66,5  
13,4"x26,2"

Pearl	TK05R / R16
Brown	TK45R / R16
Blue	TK55R / R16
Green	TK65R / R16

espessura (mm) thickness (mm)	10 / 9*
m <sup>2</sup> / caixa sqm / box	1,13 / 1,36*
m <sup>2</sup> / pal sqm / pal	*45,20 / 54,40*
kg / pal kg / pal	840 / 843*

Decors



34x66,5  
13,4"x26,2"

Brown	-	TK46R / R17	-
Brick Blue	-	TK53R / R17	-
Stripe Pearl	TK02R / R17	-	-
Paint Cream	-	-	PT20 / M13
Paint Grey	-	-	PT10 / M13

espessura (mm) thickness (mm)	10,3	10 / 9*	7,8
m <sup>2</sup> / caixa sqm / box	1,13	1,13 / 1,36*	1,40
m <sup>2</sup> / pal sqm / pal	45,20	45,20 / 54,40*	64,40
kg / pal kg / pal	881	840 / 843*	1080

\* Produções a partir de 2021 / Productions from 2021

Decors



Decor Tokyo Brown TK46R  
34x66,5 . 13,4"x26,2" / R17

€/m<sup>2</sup>



Tokyo Stripe Pearl TK02R  
34x66,5 . 13,4"x26,2" / R17

€/m<sup>2</sup>




Tokyo Brick Blue TK53R  
34x66,5 . 13,4"x26,2" / R17

€/m<sup>2</sup>



Muro Tokyo Pearl ETK05  
34x65 . 13,4"x25,6" / P59




Muro Tokyo Blue ETK55  
34x65 . 13,4"x25,6" / P59



Paint Cream PT20  
33x33 . 13"x13" / M13



Paint Grey PT10  
33x33 . 13"x13" / M13



Mosaico Paint Cream EPT20  
33x33 . 13"x13" / P29



Mosaico Paint Grey EPT10  
33x33 . 13"x13" / P29



Combinação Cerâmica Recomendada / Recommended Ceramic Tiles Combination



Pearl

Brown



Blue

Pearl

Green


feel good (pág.76) newstreet (pág.34)



Nut

Pearl

feel good (pág.76) newstreet (pág.34)



Milk

Grey







mundi white 34x66,5  
mundi geom colors 34x66,5  
mundi grey 33x33



## mundi

### Informação Técnica / Technical Information

 **Revestimento Pasta Branca**  
White Body Wall Tiles

 **HARDLINE**  
Grés Porcelanato Vidrado  
Glazed Porcelain Tiles

### Acabamento / Finish

**Mate** / Matte


**Pavimento Mate** / Matte Floor

### Aplicação / Application

**Interior**

**Interior**

### Cores / Colors



White



Beige



Grey

### Formatos / Sizes



34x66,5  
13,4"x26,2"

### Pavimento / Floor



33x33  
13"x13"



**mundi**  
Brilho / Glossy



mundi beige 34x66,5  
mundi stripe beige 34x65  
mosaico mundi white 33x33  
feel good caramel 14,5x88,2



**mundi**  
Brilho / Glossy



decor trace 16,2x16,2



mundi white 34x66,5



## Cores / Colors



White



Beige



Grey

## Formatos / Sizes



34x66,5  
13,4"x26,2"

White	MD01R / R16
Beige	MD20R / R16
Grey	MD10R / R16

espessura (mm) thickness (mm)	10 / 9*
----------------------------------	---------

m <sup>2</sup> / caixa sqm / box	1,13 / 1,36*
-------------------------------------	--------------

m <sup>2</sup> / pal sqm / pal	45,20 / 54,40*
-----------------------------------	----------------

kg / pal kg / pal	840 / 843*
----------------------	------------

## Decors



34x66,5  
13,4"x26,2"

Stripe White	MD03R / R17	-
Stripe Beige	MD23R / R17	-
Stripe Grey	MD13R / R17	-
Geom Colors	-	MD75R / R17

espessura (mm) thickness (mm)	10,3	10 / 9*
----------------------------------	------	---------

m <sup>2</sup> / caixa sqm / box	1,13	1,13 / 1,36*
-------------------------------------	------	--------------

m <sup>2</sup> / pal sqm / pal	45,20	45,20 / 54,40*
-----------------------------------	-------	----------------

kg / pal kg / pal	881	840 / 843*
----------------------	-----	------------

## Pavimento / Floor



33x33  
13"x13"

Grey	MD10 / M13
Beige	MD20 / M13
	-
	-

espessura (mm) thickness (mm)	7,8
----------------------------------	-----


m <sup>2</sup> / caixa sqm / box	1,40
-------------------------------------	------

m <sup>2</sup> / pal sqm / pal	64,40
-----------------------------------	-------

kg / pal kg / pal	1080
----------------------	------

\* Produções a partir de 2021 / Productions from 2021

## Decors



Mundi Stripe White MD03R  
34x66,5 . 13,4"x26,2" / R17

€/m<sup>2</sup>




Mundi Geom Colors MD75R  
34x66,5 . 13,4"x26,2" / R17

€/m<sup>2</sup>




Mosaico Mundi White EMD01  
33x33 . 13"x13" / P55



Mundi Stripe Beige MD23R  
34x66,5 . 13,4"x26,2" / R17

€/m<sup>2</sup>




Decor Trace EMD26 \*\*  
16,2x16,2 . 6,4"x6,4" / P19

STOCK OFF



Mosaico Mundi Beige EMD20  
33x33 . 13"x13" / P55



Mosaico Mundi Grey EMD10  
33x33 . 13"x13" / P55

## Pavimento / Floor




Grey



Beige

## Pavimento Recomendado / Recommended Floor

### on-road (pág.24)



Fog




Grey



Beige

### urban (pág.56)



Black



Anthracite




Light Grey



Beige

### lodge (pág.62)



Beige



Brown



Dark Brown

### nordic (pág.68)



Grey



Beige



Caramel



Brown

### feel good (pág.76)



Caviar



Nut




Tea




Caramel

### traffic (pág.282)



Soft Preto



Soft Cinza

\*\* A Dominó recomenda a aplicação aleatória e aconselha a rotação das peças. / Domino recommends random application and advises the rotation of the tiles. As peças decoradas podem sofrer alteração de tonalidade em relação à base respectiva. / Tonality in decorated pieces might differ from the original.






matérica argila 34x66,5  
docks sand 29,4x59



decor cell argila 34x66,5

## matérica

### Informação Técnica / Technical Information

 **Revestimento Pasta Branca**  
White Body Wall Tiles

### Acabamento / Finish

**Mate** / Matte


### Aplicação / Application

**Interior**


### Cores / Colors




Gesso



Cimento



Chumbo



Argila

### Formatos / Sizes



34x66,5  
13,4"x26,2"



**matérica**

Mate / Matte



matérica argilla 34x66,5  
decor cell argilla 34x66,5  
docks sand 29,4x59



# matérica

Mate / Matte

## Cores / Colors



Gesso



Chumbo




Cimento



Wall Gesso



Wall Chumbo



Argila



Brick Gesso\*



Brick Chumbo\*

## Formatos / Sizes



34x66,5  
13,4"x26,2"

Gesso	MT01R / R16
Cimento	MT10R / R16
Chumbo	MT90R / R16
Argila	MT20R / R16
Wall Gesso	MT04R / R17
Wall Chumbo	MT94R / R17
Brick Gesso	MT03R / R17
Brick Chumbo	MT93R / R17
espessura (mm) thickness (mm)	10 / 9**
m <sup>2</sup> / caixa sqm / box	1,13 / 1,36**
m <sup>2</sup> / pal sqm / pal	45,20 / 54,40**
kg / pal kg / pal	840 / 843**

\* A Dominó recomenda a aplicação de junta com a mesma cor do material. / Dominó recommends using a joint grout in the same color as the tile.

\*\* Produções a partir de 2021 / Productions from 2021

## Decors



Decor Cell Cimento MT12R  
34x66,5 . 13,4"x26,2" / R17

€/m<sup>2</sup>




Decor Cell Argila MT22R  
34x66,5 . 13,4"x26,2" / R17

€/m<sup>2</sup>

## Pavimento Recomendado / Recommended Floor


on-road (pág.24)



Fog



Grey




Beige

newstreet (pág.34)



Night



Smoke




Grey



Fog

everstone (pág.48)




Anthracite



Grey

urban (pág.56)



Black



Anthracite



Light Grey

nordic (pág.68)



Grey



Beige



Caramel



Brown

feel good (pág.76)



Milk



Caviar



Nut




Tea



Caramel



Soft Preto



Soft Cinza

traffic (pág.282)






habitat pearl 34x66,5  
habitat square pearl 34x66,5  
feel good milk 25x90



## habitat

**Informação Técnica** / Technical Information

 **Revestimento Pasta Branca**  
White Body Wall Tiles

**Acabamento** / Finish

**Mate** / Matte

**Aplicação** / Application

**Interior**

**Cores** / Colors



Pearl



Beige

**Formatos** / Sizes



34x66,5  
13,4"x26,2"



habitat  
Mate / Matte



habitat beige 34x66,5  
habitat stripe beige 34x66,5



habitat  
Mate / Matte



habitat beige 34x66,5  
habitat stripe beige 34x66,5



habitat square multicolor 34x66,5



# habitat

Mate / Matte

## Cores / Colors



Pearl



Beige

## Formatos / Sizes

## Decors

	34x66,5 13,4"x26,2"	34x66,5 13,4"x26,2"	34x66,5 13,4"x26,2"
Pearl	HB01R / R16	Stripe Beige	HB23R / R17
Beige	HB20R / R16	Stripe Pearl	HB03R / R17
		Square Pearl	HB205R / R17
		Square Beige	HB25R / R17
		Square Multicolor	HB45R / R17
espessura (mm) thickness (mm)	10 / 9*	10,3	10 / 9*
m <sup>2</sup> / caixa sqm / box	1,13 / 1,36*	1,13	1,13 / 1,36*
m <sup>2</sup> / pal sqm / pal	45,20 / 54,40*	45,20	45,20 / 54,40*
kg / pal kg / pal	840 / 843*	881	840 / 843*

\* Produções a partir de 2021 / Productions from 2021

## Decors



Habitat Stripe Beige HB23R  
34x66,5 . 13,4"x26,2" / R17

€/m<sup>2</sup>



Habitat Square Pearl HB05R  
34x66,5 . 13,4"x26,2" / R17

€/m<sup>2</sup>



Habitat Stripe Pearl HB03R  
34x66,5 . 13,4"x26,2" / R17

€/m<sup>2</sup>



Habitat Square Beige HB25R  
34x66,5 . 13,4"x26,2" / R17

€/m<sup>2</sup>



Habitat Square Multicolor HB45R  
34x66,5 . 13,4"x26,2" / R17

€/m<sup>2</sup>

Listelo Uffizi LUF20  
3x33 . 1,2"x13" / P30

STOCK  
OFF



## Pavimento Recomendado / Recommended Floor

lodge (pág.62)



Beige



Brown



Dark Brown

nordic (pág.68)



Grey



Beige



Caramel



Brown

feel good (pág.76)



Milk



Caviar



Nut



Tea



Caramel

As peças decoradas podem sofrer alteração de tonalidade em relação à base respectiva. / Tonality in decorated pieces might differ from the original.





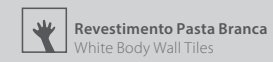
innova light grey 34x66,5



habitat stripe pearl 34x66,5

## innova

### Informação Técnica / Technical Information



Revestimento Pasta Branca  
White Body Wall Tiles

### Acabamento / Finish

Mate / Matte

### Aplicação / Application

Interior


### Cores / Colors



Light Grey



Beige



Pearl

### Formatos / Sizes



34x66,5  
13,4"x26,2"



**innova**  
Mate / Matte



innova light grey 34x66,5  
habitat stripe pearl 34x66,5



# innova

Mate / Matte

## Cores / Colors



Light Grey



Beige



Pearl

## Formatos / Sizes



34x66,5  
13,4"x26,2"

Light Grey	IV10R / R16
Beige	IV20R / R16
Pearl	IV01R / R16
espessura (mm) thickness (mm)	10 / 9*
m <sup>2</sup> / caixa sqm / box	1,13 / 1,36*
m <sup>2</sup> / pal sqm / pal	45,20 / 54,40*
kg / pal kg / pal	840 / 843*

## Decors



34x66,5  
13,4"x26,2"

Stripe Pearl	HB03R / R17	-
Stripe Beige	HB23R / R17	-
Brick Grey	-	IV13R / R17
Brick Beige	-	IV23R / R17
espessura (mm) thickness (mm)	10,3	10 / 9*
m <sup>2</sup> / caixa sqm / box	1,13	1,13 / 1,36*
m <sup>2</sup> / pal sqm / pal	45,20	45,20 / 54,40*
kg / pal kg / pal	881	840 / 843*

\* Produções a partir de 2021 / Productions from 2021

As peças decoradas podem sofrer alteração de tonalidade em relação à base respectiva. / Tonality in decorated pieces might differ from the original.

## Decors




Habitat Stripe Pearl HB03R  
34x66,5 . 13,4"x26,2" / R17

€/m<sup>2</sup>



Innova Brick Grey IV13R  
34x66,5 . 13,4"x26,2" / R17

€/m<sup>2</sup>



Mosaico Innova Light Grey EIV10  
33x33 . 13"x13" / P52



Habitat Stripe Beige HB23R  
34x66,5 . 13,4"x26,2" / R17

€/m<sup>2</sup>



Innova Brick Beige IV23R  
34x66,5 . 13,4"x26,2" / R17

€/m<sup>2</sup>



Mosaico Innova Beige EIV20  
33x33 . 13"x13" / P52



Listelo Uffizi LUF20  
3x33 . 1,2"x13" / P30


STOCK  
OFF



Mosaico Innova Pearl EIV01  
33x33 . 13"x13" / P52

## Pavimento Recomendado / Recommended Floor

on-road (pág.24)



Fog




Grey



Beige


newstreet (pág.34)



Night



Smoke



Grey




Fog

docks (pág.42)



Cloud



Land



Graphite



Sand

everstone (pág.48)



Anthracite




Grey

traffic (pág.282)



Soft Preto



Soft Cinza







halma bege 34x66,5  
halma tabaco 34x66,5  
halma turn tabaco 34x66,5  
nordic beige 20x90

## halma

### Informação Técnica / Technical Information

 **Revestimento Pasta Branca**  
White Body Wall Tiles

 **Pavimento Grés Vidrado Pasta Branca**  
Glazed White Body Floor Tiles

### Acabamento / Finish

**Brilho / Glossy**


**Pavimento Brilho / Glossy Floor**

### Aplicação / Application

**Interior**

**Interior**

### Cores / Colors



Branco



Cinza



Bege



Tabaco

### Formatos / Sizes



34x66,5  
13,4"x26,2"



45x45  
18"x18"


### Pavimento Coordenado / Matching Floor



# halma

Brilho / Glossy

## Cores / Colors



Branco



Bege



Cinza



Tabaco

## Decors



Halma Turn Cinza HM13R  
34x66,5 - 13,4"x26,2" / R17

€/m<sup>2</sup>



Halma Turn Tabaco HM43R  
34x66,5 - 13,4"x26,2" / R17

€/m<sup>2</sup>

## Formatos / Sizes

## Pavimento Coordenado / Matching Floor

## Outros / Others



34x66,5  
13,4"x26,2"



45x45  
18"x18"

### Rodapé / Skirting



7,5x45  
3"x18"

Branco	HM05R / R16	HM05 / M14	RHM05 / P06
Cinza	HM15R / R16	HM15 / M14	RHM15 / P06
Bege	HM25R / R16	HM25 / M14	RHM25 / P06
Tabaco	HM45R / R16	HM45 / M14	RHM45 / P06
espessura (mm) thickness (mm)	10 / 9*	9 / 8*	
m <sup>2</sup> / caixa sqm / box	1,13 / 1,36*	1,00 / 1,62*	
m <sup>2</sup> / pal sqm / pal	45,20 / 54,40*	68,00 / 77,76*	
kg / pal kg / pal	840 / 843*	1340 / 1330*	

## Pavimento Coordenado / Matching Floor



Branco



Cinza



Bege



Tabaco






evolution grey 34x66,5  
 evolution pearl 34x66,5  
 evolution square blue 34x66,5  
 linea cinza 33,3x33,3



## evolution

**Informação Técnica** / Technical Information


**Revestimento Pasta Branca**  
 White Body Wall Tiles


**Acabamento** / Finish

**Brilho** / Glossy

**Aplicação** / Application

**Interior**


**Cores** / Colors




Pearl



Light Grey



Grey



Anthracite

**Formatos** / Sizes



34x66,5  
 13,4"x26,2"



# evolution

Brilho / Glossy



evolution anthracite 34x66,5  
modulo evolution 16,9x16,9





# evolution

Brilho / Glossy

## Cores / Colors




Pearl



Light Grey



Grey



Anthracite

## Formatos / Sizes




34x66,5  
13,4"x26,2"

Pearl	EN01R / R16
Light Grey	EN10R / R16
Grey	EN17R / R16
Anthracite	EN90R / R16
espessura (mm) thickness (mm)	10 / 9*
m <sup>2</sup> / caixa sqm / box	1,13 / 1,36*
m <sup>2</sup> / pal sqm / pal	45,20 / 54,40*
kg / pal kg / pal	840 / 843*

\* Produções a partir de 2021 / Productions from 2021

## Decors



Decor Mosaico Evolution EN12R  
34x66,5 - 13,4"x26,2" / R17

€/m<sup>2</sup>



Decor Evolution Geom Patch EN15R  
34x66,5 - 13,4"x26,2" / R17

€/m<sup>2</sup>



Decor Evolution Square Blue EN55R  
34x66,5 - 13,4"x26,2" / R17


€/m<sup>2</sup>



Módulo Evolution EEN82  
16,9x16,9 - 6,65"x6,65" / P16

## Pavimento Recomendado / Recommended Floor

on-road (pág.24)




Fog

newstreet (pág.34)



Grey



Night



Smoke



Grey



Fog

everstone (pág.48)




Anthracite



Grey

urban (pág.56)



Black



Anthracite



Light Grey

traffic (pág.282)




Soft Preto



Soft Cinza

villeneuve (pág.283)



Dark Grey



Grey






vogue white 34x66,5  
 vogue grey 34x66,5  
 villeneuve dark grey 45x45



## vogue

**Informação Técnica** / Technical Information

 **Revestimento Pasta Branca**  
 White Body Wall Tiles


**Acabamento** / Finish

**Brilho** / Glossy

**Aplicação** / Application

**Interior**

**Cores** / Colors



White



Grey



Cream


**Formatos** / Sizes



34x66,5  
 13,4"x26,2"



## Cores / Colors



White



Grey



Cream

## Formatos / Sizes



34x66,5  
13,4"x26,2"

White	VO01R / R16
Grey	VO10R / R16
Cream	VO20R / R16
espessura (mm) thickness (mm)	10 / 9*
m <sup>2</sup> / caixa sqm / box	1,13 / 1,36*
m <sup>2</sup> / pal sqm / pal	45,20 / 54,40*
kg / pal kg / pal	840 / 843*

\* Produções a partir de 2021 / Productions from 2021

## Decors




Decor Mosaico Vogue VO42R  
34x66,5 - 13,4"x26,2" / R17

€/m<sup>2</sup>

## Pavimento Recomendado / Recommended Floor

### on-road (pág.24)



Fog




Grey



Beige

### urban (pág.34)



Black




Anthracite



Light Grey


### lodge (pág.62)



Beige



Brown



Dark Brown

### nordic (pág.68)



Grey



Beige




Caramel



Brown


### feel good (pág.76)




Milk




Caviar



Nut




Tea




Caramel

### traffic (pág.282)



Soft Preto



Soft Cinza

### villeneuve (pág.283)



Dark Grey



Grey






legend cream 34x66,5  
 decor flecha cream 34x66,5  
 legend créam 45x45



## Legend

### Informação Técnica / Technical Information


**Revestimento Pasta Branca**  
 White Body Wall Tiles


**HARDLINE**  
**Grês Porcelanato Vidrado**  
 Glazed Porcelain Tiles

### Acabamento / Finish

**Mate** / Matte

**Pavimento Mate** / Matte Floor

### Aplicação / Application


**Interior**

**Interior**

### Cores / Colors



Light Grey



Grey



Light Cream



Cream

### Formatos / Sizes



34x66,5  
 13,4"x26,2"



45x45  
 18"x18"

### Pavimento Coordenado / Matching Floor



## Cores / Colors



Light Grey



Grey



Light Cream



Cream

## Decors



Decor Flecha Grey LD11R  
34x66,5 - 13,4"x26,2" / R17

€/m<sup>2</sup>



Decor Flecha Cream LD21R  
34x66,5 - 13,4"x26,2" / R17

€/m<sup>2</sup>

## Formatos / Sizes

## Pavimento Coordenado / Matching Floor




34x66,5  
13,4"x26,2"



45x45  
18"x18"

Light Grey	LD10R / R16	-
Grey	LD17R / R16	LD15 / M14
Light Cream	LD20R / R16	-
Cream	LD27R / R16	LD25 / M14
espessura (mm) thickness (mm)	10 / 9*	9 / 8*
m <sup>2</sup> / caixa sqm / box	1,13 / 1,36*	1,00 / 1,62*
m <sup>2</sup> / pal sqm / pal	45,20 / 54,40*	68,00 / 77,76*
kg / pal kg / pal	840 / 843*	1340 / 1330*

## Pavimento Coordenado / Matching Floor



Grey



Cream






concept white gloss  
concept black gloss  
concept grey gloss  
linea diamond black 33,3x33,3



## concept

**Informação Técnica** / Technical Information

 **Revestimento Pasta Branca**  
White Body Wall Tiles


**Acabamento** / Finish

**Brilho** / Glossy


**Aplicação** / Application

**Interior**

**Cores** / Colors




White Gloss




Grey Gloss



Red Gloss



Black Gloss



White Matte

**Formatos** / Sizes




(20/12,4/7,4)x60  
(7,9/4,9/2,9")x23,6"



# concept

Brilho / Glossy

## Cores / Colors



White Gloss



Grey Gloss

STOCK OFF




Red Gloss

STOCK OFF



Black Gloss

STOCK OFF




White Matte

## Formatos / Sizes



(20/12,4/7,4)x60  
(7,9"/4,9"/2,9")x23,6"

White Gloss	CC06R / R20
Grey Gloss	CC10R / R21
Red Gloss	CC80R / R24
Black Gloss	CC90R / R21
White Matte	CC03R / R20
espessura (mm) thickness (mm)	11
m <sup>2</sup> / caixa sqm / box	0,96
m <sup>2</sup> / pal sqm / pal	40,32
kg / pal kg / pal	783



concept red gloss  
concept white gloss






diamond cashmere 20x60  
decor boutique petroleum 20x60




diamond petroleum 20x60  
decor runaway petroleum 20x60  
diamond grey 20x60  
natura branco brilho 20x60  
linea diamond petroleum 33,3x33,3

## diamond

### Informação Técnica / Technical Information

 **Revestimento Pasta Branca**  
White Body Wall Tiles

 **Pavimento Grés Vidrado Pasta Branca**  
Glazed White Body Floor Tiles

### Acabamento / Finish

**Brilho / Glossy**


**Pavimento Mate / Matte Floor**

### Aplicação / Application


**Interior**

**Interior**

### Cores / Colors



Branco Brilho



Grey



Petroleum



Cherry



Cashmere



Olive



Dark Brown

### Formatos / Sizes



20x60  
7,9"x23,6"



33,3x33,3  
13,1"x13,1"

### Pavimento Coordenado / Matching Floor











sweet tangerine 20x60  
decor candy 2 20x60  
sweet vanilla 33,3x33,3



## sweet

### Informação Técnica / Technical Information

 **Revestimento Pasta Branca**  
White Body Wall Tiles

 **Pavimento Grés Vidrado Pasta Branca**  
Glazed White Body Floor Tiles

### Acabamento / Finish

**Brilho / Glossy**


**Pavimento Brilho / Glossy Floor**

### Aplicação / Application

**Interior**

**Interior**

### Cores / Colors




Chantilly




Vanilla



Tangerine



Pistachio



Blueberry

### Formatos / Sizes



20x60  
7,9"x23,6"



33,3x33,3  
13,1"x13,1"

### Pavimento Coordenado / Matching Floor



## Cores / Colors



Chantilly



Vanilla



Tangerine

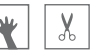


Pistachio



Blueberry

## Decors



Decor Candy 2 ECY61  
20x60 . 7,9"x23,6" / P31



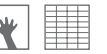
Mosaico Candy 2 ECY02  
20x20 . 7,9"x7,9" / P41



Decor Candy 1 ECY51  
20x60 . 7,9"x23,6" / P31



Mosaico Candy 1 ECY01  
20x20 . 7,9"x7,9" / P41



Mosaic Sweet Pistachio IC61R  
25x36,5 . 9,8"x14,4" / R17



Mosaic Sweet Blueberry IC51R  
25x36,5 . 9,8"x14,4" / R17



Mosaic Sweet Tangerine IC81R  
25x36,5 . 9,8"x14,4" / R17

## Formatos / Sizes



20x60  
7,9"x23,6"




33,3x33,3  
13,1"x13,1"

	20x60 / R15	33,3x33,3 / M11
Chantilly	SW01R / R15	-
Vanilla	SW20R / R15	SW20 / M11
Tangerine	SW80R / R16	SW80 / M12
Pistachio	SW60R / R16	SW60 / M12
Blueberry	SW50R / R16	SW50 / M11
espessura (mm) thickness (mm)	10	8,5
m <sup>2</sup> / caixa sqm / box	0,96	1,44
m <sup>2</sup> / pal sqm / pal	46,08	66,24
kg / pal kg / pal	740	1100

## Pavimento Coordenado / Matching Floor

## Pavimento Coordenado / Matching Floor



Vanilla



Tangerine



Pistachio



Blueberry


As peças decoradas podem sofrer alteração de tonalidade em relação à base respectiva. / Tonality in decorated pieces might differ from the original.






## anya

### Informação Técnica / Technical Information

 **Revestimento Pasta Branca**  
White Body Wall Tiles

 **Pavimento Grés Vidrado Pasta Branca**  
Glazed White Body Floor Tiles

### Acabamento / Finish

**Brilho / Glossy**


**Pavimento Mate / Matte Floor**

### Aplicação / Application

**Interior**

**Interior**


### Cores / Colors




Cream



Beige



Brown



Natura Branco Brilho



Grey

### Formatos / Sizes



20x60  
7,9"x23,6"



33,3x33,3  
13,1"x13,1"

### Pavimento Coordenado / Matching Floor

anya beige 20x60  
decor anya shape beige 20x60  
anya brown 20x60  
flecha anya cream 20x40  
anya beige 33,3x33,3



anya  
Brilho / Glossy




anya cream 20x60  
decor anya flower cream 20x60  
anya cream 33,3x33,3





anya cream 20x60  
decor anya gold cream 20x60  
anya cream 33,3x33,3



Cores / Colors

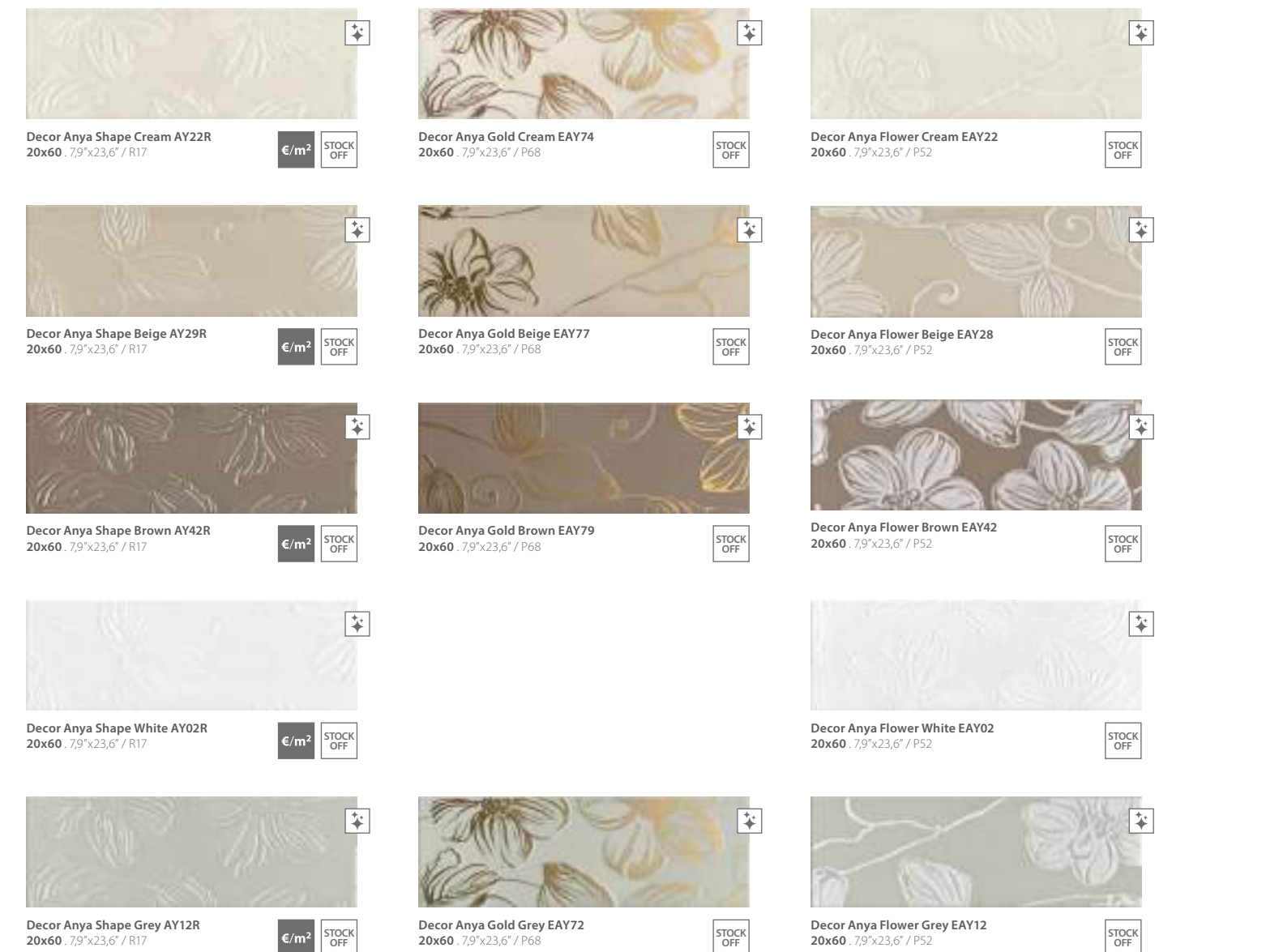


Formatos / Sizes

	 <b>20x60</b> 7,9"x23,6"	 <b>33,3x33,3</b> 13,1"x13,1"
Cream	AY20R / R16	AY20 / M12
Beige	AY27R / R16	AY27 / M12
Brown	AY40R / R16	AY40 / M12
Natura Branco Brilho	NT06R / R15	-
Grey	AY10R / R16	AY10 / M12
espessura (mm) thickness (mm)	10	8,5
m <sup>2</sup> / caixa sqm / box	0,96	1,44
m <sup>2</sup> / pal sqm / pal	46,08	66,24
kg / pal kg / pal	740	1100

Pavimento Coordenado / Matching Floor

Decors



Decors



Pavimento Coordenado / Matching Floor




As peças decoradas podem sofrer alteração de tonalidade em relação à base respectiva. / Tonality in decorated pieces might differ from the original.






sicília branco liso brilho 33,3x50  
viva colors 33,3x50  
linea diamond black 33,3x33,3



## viva / sicília / minimal

**Informação Técnica** / Technical Information

 **Revestimento Pasta Branca**  
White Body Wall Tiles


**Acabamento** / Finish

**Brilho** / Glossy

**Aplicação** / Application

**Interior**

**Cores** / Colors



Viva Blue




Viva Grey




Viva Cream




Viva Colors




Sicília Branco Liso Brilho




Sicília Branco Liso Mate




Sicília Cinza Brilho



Sicília Pergamon



Minimal Branco Brilho Estruturado



Minimal Branco Mate Estruturado

**Formatos** / Sizes



33,3x50  
13,1"x19,7"

**Pavimento Coordenado** / Matching Floor



33,3x33,3  
13,1"x13,1"











decor melody 2 33,3x50  
 emotions morango 33,3x50  
 emotions talco 33,3x50



## emotions

### Informação Técnica / Technical Information

 **Revestimento Pasta Branca**  
 White Body Wall Tiles

 **Pavimento Grés Vidrado Pasta Branca**  
 Glazed White Body Floor Tiles

### Acabamento / Finish

**Brilho / Glossy**


**Pavimento Mate / Matte Floor**

### Aplicação / Application

**Interior**

**Interior**

### Cores / Colors




Cacau



Morango



Sol




Lima




Céu



Água



Marfim



Talco

### Formatos / Sizes



33,3x50  
 13,1"x19,7"

### Pavimento Coordenado / Matching Floor



33,3x33,3  
 13,1"x13,1"



# emotions

Brilho / Glossy

Cores / Colors



Cacau



Morango



Sol




Lima



Céu



Água



Marfim



Talco

Formatos / Sizes



33,3x50  
13,1"x19,7"



33,3x33,3  
13,1"x13,1"

Cacau	ES40R / R12
Morango	ES85R / R18
Sol	ES80R / R14
Lima	ES65R / R14
Céu	ES55R / R12
Água	ES60R / R12
Marfim	ES20R / R12
Talco	ES01R / R12
espessura (mm) thickness (mm)	8,5
m <sup>2</sup> / caixa sqm / box	1,67
m <sup>2</sup> / pal sqm / pal	53,44
kg / pal kg / pal	777

Pavimento Coordenado / Matching Floor

Space Castanho	SP40 / M12
Space Vermelho	SP85 / M17
Space Laranja	SP80 / M17
Space Verde Lima	SP61 / M17
Space Céu	SP55 / M12
Space Verde Água	SP60 / M10
Space Bege	SP20 / M10
	-
	8,5
	1,44
	66,24
	1100

Decors



Decor Flower Cacau EFW40  
33,3x50 . 13,1"x19,7" / P54



Decor Flower Morango EFW85  
33,3x50 . 13,1"x19,7" / P54



Decor Flower Sol EFW80  
33,3x50 . 13,1"x19,7" / P54



Decor Melody 1 EXA04  
33,3x50 . 13,1"x19,7" / P55



Decor Flower Lima EFW65  
33,3x50 . 13,1"x19,7" / P54



Decor Flower Céu EFW55  
33,3x50 . 13,1"x19,7" / P54



Decor Melody 2 EXB04  
33,3x50 . 13,1"x19,7" / P55



Barra Flower Cacau BFW40  
5x50 . 2"x19,7" / P24



Barra Flower Morango BFW85  
5x50 . 2"x19,7" / P24



Barra Flower Sol BFW80  
5x50 . 2"x19,7" / P24



Barra Flower Lima BFW65  
5x50 . 2"x19,7" / P24



Barra Flower Céu BFW55  
5x50 . 2"x19,7" / P24



Barra Flower Água BFW60  
5x50 . 2"x19,7" / P24




Barra Flower Marfim BFW20  
5x50 . 2"x19,7" / P24



Barra Flower Talco BFW01  
5x50 . 2"x19,7" / P24




Pavimento Coordenado / Matching Floor



Space Castanho



Space Vermelho



Space Laranja




Space Verde Lima



Space Céu



Space Verde Água



Space Bege

As peças decoradas podem sofrer alteração de tonalidade em relação à base respectiva. / Tonality in decorated pieces might differ from the original.






linea bege 33,3x50  
decor line 1 caqui 33,3x50  
linea caqui 33,3x33,3




linea bege 33,3x50

## linea

### Informação Técnica / Technical Information

 **Revestimento Pasta Branca**  
White Body Wall Tiles

 **Pavimento Grés Vidrado Pasta Branca**  
Glazed White Body Floor Tiles

### Acabamento / Finish

**Mate** / Matte


**Pavimento Mate** / Matte Floor

### Aplicação / Application

**Interior**

**Interior**

### Cores / Colors




Antracite




Cinza




Branco



Caqui



Craft



Bege

### Formatos / Sizes



33,3x50  
13,1"x19,7"



33,3x33,3  
13,1"x13,1"

### Pavimento Coordenado / Matching Floor



## Cores / Colors



Antracite



Cinza



Branco



Caqui



Craft



Bege

## Formatos / Sizes



33,3x50  
13,1"x19,7"



33,3x33,3  
13,1"x13,1"

Antracite	NE90R / R11	NE90 / M12
Cinza	NE10R / R11	NE10 / M12
Branco	NE01R / R11	NE01 / M12
Caqui	NE60R / R11	NE60 / M12
Craft	NE40R / R11	NE40 / M12
Bege	NE20R / R11	NE20 / M12
espessura (mm) thickness (mm)	8,5	8,5
m <sup>2</sup> / caixa sqm / box	1,67	1,44
m <sup>2</sup> / pal sqm / pal	53,44	66,24
kg / pal kg / pal	777	1100

## Pavimento Coordenado / Matching Floor

## Decors



Decora Linea 1 Antracite ENE91  
33,3x50 . 13,1"x19,7" / P56



Decora Linea 1 Branco ENE01  
33,3x50 . 13,1"x19,7" / P56



Decora Linea 1 Caqui ENE61  
33,3x50 . 13,1"x19,7" / P56



Decora Linea 1 Bege ENE21  
33,3x50 . 13,1"x19,7" / P56




Barra Linea Azuis BNE50  
5x50 . 2"x19,7" / P28



Barra Linea Vermelhos BNE80  
5x50 . 2"x19,7" / P28

## Pavimento Coordenado / Matching Floor



Antracite



Cinza



Branco



Caqui



Craft



Bege

As peças decoradas podem sofrer alteração de tonalidade em relação à base respectiva. / Tonality in decorated pieces might differ from the original.







mosaico ilustre cream 33,3x33,3  
 ilustre cream 33,3x50  
 barra rosemary 1 cream 6,5x50  
 ilustre cream 33,3x33,3



## ilustre

### Informação Técnica / Technical Information

 **Revestimento Pasta Branca**  
 White Body Wall Tiles

 **Pavimento Grés Vidrado Pasta Branca**  
 Glazed White Body Floor Tiles

### Acabamento / Finish

**Brilho / Glossy**


**Pavimento Brilho / Glossy Floor**

### Aplicação / Application

**Interior**

**Interior**

### Cores / Colors



Grey



Cream

### Formatos / Sizes



**33,3x50**  
 13,1"x19,7"



**33,3x33,3**  
 13,1"x13,1"

### Pavimento Coordenado / Matching Floor



**ilustre**

Brilho / Glossy



ilustre cream 33,3x50  
barra rosemary 1 cream 6,5x50  
ilustre cream 33,3x33,3




decor rosemary cream 33,3x50



## Cores / Colors



Grey




Cream

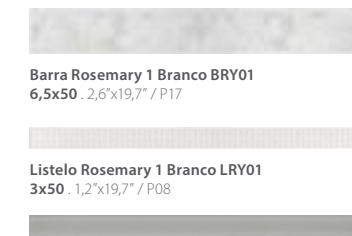
## Decors



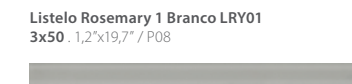
Decor Rosemary 2 Branco ERY12  
33,3x50 . 13,1"x19,7" / P48



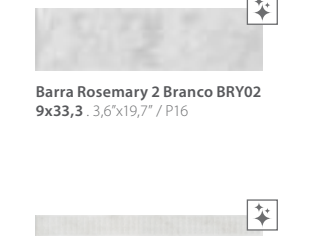
Decor Rosemary 4 Branco ERY14  
33,3x50 . 13,1"x19,7" / P44



Barra Rosemary 1 Branco BRY01  
6,5x50 . 2,6"x19,7" / P17



Listelo Rosemary 1 Branco LRY01  
3x50 . 1,2"x19,7" / P08




Barra Rosemary 2 Branco BRY02  
9x33,3 . 3,6"x19,7" / P16



Listelo Rosemary 2 Branco LRY02  
3x33,3 . 1,2"x19,7" / P06



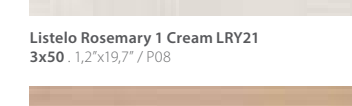
Decor Rosemary 2 Cream ERY22  
33,3x50 . 13,1"x19,7" / P48



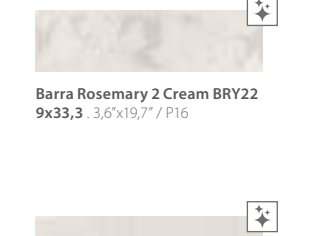
Decor Rosemary 4 Cream ERY24  
33,3x50 . 13,1"x19,7" / P44



Barra Rosemary 1 Cream BRY21  
6,5x50 . 2,6"x19,7" / P17



Listelo Rosemary 1 Cream LRY21  
3x50 . 1,2"x19,7" / P08



Barra Rosemary 2 Cream BRY22  
9x33,3 . 3,6"x19,7" / P16



Listelo Rosemary 2 Cream LRY22  
3x33,3 . 1,2"x19,7" / P06

Barra Vidro Cinza BVD10  
3x50 . 1,2"x19,7" / P32

Barra Vidro Craft BVD40  
3x50 . 1,2"x19,7" / P32



Mosaico Ilustre Grey EIU10  
33,3x33,3 . 13,1"x13,1" / P30



Mosaico Ilustre Cream EIU20  
33,3x33,3 . 13,1"x13,1" / P30

## Formatos / Sizes



33,3x50  
13,1"x19,7"

Grey	IU10R / R13
Cream	IU20R / R13
	-
	-
espessura (mm) thickness (mm)	8,5
m <sup>2</sup> / caixa sqm / box	1,67
m <sup>2</sup> / pal sqm / pal	53,44
kg / pal kg / pal	777


## Pavimento Coordenado / Matching Floor




33,3x33,3  
13,1"x13,1"

Grey	IU10 / M12
Cream	IU20 / M12
Linea Cinza	NE10 / M12
Linea Craft	NE40 / M12
	8,5
	1,44
	66,24
	1100

## Pavimento Coordenado / Matching Floor



Grey



Cream



Linea Cinza



Linea Craft



# salerno

Mate / Matte

## Cores / Colors




Antracite


STOCK OFF



Branco Mate Estruturado



Branco Liso



Branco Mate Liso



Branco Relevô

## Decors



Decor Smoke ESK01  
25x36,5 - 9,8"x14,4"  
(SL01R) / P24

STOCK OFF



Decor Salerno 1 E00A1  
25x36,5 - 9,8"x14,4"  
(SL06R) / P33

STOCK OFF



Decor Salerno 2 E00A2  
25x36,5 - 9,8"x14,4"  
(SL06R) / P33

STOCK OFF



Decor Light E00D1  
25x36,5 - 9,8"x14,4"  
(SL06R) / P26

STOCK OFF



Barra Smoke BSK90  
5x25 - 2"x9,8" / P11

STOCK OFF



Barra Salerno 1 B00A1  
3,5x25 - 1,4"x9,8" / P42

STOCK OFF



Barra Salerno 2 B00A2  
3,5x25 - 1,4"x9,8" / P42

STOCK OFF



Barra Ninfa BNF01  
6x25 - 2,3"x9,8" / P11

STOCK OFF



Meia Cana Platina Lisa Brilho M2PT1  
2x25 - 0,8"x9,8" / P11

STOCK OFF



Listelo Smoke LSK90  
3x25 - 1,2"x9,8" / P12

STOCK OFF



Barra Salerno Bege BSL20  
5x25 - 2"x9,8" / P11

STOCK OFF



Barra Salerno Azul BSL50  
5x25 - 2"x9,8" / P11

STOCK OFF



Barra Salerno Cinza BSL10  
5x25 - 2"x9,8" / P11

STOCK OFF



Meia Cana Platina Ondulada Brilho M2PT2  
2x25 - 0,8"x9,8" / P11

STOCK OFF



Listelo Salerno Bege LSL20  
2x25 - 0,8"x9,8" / P07

STOCK OFF



Listelo Salerno Azul LSL50  
2x25 - 0,8"x9,8" / P07

STOCK OFF



Listelo Salerno Cinza LSL10  
2x25 - 0,8"x9,8" / P07

STOCK OFF

## Formatos / Sizes



25x36,5  
9,8"x14,4"



20x40  
7,9"x15,7"

Antracite	SL91R / R08	Branco Mate	SL03R / R06
Branco Mate Estruturado	SL01R / R06	Branco Brilho	SL07R / R06
Branco Liso	SL06R / R01		-
Branco Mate Liso	SL02R / R06		-
Branco Relevô	SL05R / R03		-
espessura (mm) thickness (mm)	8		8
m <sup>2</sup> / caixa sqm / box	1,00		0,88
m <sup>2</sup> / pal sqm / pal	72,00		63,36
kg / pal kg / pal	980		840




salerno smoke 25,36,5  
listelo smoke 3x25



# mosaic

Brilho / Glossy

## Cores / Colors



Diamond Brown




Diamond Blue



Biza Azul



Sweet Pistachio




Sweet Tangerine



Sweet Blueberry

## Pavimento Coordenado / Matching Floor



Linea Diamond Dark Brown




Linea Diamond Olive



Linea Diamond Petroleum




Space Céu



Sweet Pistachio



Sweet Tangerine



Sweet Blueberry

## Formatos / Sizes

## Pavimento Coordenado / Matching Floor




25x36,5  
9,8"x14,4"



33,3x33,3  
13,1"x13,1"

Diamond Brown	IC42R / R17
Diamond Blue	IC52R / R17
Biza Azul	IC50R / R17
Sweet Pistachio	IC61R / R17
Sweet Tangerine	IC81R / R17
Sweet Blueberry	IC51R / R17
espessura (mm) thickness (mm)	8,8
m <sup>2</sup> / caixa sqm / box	1,00
m <sup>2</sup> / pal sqm / pal	66,00
kg / pal kg / pal	960

Linea Diamond Dark Brown	NE42 / M11
Linea Diamond Olive	NE62 / M11
Linea Diamond Petroleum	NE52 / M11
Space Céu	SP55 / M12
Sweet Pistachio	SW60 / M12
Sweet Tangerine	SW80 / M12
Sweet Blueberry	SW50 / M11
espessura (mm) thickness (mm)	8,5
m <sup>2</sup> / caixa sqm / box	1,44
m <sup>2</sup> / pal sqm / pal	66,24
kg / pal kg / pal	1100



mosaic biza azul 25x36,5



---

**construcer**

ADVANCED CERAMICS

---



# traffic

Mate / Matte

Cores / Colors



**Traffic Soft Preto RF91**  
30x60 . 11,8"x23,6" / C01



**Traffic Soft Cinza RF11**  
30x60 . 11,8"x23,6" / C01



**Traffic Soft Preto URF95**  
45x45 . 18"x18" / C01



**Traffic Soft Cinza URF15**  
45x45 . 18"x18" / C01




**Rodapé Traffic Soft Preto RRF95**  
7,5x45 . 3"x18" / E10



**Rodapé Traffic Soft Cinza RRF15**  
7,5x45 . 3"x18" / E10

Decors



**Decor Traffic 1 ERF11**  
29,4x29,4 . 11,6"x11,6" / E42



**Decor Traffic 2 ERF22**  
29,4x29,4 . 11,6"x11,6" / E42



Formatos / Sizes



**30x60**  
11,8"x23,6"



**45x45**  
18"x18"


<b>espessura (mm)</b> thickness (mm)	9,3 / 8,5*	9 / 8*
<b>m<sup>2</sup> / caixa</b> sqm / box	1,26 / 1,44*	1,00 / 1,62*
<b>m<sup>2</sup> / pal</b> sqm / pal	50,40 / 57,60*	68,00 / 77,76*
<b>kg / pal</b> kg / pal	1020 / 1077*	1340 / 1330*

\* Produções a partir de 2021 / Productions from 2021

# villeneuve

Brilho / Glossy

Cores / Colors



**Villeneuve White VU05**  
45x45 . 18"x18" / M14



**Rodapé Villeneuve White RVU05**  
7,5x45 . 3"x18" / P06



**Villeneuve Grey VU15**  
45x45 . 18"x18" / M14



**Rodapé Villeneuve Grey RVU15**  
7,5x45 . 3"x18" / P06



**Villeneuve Dark Grey VU17**  
45x45 . 18"x18" / M14



**Rodapé Villeneuve Dark Grey RVU17**  
7,5x45 . 3"x18" / P06

Formatos / Sizes



**45x45**  
18"x18"

<b>espessura (mm)</b> thickness (mm)	9 / 8*
<b>m<sup>2</sup> / caixa</b> sqm / box	1,00 / 1,62*
<b>m<sup>2</sup> / pal</b> sqm / pal	68,00 / 77,76*
<b>kg / pal</b> kg / pal	1340 / 1330*

\* Produções a partir de 2021 / Productions from 2021



# SO

Mate / Matte

Cores / Colors



**So Grey SO19**  
60x60 . 23,6"x23,6" / M17



**Rodapé So Grey RSO19**  
8x60 . 3,1"x23,6" / P13



**So Beige SO29**  
60x60 . 23,6"x23,6" / M17



**Rodapé So Beige RSO29**  
8x60 . 3,1"x23,6" / P13

Formatos / Sizes



**60x60**  
23,6"x23,6"

espessura (mm) thickness (mm)	10 / 9*
m <sup>2</sup> / caixa sqm / box	1,08
m <sup>2</sup> / pal sqm / pal	34,56
kg / pal kg / pal	760 / 682*

\* Produções a partir de 2021 / Productions from 2021

# jamaica

Mate / Matte

Cores / Colors



**Jamaica Preto JI90**  
33x33 . 13"x13" / M12



**Rodapé Jamaica Preto R3JI90**  
7,5x33 . 3"x13" / P03



**Jamaica Cinza JI10**  
33x33 . 13"x13" / M12




**Rodapé Jamaica Cinza R3JI10**  
7,5x33 . 3"x13" / P03



**Jamaica Golden JI70**  
33x33 . 13"x13" / M12



**Rodapé Jamaica Golden R3JI70**  
7,5x33 . 3"x13" / P03



**Jamaica Bege JI20**  
33x33 . 13"x13" / M12




**Rodapé Jamaica Bege R3JI20**  
7,5x33 . 3"x13" / P03

Decors



**Decor Jamaica Preto EJ190**  
33x33 . 13"x13" / P27



**Decor Jamaica Cinza EJ110**  
33x33 . 13"x13" / P27



**Decor Jamaica Bege/Golden EJ122**  
33x33 . 13"x13" / P31

Formatos / Sizes



**33x33**  
13"x13"

espessura (mm) thickness (mm)	7,8
m <sup>2</sup> / caixa sqm / box	1,40
m <sup>2</sup> / pal sqm / pal	64,40
kg / pal kg / pal	1080



# castilha / miramar

Mate / Matte

Cores / Colors



**Castilha Rosso CT44**  
45x45 . 18"x18" / M12



**Miramar Cotto RA84**  
45x45 . 18"x18" / M12



**Miramar Creme RA24**  
45x45 . 18"x18" / M12

Formatos / Sizes



**45x45**  
18"x18"

<b>espessura (mm)</b> thickness (mm)	9 / 9*
<b>m<sup>2</sup> / caixa</b> sqm / box	1,00 / 1,42*
<b>m<sup>2</sup> / pal</b> sqm / pal	68,00 / 68,16*
<b>kg / pal</b> kg / pal	1340 / 1335*

\* Produções a partir de 2021 / Productions from 2021

# jerez / vidago / out / pedras salgadas

Mate / Matte

Cores / Colors



**Jerez Castanho JZ43**  
33x33 . 13"x13" / M10



**Jerez Cinza JZ13**  
33x33 . 13"x13" / M10



**Jerez Bege JZ23**  
33x33 . 13"x13" / M10



**Vidago Cinza VG10**  
33x33 . 13"x13" / M10



**Vidago Bege VG20**  
33x33 . 13"x13" / M10



**Out Cinza OT10**  
33x33 . 13"x13" / M10



**Out Preto OT90**  
33x33 . 13"x13" / M10



**Out Bege OT20**  
33x33 . 13"x13" / M10



**Out Craft OT40**  
33x33 . 13"x13" / M10



**Pedras Salgadas Cinza PG10**  
33x33 . 13"x13" / M12



**Pedras Salgadas Bege PG20**  
33x33 . 13"x13" / M12

Formatos / Sizes



**33x33**  
13"x13"

<b>espessura (mm)</b> thickness (mm)	7,8	8,5
<b>m<sup>2</sup> / caixa</b> sqm / box	1,40	1,40
<b>m<sup>2</sup> / pal</b> sqm / pal	64,40	64,40
<b>kg / pal</b> kg / pal	1080	1100



# alvito

Mate / Matte

## Cores / Colors



**Alvito Ocre AI43**  
33,3x33,3 . 13,1"x13,1" / M07



**Alvito Natura AI23**  
33,3x33,3 . 13,1"x13,1" / M07



**Rodapé Alvito Ocre R3AI43**  
7,5x33,3 . 3"x13,1" / P03



**Rodapé Alvito Natura R3AI23**  
7,5x33,3 . 3"x13,1" / P03

## Decors



**Barra Alvito Ocre BAI43**  
16,5x33,3 . 6,5"x13,1" / P14



**Barra Alvito Natura BAI23**  
16,5x33,3 . 6,5"x13,1" / P14

## Formatos / Sizes



33,3x33,3  
13,1"x13,1"

<b>espessura (mm)</b> thickness (mm)	7,8
<b>m<sup>2</sup> / caixa</b> sqm / box	1,55
<b>m<sup>2</sup> / pal</b> sqm / pal	71,30
<b>kg / pal</b> kg / pal	1080

# terra

Mate / Matte

## Cores / Colors



**Terra Castanho TA44**  
33,3x33,3 . 13,1"x13,1" / M08



**Terra Laranja TA74**  
33,3x33,3 . 13,1"x13,1" / M08



**Terra Bege TA24**  
33,3x33,3 . 13,1"x13,1" / M08




**Rodapé Terra Castanho R3TA44**  
7,5x33,3 . 3"x13,1" / P03




**Rodapé Terra Laranja R3TA74**  
7,5x33,3 . 3"x13,1" / P03



**Rodapé Terra Bege R3TA24**  
7,5x33,3 . 3"x13,1" / P03



**Degrau Terra Castanho D3TA44**  
33,3x33,3 . 13,1"x 13,1" / P15



**Degrau Terra Laranja D3TA74**  
33,3x33,3 . 13,1"x13,1" / P15



**Degrau Terra Bege D3TA24**  
33,3x33,3 . 13,1"x13,1" / P15

## Decors



**Barra Alegria B3AG**  
16,5x33,3 . 6,5"x13,1" / P17

STOCK OFF



**Flecha Terra 1 F8TA1**  
15,5x30 . 6,1"x11,8" / P15



**Ângulo Terra 1 A7TA1**  
15,5x15,5 . 6,1"x6,1" / P15

## Formatos / Sizes



33,3x33,3  
13,1"x13,1"

<b>espessura (mm)</b> thickness (mm)	7,8
<b>m<sup>2</sup> / caixa</b> sqm / box	1,55
<b>m<sup>2</sup> / pal</b> sqm / pal	71,30
<b>kg / pal</b> kg / pal	1080



# cádiz

Brilho / Glossy

## Cores / Colors




Cádiz Marfil CZ21  
45x45 . 18"x18" / M10



Cádiz Bege CZ24  
45x45 . 18"x18" / M10



Cádiz Castanho CZ44  
45x45 . 18"x18" / M10



Cádiz Rosso CZ84  
45x45 . 18"x18" / M10



Rodapé Cádiz Marfil RGCZ21  
7,5x45c . 3"x18" / P06



Rodapé Cádiz Bege RGCZ24  
7,5x45 . 3"x18" / P06



Rodapé Cádiz Castanho RGCZ44  
7,5x45 . 3"x18" / P06



Rodapé Cádiz Rosso RGCZ84  
7,5x45 . 3"x18" / P06

## Formatos / Sizes



45x45  
18"x18"

espessura (mm) thickness (mm)	9 / 8*
m <sup>2</sup> / caixa sqm / box	1,00 / 1,62*
m <sup>2</sup> / pal sqm / pal	68,00 / 77,76*
kg / pal kg / pal	1340 / 1330*

\* Produções a partir de 2021 / Productions from 2021

# organic

Brilho / Glossy


## Cores / Colors



Organic White RN01R  
33,3x50 . 13,1"x19,7" / R09



Organic Beige RN20R  
33,3x50 . 13,1"x19,7" / R09



Organic Craft RN40R  
33,3x50 . 13,1"x19,7" / R09




Organic Grey RN10R  
33,3x50 . 13,1"x19,7" / R09

## Decors



Decor Organic White ERN01  
33,3x50 . 13,1"x19,7" / P33



Decor Organic Beige ERN20  
33,3x50 . 13,1"x19,7" / P33



Barra Organic White BRN01  
6,5x50 . 2,5"x19,7" / P14



Barra Organic Beige BRN20  
6,5x50 . 2,6"x19,7" / P14



Barra Organic Craft BRN40  
6,5x50 . 2,6"x19,7" / P14



Barra Organic Grey BRN10  
6,5x50 . 2,5"x19,7" / P14



Barra Vidro Craft BVD40  
3x50 . 1,2"x19,7" / P32



Barra Vidro Cinza BVD10  
3x50 . 1,2"x19,7" / P32

## Pavimento Coordenado / Matching Floor



Linea Branco NE01  
33,3x33,3 . 13,1"x13,1" / M12



Linea Bege NE20  
33,3x33,3 . 13,1"x13,1" / M12



Linea Castanho Tropicália NE41  
33,3x33,3 . 13,1"x13,1" / M12



Linea Cinza NE10  
33,3x33,3 . 13,1"x13,1" / M12

## Formatos / Sizes



33,3x50  
13,1"x19,7"

espessura (mm) thickness (mm)	8,5
m <sup>2</sup> / caixa sqm / box	1,67
m <sup>2</sup> / pal sqm / pal	53,44
kg / pal kg / pal	777

## Pavimento Coordenado / Matching Floor



33,3x33,3  
13,1"x13,1"

espessura (mm) thickness (mm)	8,5
m <sup>2</sup> / caixa sqm / box	1,44
m <sup>2</sup> / pal sqm / pal	66,24
kg / pal kg / pal	1100




# pisanino

Brilho / Glossy

## Cores / Colors




Pisanino Preto PN91R  
33,3x50 . 13,1"x19,7" / R11



Pisanino Branco PN01R  
33,3x50 . 13,1"x19,7" / R10




Pisanino Preto PN95R  
25x36,5 . 9,8"x14,4" / R08



Pisanino Branco PN05R  
25x36,5 . 9,8"x14,4" / R07

## Decors



Barra Pireu Preto BPU90  
10x33,3 . 3,9"x13,1" / P15



Barra Pisanino BPN01  
8x33,3 . 3,1"x13,1" / P16



Listelo Athens LHE01  
5x25 . 2"x9,8" / P09

## Pavimento Coordenado / Matching Floor



Pisanino Preto PN91  
33,3x33,3 . 13,1"x13,1" / M08



Pisanino Branco PN01  
33,3x33,3 . 13,1"x13,1" / M07

## Formatos / Sizes

## Pavimento Coordenado / Matching Floor

	33,3x50 13,1"x19,7"	25x36,5 9,8"x14,4"	33,3x33,3 13,1"x13,1"
espessura (mm) thickness (mm)	8,5	8	8,5
m <sup>2</sup> / caixa sqm / box	1,67	1,00	1,44
m <sup>2</sup> / pal sqm / pal	53,44	72,00	66,24
kg / pal kg / pal	777	980	1100

# maiorca

Brilho / Glossy

## Cores / Colors



Maiorca Bege CA20R  
33,3x50 . 13,1"x19,7" / R12



Maiorca Dourado CA70R  
33,3x50 . 13,1"x19,7" / R12



Maiorca Azul Claro CA50R  
33,3x50 . 13,1"x19,7" / R12




Maiorca Azul Escuro CA58R  
33,3x50 . 13,1"x19,7" / R12

## Decors



Listelo Maio Beje LMO20  
6x33,3 . 2,4"x13,1" / P17



Listelo Maio Azul LMO50  
6x33,3 . 2,4"x13,1" / P17


## Pavimento Coordenado / Matching Floor



Maiorca Bege CA20  
33,3x33,3 . 13,1"x13,1" / M07



Maiorca Dourado CA70  
33,3x33,3 . 13,1"x13,1" / M07



Maiorca Azul Claro CA50  
33,3x33,3 . 13,1"x13,1" / M07



Maiorca Azul Escuro CA58  
33,3x33,3 . 13,1"x13,1" / M07

## Formatos / Sizes

## Pavimento Coordenado / Matching Floor

	33,3x50 13,1"x19,7"	33,3x33,3 13,1"x13,1"
espessura (mm) thickness (mm)	8,5	8,5
m <sup>2</sup> / caixa sqm / box	1,67	1,44
m <sup>2</sup> / pal sqm / pal	53,44	66,24
kg / pal kg / pal	777	1100




# hard rock

Brilho / Glossy

Cores / Colors



Hard Rock Branco HA01R  
25x36,5 . 9,8"x14,4" / R06



Hard Rock Cinza Claro HA10R  
25x36,5 . 9,8"x14,4" / R06



Hard Rock Bege HA20R  
25x36,5 . 9,8"x14,4" / R06



Hard Rock Castanho HA40R  
25x36,5 . 9,8"x14,4" / R06

Decors



Barra Hard Rock Branco 1 BHA01  
3,5x25 . 1,4"x9,8" / P08



Barra Hard Rock Preto 1 BHA91  
3,5x25 . 1,4"x9,8" / P08




Barra Hard Rock Castanho 1 BHA41  
3,5x25 . 1,4"x9,8" / P08


Pavimento Coordenado / Matching Floor




Hard Rock Cinza Claro HA10  
33x33 . 13"x13" / M11



Hard Rock Cinza Escuro HA13  
33x33 . 13"x13" / M11



Hard Rock Bege HA20  
33x33 . 13"x13" / M11



Hard Rock Castanho HA40  
33x33 . 13"x13" / M11

Formatos / Sizes

Pavimento Coordenado / Matching Floor



25x36,5  
9,8"x14,4"



33x33  
13"x13"

espessura (mm) thickness (mm)	8
m <sup>2</sup> / caixa sqm / box	1,00
m <sup>2</sup> / pal sqm / pal	72,00
kg / pal kg / pal	980

espessura (mm) thickness (mm)	7,8
m <sup>2</sup> / caixa sqm / box	1,40
m <sup>2</sup> / pal sqm / pal	64,40
kg / pal kg / pal	1080


# alba

Brilho / Glossy

Cores / Colors



Alba Bege LB22R  
25x36,5 . 9,8"x14,4" / R06



Alba Cinza LB12R  
25x36,5 . 9,8"x14,4" / R06

Decors



Barra Alba Bege BLB22  
8x25 . 3,1"x9,8" / P11



Barra Alba Cinza BLB12  
8x25 . 3,1"x9,8" / P11




Listelo Alba Bege LLB22  
4x25 . 1,6"x9,8" / P07




Listelo Alba Cinza LLB12  
4x25 . 1,6"x9,8" / P07

Pavimento Coordenado / Matching Floor



Alba Bege LB22  
33,3x33,3 . 13,1"x13,1" / M09



Alba Cinza LB12  
33,3x33,3 . 13,1"x13,1" / M09

Formatos / Sizes

Pavimento Coordenado / Matching Floor



25x36,5  
9,8"x14,4"



33,3x33,3  
13,1"x13,1"

espessura (mm) thickness (mm)	8
m <sup>2</sup> / caixa sqm / box	1,00
m <sup>2</sup> / pal sqm / pal	72,00
kg / pal kg / pal	980

espessura (mm) thickness (mm)	8
m <sup>2</sup> / caixa sqm / box	1,55
m <sup>2</sup> / pal sqm / pal	71,30
kg / pal kg / pal	1120







## Packing List Prestige

formato formato size format (cm)	espessura epaisseur thickness höhe (mm)	peça / caixa pieza / caja pièce / carton pieces / box stück / box	peças / m² pieza / m² pièces / m² pieces / sqm stück / m²	m² / caixa m² / caja m² / carton sqm / box m² / box	caixas / pal caja / pal carton / pal box / pal box / pal	m² / paleta m² / pal m² / pal sqm / pal m² / pal	kg / caixa kg / caja kg / carton kg / box kg / box	kg / pal
59x118,2	11	2	1,43	1,39	28	38,92	36,34	1040
19x118,2	11	4	4,45	0,90	48	43,20	23,60	1155
88,6x88,6	10,8	2	1,30	1,57	20	31,40	40,50	822
44,2x88,6	10,8	3	2,55	1,17	27	31,59	28,66	799
59x59	10 9*	3 3	2,87 2,87	1,04 1,04	32 32	33,28 33,28	22,94 19,76	750 657
29,4x59	10 9*	7 8	5,80 5,80	1,21 1,39	32 32	38,72 44,48	29,19 30,02	960 986
29,4x29,4	10 9*	13 14	11,57 11,57	1,12 1,21	38 38	42,56 45,98	24,52 22,92	960 896
14,6x14,6	10 9*	30 32	46,91 46,91	0,64 0,68	51 51	32,64 34,68	13,86 12,97	735 687
9,7x9,7	9 8*	60 66	106,28 106,28	0,56 0,62	112 112	62,72 69,44	11,29 11,04	1290 1261
60x60	10 9*	3 3	2,80 2,80	1,08 1,08	32 32	34,56 34,56	23,25 20,52	760 682
30x60	9,3 8,5*	7 8	5,60 5,60	1,26 1,44	40 40	50,40 57,60	25,10 26,30	1020 1077
45x45	9 8*	5 8	5,00 5,00	1,00 1,62	68 48	68,00 77,76	19,47 27,20	1340 1330

\* Produções a partir de 2021 / Productions from 2021

## Packing List Pavimento / Sols / Floor Tiles / Bodenfliesen

formato formato size format (cm)	espessura epaisseur thickness höhe (mm)	peça / caixa pieza / caja pièce / carton pieces / box stück / box	peças / m² pieza / m² pièces / m² pieces / sqm stück / m²	m² / caixa m² / caja m² / carton sqm / box m² / box	caixas / pal caja / pal carton / pal box / pal box / pal	m² / paleta m² / pal m² / pal sqm / pal m² / pal	kg / caixa kg / caja kg / carton kg / box kg / box	kg / pal
45x45	9 8*	5 8	5,00 5,00	1,00 1,62	68 48	68,00 77,76	19,47 27,20	1340 1330
33,3x33,3	7,8 8 8,5	14 14 13	9,00 9,00 9,00	1,55 1,55 1,44	46 46 46	71,30 71,30 66,24	23,13 24,02 23,58	1080 1120 1100
44x44	9 8*	5 6	5,16 5,16	0,97 1,16	66 66	64,02 76,56	18,71 19,87	1260 1336
14,5x88,2	10,5	8	7,82	1,02	52	53,04	23,55	1240
25x90	10	5	4,44	1,13	40	45,20	25,13	1020
20x90	9,5	6	5,55	1,08	54	58,32	22,00	1213
60x60	10 9*	3 3	2,80 2,80	1,08 1,08	32 32	34,56 34,56	23,25 20,52	760 682
45x45	9 8* 9***	5 8 7	5,00 5,00 5,00	1,00 1,62 1,42	68 48 48	68,00 77,76 68,16	19,47 27,20 27,30	1340 1330 1335
30x60	9,3 8,5*	7 8	5,60 5,60	1,26 1,44	40 40	50,40 57,60	25,10 26,30	1020 1077
15x60	9,3	12	11,11	1,08	40	43,20	21,48	877
33x33	7,8 8,5 9**	13 13 13	9,20 9,20 9,20	1,40 1,40 1,40	46 46 46	64,40 64,40 64,40	23,13 23,52 24,39	1080 1100 1140
16,5x33	7,8 9**	12 22	18,00 18,00	0,66 1,20	72 36	47,52 43,20	11,76 20,05	865 740
16,5x16,5	7,8 9**	24 24	36,00 36,00	0,66 0,66	72 72	47,52 47,52	10,72 12,11	790 890

\* Produções a partir de 2021 / Productions from 2021 \*\* Santa Fé \*\*\* Castilha, Miramar

## Packing List

Peças Especiais / Piezas Cerámicas Especiales / Pièces Speciales / Special Pieces / Spezialteile  
Pavimento / Sols / Floor Tiles / Bodenfliesen

## Decors / Decoración / Décors / Deco / Dekorierete Fliesen

formato formato size format (cm)	peça / caixa pieza / caja pièce / carton pieces / box stück / box	formato formato size format (cm)	peça / caixa pieza / caja pièce / carton pieces / box stück / box
29,4x29,4	5	29,4x59	4
33x33	5 6* Absolute - 5*	32,6x59	5
30x30	5 6* Titan - 5*	32,6x60	5

Os decors em rede são produzidos a partir das bases com menor espessura / Mesh decors are produced from bases with less thickness

\* Produções a partir de Março 2020 / Productions from March 2020

## Barras / Frises / Border Tiles / Bordüren

formato formato size format (cm)	peça / caixa pieza / caja pièce / carton pieces / box stück / box
16,5x33	12
16,5x33,3	12
2,5x59	4
4x59	10
5x59	10

## Rodapés / Rodapié / Plinthes / Ceramic Skirting / Fussleisten

formato formato size format (cm)	peça / caixa pieza / caja pièce / carton pieces / box stück / box
7,5x33	24
7,5x33,3	24
7,5x44	18 Feel Good e Old Village - 16
7,5x45	18
8x59	4 5**
8x60	4 5**
8x88,6	10

\*\* Produções a partir de Novembro 2019 / Productions from November 2019

## Tacos / Lames / Parquet Block / Parkettboden

formato formato size format (cm)	peça / caixa pieza / caja pièce / carton pieces / box stück / box
16,5x16,5	24

## Degraus / Escalones / Marches / Steps / Stufen

formato formato size format (cm)	peça / caixa pieza / caja pièce / carton pieces / box stück / box
33x33	5
33,3x33,3	14
44x44	5 6*
45x45	5 8*
29,4x59	7 8* Newstreet - 2
30x60	7 8*

\* Produções a partir de 2021 / Productions from 2021

## Flechas / Firenzes / Flèches / Arrow Border Tile / Endlosbordüren

formato formato size format (cm)	peça / caixa pieza / caja pièce / carton pieces / box stück / box
12,5x33	10
15,5x33	10

## Ângulos / Ángulos / Angles / Winkel

formato formato size format (cm)	peça / caixa pieza / caja pièce / carton pieces / box stück / box
12,5x12,5	22
15,5x15,5	10

As quantidades apresentadas para as peças especiais (decorações, rodapés e barras) podem variar de acordo com as necessidades da encomenda.

Las cantidades presentadas para las piezas especiales (decoraciones, rodapiés, barras) pueden cambiar según las especificaciones del pedido.

Les quantités présentées pour les pièces spéciales (décorations, plinthes et frises) peuvent varier selon les nécessités de la commande.

The amounts presented for special pieces (decoration, skirting and border tiles) can vary according to the consignment requirements.

Die angegebenen Mengen für spezielle Bauteile (Dekorationen, Fußleisten und Bordüren) können je nach den Erfordernissen der Bestellung abweichen.



**Packing List Revestimento** / Resvestimiento / Revêtement / Wall Tiles / Wandfliesen

formato formato size format (cm)	espessura epaisseur thickness höhe (mm)	peça / caixa pieza / caja pièce / carton pieces / box stück / box	peças / m² piezas / m² pièces / m² pieces / sqm stück / m²	m² / caixa m² / caja m² / carton sqm / box m² / box	caixas / pal caja / pal carton / pal box / pal box / pal	m² / palete m² / pal m² / pal sqm / pal m² / pal	kg / caixa kg / caja kg / carton kg / box kg / box	kg / pal
32,5x90	11	4	3,4	1,17	20	23,40	23,20	480
34x91,5	11 11*	4 4	3,20 3,20	1,24 1,24	20 44	24,80 54,56	24,70 24,70	509 1112
34x66,5	10,3***** 10 9*	5 5 6	4,40 4,40 4,40	1,13 1,13 1,36	40 40 40	45,20 45,20 54,40	21,40 20,63 20,45	881 840 843
20x60	10 11**	8 12	8,33 12,50	0,96 0,96	48 42	46,08 40,32	15,08 18,28	740 783
33,3x50	8,5 8,5*** 9,5*****	10 10 10	6,00 6,00 6,00	1,67 1,67 1,67	28 32 28	46,76 53,44 46,76	23,71 23,71 25,18	680 777 720
25x36,5	8 8,8****	11 11	11,00 11,00	1,00 1,00	72 66	72,00 66,00	13,39 14,32	980 960
20x40	8	11	12,50	0,88	72	63,36	11,30	840

\* Produções a partir de 2021 / Productions from 2021 \*\* Concept (20/12,4/7,4)x60cm \*\*\* Produções a partir de 2014 / Productions from 2014 \*\*\*\* Pré-corte \*\*\*\*\* Viva \*\*\*\*\* Tokyo Stripe, Mundi Stripe, Habitat Stripe

**Packing List Peças Especiais** / Piezas Cerámicas Especiales / Pièces Speciales / Special Pieces / Spezialteile  
**Revestimento** / Revestimiento / Revêtement / Wall Tiles / Wandfliesen

**Decors** / Decoración / Décors / Deco / Dekorierte Fliesen

formato formato format size format (cm)	peça / caixa pieza / caja pièce / carton pieces / box stück / box	formato formato format size format (cm)	peça / caixa pieza / caja pièce / carton pieces / box stück / box
16,2x16,2	32	33,3 x 33,3	5
16,9x16,9	16	25 x 36,5	5
20x20	10 Mosaico Sweet - 5	20 x 40	5
28,2x28,2	5	33,3 x 50	5
29,7x29,7	5	29,4 x 59	5
30x30	5	20 x 60	5 Any Flower, Any Gold - 4
32,5x32,5	5	34x65	5
33x33	5		

Os decors em rede são produzidos a partir das bases com menor espessura/ Mesh decors are produced from bases with less thickness

**Barras\_Listelos\_Meia Cana** / Barras\_Listelos\_Media Caña / Frises\_Listels\_Voilement Transversal / Border Tiles\_Pencil Molding Listellos\_Cap Moldings / Bordüren\_Listelo\_Torelo

formato formato format size format (cm)	peça / caixa pieza / caja pièce / carton pieces / box stück / box	formato formato format size format (cm)	peça / caixa pieza / caja pièce / carton pieces / box stück / box
2x25	10 MC Platina - 21	3 x 33,3	56
3x25	32	3,5 x 33,3	22
3,5x25	10	8 x 33,3	10 Barra Pisanino - 9
4x25	20	9 x 33,3	10
5x25	20 Listelo Athens - 24	10 x 33,3	10
6x25	10	3 x 50	40 Barra Vidro - 9
8x25	10	5 x 50	10 Barras Linea - 22
1,2x32,5	24	6,5 x 50	18
3,5x32,5	10	3,5 x 60	10
5x32,5	9 Barras Lyra - 16	4 x 60	9
3x33	42	3,5 x 66,5	4
1,8 x 33,3	90		

As quantidades apresentadas para as peças especiais (decorações, rodapés e barras) podem variar de acordo com as necessidades da encomenda. Las cantidades presentadas para las piezas especiales (decoraciones, rodapiés, barras) pueden cambiar según las especificaciones del pedido. Les quantités présentées pour les pièces spéciales (décorations, plinthes et frises) peuvent varier selon les nécessités de la commande. The amounts presented for special pieces (decoration, skirting and border tiles) can vary according to the consignment requirements. Die angegebenen Mengen für spezielle Bauteile (Dekorationen, Fußleisten und Bordüren) können je nach den Erfordernissen der Bestellung abweichen.

**Grés Porcelanato Vidrado - Grupo Bla**

Porcellanato Esmaltado - Grupo Bla / Grès Cérame Emailé - Groupe Bla  
Glazed Porcelain Tiles - Class Bla / Glasiertes Feinsteinzeug - Gruppe Bla

	características técnicas características técnicas caractéristiques techniques technical features technische eigenschaften	norma norma norme test method norm	valor da norma NP EN14411 valor de la norma valeur de la norme standard value wert der norm	valor DOMINÓ valor DOMINÓ valeur DOMINÓ DOMINÓ value wert DOMINÓ
	<b>comprimento e largura</b> longitud y anchura longueur et largeur length and width länge und Breite	NP EN ISO 10545 -2	± 0,6 %	<b>cumpra a norma</b> cumple la norma respecte la norme complies with the standards entspricht der norm
	<b>espessura</b> grosor épaisseur thickness tiefe	NP EN ISO 10545 -2	± 5 %	<b>cumpra a norma</b> cumple la norma respecte la norme complies with the standards entspricht der norm
	<b>rectitude das arestas</b> rectitud de los lados rectitude des arêtes side straightness geradlinigkeit des Grats	NP EN ISO 10545 -2	± 0,5 %	<b>cumpra a norma</b> cumple la norma respecte la norme complies with the standards entspricht der norm
	<b>ortogonalidade</b> ortogonalidad angularité rectangularity orthogonalität	NP EN ISO 10545 -2	± 0,6 %	<b>cumpra a norma</b> cumple la norma respecte la norme complies with the standards entspricht der norm
	<b>planaridade</b> planitud de la superficie planéité surface flatness ebenheit	NP EN ISO 10545 -2	± 0,5 %	<b>cumpra a norma</b> cumple la norma respecte la norme complies with the standards entspricht der norm
	<b>absorção de água</b> absorción de agua absorption d'eau water absorption absorption von Wasser	NP EN ISO 10545 -3	≤ 0,5 %	≤ 0,5 %
	<b>resistência à flexão</b> resistencia a la flexión contrainte de rupture bending stretch biegefestigkeit	NP EN ISO 10545 -4	≥ 35 N/mm2	≥ 35 N/mm2
	<b>resistência à abrasão</b> resistencia a la abrasión résistance à l'abrasion abrasion resistance abriebfestigkeit	NP EN ISO 10545 -7	<b>segundo valores do fabricante</b> segun los valores del fabricante d'après les valeurs du fabricant according manufacturer values der angaben des herstelllers	<b>3 - 5</b>
	<b>resistência ao choque térmico</b> resistencia ao choque térmico résistance aux chocs thermiques resistance to thermal shock resistenz gegen thermischen Schock	NP EN ISO 10545 -9	<b>método de ensaio disponível</b> método de ensaio disponible méthode d'essai disponible test method available testmethode verfügbar	<b>resiste</b> resiste résiste resists ist resistant
	<b>resistência ao fendilhamento</b> resistencia al cuarteo résistance aux tréssaillures crazing resistance rissfestigkeit	NP EN ISO 10545 -11	<b>exigido</b> exigido exigé required verlangt	<b>cumpra a norma</b> cumple la norma respecte la norme complies with the standards entspricht der norm
	<b>resistência ao gelo</b> resistencia al hielo résistance au gel frost resistance resistenz bei Eis	NP EN ISO 10545 -12	<b>exigido</b> exigido exigé required verlangt	<b>cumpra a norma</b> cumple la norma respecte la norme complies with the standards entspricht der norm
	<b>resistência aos ácidos e bases</b> resistencia a los ácidos e bases résistance aux acides et aux bases resistance against acids and bases resistenz gegen Säuren und Basen	NP EN ISO 10545 -13	<b>segundo valores do fabricante</b> segun los valores del fabricante d'après les valeurs du fabricant according manufacturer values der angaben des herstelllers	<b>min. classe</b> min. class min. classe min. classe min. Klasse
	<b>resistência aos produtos de limpeza domésticos</b> resistencia a los productos de limpieza y reactivos de piscina résistance aux produits d'entretien domestiques household detergents and additives for swimming-pools resistenz gegen häusliche Reinigungsprodukte	NP EN ISO 10545 -13	<b>min. classe</b> min. class min. classe min. classe min. Klasse	<b>GB</b>    <b>GA</b>
	<b>resistência às manchas</b> resistencia a las manchas résistance aux tâches resistance to staining resistenz gegen Fleckenbildung	NP EN ISO 10545 -14	<b>min. classe</b> min. class min. classe min. classe min. Klasse	<b>3</b>    <b>cumpra a norma</b> cumple la norma respecte la norme complies with the standards entspricht der norm



## Pavimento Grés Vidrado Pasta Branca - Grupo BIIa

Pavimento Grés Vidriado Pasta Blanca - Grupo BIIa / Carreaux Grés Emailé Pâte Blanche - Groupe BIIa  
Glazed White Body Floor Tiles - Class BIIa / Glasiert Bodenfliesen Weisse Scherbe - Gruppe BIIa

	características técnicas caractéristiques techniques technical features technische eigenschaften	norma norma norme test method norm	valor da norma NP EN14411 valor de la norma valeur de la norme standard value wert der norm	valor DOMINÓ valor DOMINÓ valeur DOMINO DOMINÓ value wert DOMINÓ
	<b>comprimento e largura</b> longitud y anchura longueur et largeur length and width länge und Breite	NP EN ISO 10545 -2	± 0,6 %	<b>cumpre a norma</b> cumple la norma respecte la norme complies with the standards entspricht der norm
	<b>espessura</b> grosor épaisseur thickness tiefe	NP EN ISO 10545 -2	± 5 %	<b>cumpre a norma</b> cumple la norma respecte la norme complies with the standards entspricht der norm
	<b>rectitude das arestas</b> rectitud de los lados rectitude des arêtes side straightness geradlinigkeit des Grats	NP EN ISO 10545 -2	± 0,5 %	<b>cumpre a norma</b> cumple la norma respecte la norme complies with the standards entspricht der norm
	<b>ortogonalidade</b> ortogonalidad angularité rectangularity orthogonalität	NP EN ISO 10545 -2	± 0,6 %	<b>cumpre a norma</b> cumple la norma respecte la norme complies with the standards entspricht der norm
	<b>planaridade</b> planitud de la superficie planéité surface flatness ebenheit	NP EN ISO 10545 -2	± 0,5 %	<b>cumpre a norma</b> cumple la norma respecte la norme complies with the standards entspricht der norm
	<b>absorção de água</b> absorción de agua absorption d'eau water absorbtion absorption von Wasser	NP EN ISO 10545 -3	> 3 % / ≤ 6 %	> 2 % / ≤ 5 %
	<b>resistência à flexão</b> resistencia a la flexión contrainte de rupture bending strench biegefestigkeit	NP EN ISO 10545 -4	≥ 22 N/mm2	≥ 27 N/mm2
	<b>resistência à abrasão</b> resistencia a la abrasión résistance à l'abrasion abrasion resistance abriebfestigkeit	NP EN ISO 10545 -7	<b>segundo valores do fabricante</b> segun los valores del fabricante d'après les valeurs du fabriquant according manufacturer values der angaben des herstelllers	3 - 5
	<b>resistência ao choque térmico</b> resistencia ao choque térmico résistance aux chocs thermiques resistance to thermal shock resistenz gegen thermischen Schock	NP EN ISO 10545 -9	<b>método de ensaio disponível</b> méthode de ensaio disponible méthode d'essai disponible test method available testmethode verfügbar	<b>resiste</b> resiste résiste resists ist resistant
	<b>resistência ao fendilhamento</b> resistencia al cuarteo résistance aux tréssaillures crazing resistance rissfestigkeit	NP EN ISO 10545 -11	<b>exigido</b> exigido required verlangt	<b>cumpre a norma</b> cumple la norma respecte la norme complies with the standards entspricht der norm
	<b>resistência ao gelo</b> resistencia al hielo résistance au gel frost resistance resistenz bei Eis	NP EN ISO 10545 -12	<b>exigido</b> exigido required verlangt	<b>cumpre a norma</b> cumple la norma respecte la norme complies with the standards entspricht der norm
	<b>resistência aos ácidos e bases</b> resistencia a los ácidos e bases résistance aux acides et aux bases resistance against acids and bases resistenz gegen Säuren und Basen	NP EN ISO 10545 -13	<b>segundo valores do fabricante</b> segun los valores del fabricante d'après les valeurs du fabriquant according manufacturer values der angaben des herstelllers	<b>min. classe</b> min. class min. classe min. classe min. Klasse <b>GLB</b>
	<b>resistência aos produtos de limpeza domésticos</b> resistencia a los productos de limpieza y reactivos de piscina résistance aux produits d'entretien domestiques household detergents and additives for swimming-pools resistenz gegen häusliche Reinigungsprodukte	NP EN ISO 10545 -13	<b>min. classe</b> min. class min. classe min. classe min. Klasse <b>GB</b>	<b>classe</b> class classe classe klasse <b>GA</b>
	<b>resistência às manchas</b> resistencia a las manchas résistance aux tâches resistance to staining resistenz gegen Fleckenbildung	NP EN ISO 10545 -14	<b>min. classe</b> min. class min. classe min. classe min. Klasse <b>3</b>	<b>cumpre a norma</b> cumple la norma respecte la norme complies with the standards entspricht der norm

## Revestimento Pasta Branca - Grupo BIII

Revestimiento Pasta Blanca - Grupo BIII / Faïence Pâte Blanche - Groupe BIII  
White Body Wall Tiles - Class BIII / Wandfliesen Weisse Scherbe - Gruppe BIII

	características técnicas caractéristiques techniques technical features technische eigenschaften	norma norma norme test method norm	valor da norma NP EN14411 valor de la norma valeur de la norme standard value wert der norm	valor DOMINÓ valor DOMINÓ valeur DOMINO DOMINÓ value wert DOMINÓ
	<b>comprimento e largura</b> longitud y anchura longueur et largeur length and width länge und Breite	NP EN ISO 10545 -2	± 0,5 %	<b>cumpre a norma</b> cumple la norma respecte la norme complies with the standards entspricht der norm
	<b>espessura</b> grosor épaisseur thickness tiefe	NP EN ISO 10545 -2	± 10 %	<b>cumpre a norma</b> cumple la norma respecte la norme complies with the standards entspricht der norm
	<b>rectitude das arestas</b> rectitud de los lados rectitude des arêtes side straightness geradlinigkeit des Grats	NP EN ISO 10545 -2	± 0,3 %	<b>cumpre a norma</b> cumple la norma respecte la norme complies with the standards entspricht der norm
	<b>ortogonalidade</b> ortogonalidad angularité rectangularity orthogonalität	NP EN ISO 10545 -2	± 0,5 %	<b>cumpre a norma</b> cumple la norma respecte la norme complies with the standards entspricht der norm
	<b>planaridade</b> planitud de la superficie planéité surface flatness ebenheit	NP EN ISO 10545 -2	<b>central e lateral</b> central et latéral center and edge zentral und seitlich  <b>empeno</b> empenno gauchissement warpage krümmung	<b>+ 0,5%</b> <b>- 0,3%</b>  <b>cumpre a norma</b> cumple la norma respecte la norme complies with the standards entspricht der norm
	<b>absorção de água</b> absorción de agua absorption d'eau water absorbtion absorption von Wasser	NP EN ISO 10545 -3	≤ 0,5 %	12% - 17%
	<b>resistência à flexão</b> resistencia a la flexión contrainte de rupture bending strench biegefestigkeit	NP EN ISO 10545 -4	≥ 35 N/mm2	≥ 15 N/mm2
	<b>resistência ao choque térmico</b> resistencia ao choque térmico résistance aux chocs thermiques resistance to thermal shock resistenz gegen thermischen Schock	NP EN ISO 10545 -9	<b>método de ensaio disponível</b> méthode de ensaio disponible méthode d'essai disponible test method available testmethode verfügbar	<b>resiste</b> resiste résiste resists ist resistant
	<b>resistência ao fendilhamento</b> resistencia al cuarteo résistance aux tréssaillures crazing resistance rissfestigkeit	NP EN ISO 10545 -11	<b>exigido</b> exigido required verlangt	<b>cumpre a norma</b> cumple la norma respecte la norme complies with the standards entspricht der norm
	<b>resistência aos ácidos e bases</b> resistencia a los ácidos e bases résistance aux acides et aux bases resistance against acids and bases resistenz gegen Säuren und Basen	NP EN ISO 10545 -13	<b>segundo valores do fabricante</b> segun los valores del fabricante d'après les valeurs du fabriquant according manufacturer values der angaben des herstelllers	<b>min. classe</b> min. class min. classe min. classe min. Klasse <b>GLB</b>
	<b>resistência aos produtos de limpeza domésticos</b> resistencia a los productos de limpieza y reactivos de piscina résistance aux produits d'entretien domestiques household detergents and additives for swimming-pools resistenz gegen häusliche Reinigungsprodukte	NP EN ISO 10545 -13	<b>min. classe</b> min. class min. classe min. classe min. Klasse <b>GB</b>	<b>classe</b> class classe classe klasse <b>GA</b>
	<b>resistência às manchas</b> resistencia a las manchas résistance aux tâches resistance to staining resistenz gegen Fleckenbildung	NP EN ISO 10545 -14	<b>min. classe</b> min. class min. classe min. classe min. Klasse <b>3</b>	<b>cumpre a norma</b> cumple la norma respecte la norme complies with the standards entspricht der norm

**A DOMINÓ recomenda a utilização de Porcelanato em ambientes de exterior. O Pavimento em Monocozedura Pasta Branca (Grés) deve ser utilizado apenas em ambientes de interior.**

DOMINÓ recomienda utilizar Porcelanato en ambientes de exterior. El Pavimento en Monococción Pasta Branca (Grés) debe ser utilizado apenas en ambientes de interior.

DOMINÓ conseille l'utilisation de Carreaux de faïence dans des environnements extérieurs. Le revêtement en Monocoussion Pâte Blanche (Grés) doit être uniquement utilisé dans des environnements d'intérieur.

DOMINÓ suggests the use of porcelain for outdoor environments, while pavement in single-fired white paste (grés) should be preferred for indoor applications.

DOMINÓ rät zur Verwendung von emaillierten Fliesen nur im Freien. Fußböden aus einfach gebrannten Steinfliesen sollten nur in Innenräumen verwendet werden.



**Conselhos de Utilização** / Consejos para el Uso / Conseils d’Utilisation / Recommendations for Use / Inweise zur Anwendung

Resistência à Abrasão
<b><span>👤 1</span></b> Pavimentos sujeitos a tráfego leve, aplicados em ambientes protegidos de agentes abrasivos e riscantes, tipo areias e granilhas. <p>Aplicações: quartos e banhos privados.</p>
<b><span>👤 2</span></b> Pavimentos sujeitos a tráfego médio/leve em ambientes protegidos de agentes abrasivos e riscantes, tipo areias e granilhas. <p>Aplicações: todas as divisões de habitação particular, excepto em cozinhas.</p>
<b><span>👤 3</span></b> Pavimentos sujeitos a tráfego médio, aplicados em ambientes protegidos de agentes abrasivos e riscantes, tipo areias e granilhas. <p>Aplicações: todas as divisões de habitações particulares, incluindo a cozinha, suites de hotéis, quartos de hospital, etc.</p>
<b><span>👤 4</span></b> Pavimentos sujeitos a tráfego médio/intenso, podendo ser aplicados em ambientes com acesso directo ao exterior. <p>Aplicações: restaurantes, hotéis, escolas, lojas, escritórios, hospitais, etc. Excluindo apenas a zona debaixo de secretárias e registadoras de locais públicos.</p>
<b><span>👤 5</span></b> Pavimentos sujeitos a tráfego intenso, colocados em ambientes não protegidos de agentes abrasivos e riscantes, tipo areias e granilhas. <p>Aplicações: bares, restaurantes, hotéis, lojas, escolas, escritórios, hospitais, etc.</p>

Resistencia a la Abrasión
<b><span>👤 1</span></b> Pavimentos sometidos a tráfico liviano, colocados en ambientes protegidos de los agentes abrasivos y de rayado, tipo: arena, gravilla, etc. Dichos pavimentos generalmente se pueden colocar en dormitorios y baños, en las viviendas privadas.
<b><span>👤 2</span></b> Pavimentos sometidos a tráfico medio liviano, colocados en ambientes protegidos de los agentes abrasivos y de rayado, tipo: arena, gravilla, etc. Dichos pavimentos generalmente se pueden colocar en todos los cuartos de las viviendas privadas, menos en las cocinas.
<b><span>👤 3</span></b> Pavimentos sometidos a tráfico medio, colocados en ambientes protegidos de los agentes abrasivos y de rayado, tipo: arena, gravilla, etc. Dichos pavimentos generalmente se pueden colocar en todos los cuartos de las viviendas privadas incluso la cocina, habitaciones de hoteles con respectivos servicios, cuartos de internación de los hospitales, etc.
<b><span>👤 4</span></b> Pavimentos sometidos a tráfico medio pesado, colocados en ambientes desprotegidos de los agentes abrasivos o de rayado, tipo: arena, gravilla, etc. y locales con entrada directa del exterior. Dichos pavimentos se pueden, generalmente, colocar en restaurantes, hoteles, escuelas, oficinas, hospitales, etc. excluyendo solamente la zona que queda debajo de los bancos y cajas en los ejercicios públicos.
<b><span>👤 5</span></b> Pavimentos sometidos a tráfico medio pesado, colocados en ambientes desprotegidos de los agentes abrasivos o de rayado, tipo: arena, gravilla, etc. y en locales con entrada directa del exterior. Dichos pavimentos se pueden, generalmente, colocar en bares, restaurantes, hoteles, tiendas, oficinas, hospitales, escuelas, etc.

Résistance à l’Abrasion
<b><span>👤 1</span></b> Pavements soumis à trafic léger et à l’abri d’agents abrasifs ou rayants tels que: sable, pulvérlences, etc. Ces pavements peuvent être posés, en général, dans les chambres et dans les salles de bains des habitacions particulières.
<b><span>👤 2</span></b> Pavements soumis à trafic moyen léger et à l’abri d’agents abrasifs ou rayants tels que: sable, pulvérlences, etc. Ces pavements peuvent être posés, en général, dans toutes les pièces des habitations particulières a l’exclusion des cuisines.
<b><span>👤 3</span></b> Pavements soumis à trafic moyen et à l’abri d’agents abrasifs ou rayants tels que: sable, pulvérlences, etc. Ces pavements peuvent être placés, en général, dans toutes les pièces des habitations particulières, y compris les cuisines, les chambres d’hôtels avec salles de bains, les chambres d’hôpitalux.
<b><span>👤 4</span></b> Pavements soumis à trafic moyen intense et exposés aux agents abrasifs ou rayants tels que: sable, pulvérlences, etc.; donc, également, locaux ayant un accès direct à l’extérieur. Ces pavements peuvent être posés, en général, dans les restaurants, les hôtels, les magasins, les écoles, les bureaux, les hôpitalux, etc. à l’exclusion de la zone directement à l’aplomb des compotoirs et caisses des locaux publics.
<b><span>👤 5</span></b> Pavements soumis à trafic moyen intense et exposés aux agents abrasifs ou rayants tels que: sable, pulvérlences, etc.; donc, également, locaux ayant un accès direct à l’extérieur. Ces pavements peuvent être posés, en général, dans les bars, les restaurants, les hôtels, les magasins, les écoles, les bureaux, les hôpitalux, etc.

Abrasion Resistance
<b><span>👤 1</span></b> Floors subject to light traffic and protected from abrasive and scratching agents such as sand, gravel, etc. In general, these tiles may be used in bedrooms, bathrooms and private dwellings.
<b><span>👤 2</span></b> Floors exposed to medium-light traffic and protected from abrasive and scratching agents such as sand, gravel, etc. In general, these tiles may be used in private houses, except kitchens.
<b><span>👤 3</span></b> Floors exposed to medium-heavy traffic and protected from abrasive and scratching agents such as sand, gravel, etc. In general, these tiles may be used in all kinds of private rooms, including kitchens, hotel-rooms with relative facilities, hospital-rooms, etc.
<b><span>👤 4</span></b> Floors exposed to medium-heavy traffic and not protected from abrasive and scratching agents such as sand, gravel, etc., therefore also rooms to which there is direct access from the outside. In general, these tiles may be used in restaurants, hotels, shops, schools, offices, hospitals, etc. with the only exception of the area beneath desks and the cash counters of public places.
<b><span>👤 5</span></b> Floors exposed to medium-heavy traffic and not protected from abrasive and scratching agents such as sand, gravel, etc., hence also rooms to which there is direct access from outside. In general, these tiles may be used in cafes, restaurants, hotels, shops, schools, offices, hospitals, etc.

Abriebfestigkeit
<b><span>👤 1</span></b> Schwach begangene gegen abrasive und verkratzende Substanzen wie Sand, Kies usw, geschützte Böden. Diese Bodenbeläge eignen sich im allgemeinen für Schlafräume und Badezimmer in Privatwohnungen.
<b><span>👤 2</span></b> Schwach bis mittelstark begangene Böden, die gegen abrasive und verkratzende Substanzen wie Sand, Kies usw. Geschützt sind. Diese Bodenbeläge eignen sich im allgemeinen für alle Räume einer Privatwohnung ausschließlich der Küche.
<b><span>👤 3</span></b> Mittelstark begangene Böden, die gegen abrasive und verkratzende Substanzen wie Sand, Kies usw, geschützt sind. Diese Bodenbeläge eignen sich im allgemein für alle Räume von Privatwohnungen, einschließlich Küchen, sowie für Hotelzimmer inkl. Bäder, Krankenzimmer usw.
<b><span>👤 4</span></b> Mittelstark begangene Böden, die nicht gegen abrasive und verkratzende Substanzen wie Sand, Kies, usw geschützt sind sowie Räume, die direkten Zugang won außen haben. Diese Bodenbeläge eignen sich allgemein für Gaststätten, Hotels, Läden, Schulen, Krankenhäuser, Büros usw, ausschließlich der Bereiche unter den Theken oder unter Kassenschaltem öffentlicher Betriebe.
<b><span>👤 5</span></b> Mittelstark begangene Böden, die nicht gegen abrasive und verkratzende Substanzen wie Sand, Kies usw. Geschützt sind, sowie Räume die direkten Zugang von außen haben. Diese Bodenbeläge eignen sich allgemein für Cafés, Gaststätten, Hotels, Läden, Schulen, Büros, Krankenhäuser usw.

**Conselhos de Utilização** / Consejos para el Uso / Conseils d’Utilisation / Recommendations for Use / Inweise zur Anwendung

produto <p>producto produit product produkt</p>	DIN 51130	PTV >36	produto <p>producto produit product produkt</p>	DIN 51130	PTV >36	produto <p>producto produit product produkt</p>	DIN 51130	PTV >36
<b>unika</b>	<b>R10</b>	√	<b>lodge</b>	–	√	<b>chiado</b>	<b>R12</b>	–
<b>unika plus</b>	<b>R11</b>	√	<b>lodge plus</b>	<b>R11</b>	√	<b>pedras salgadas</b>	<b>R10</b>	–
<b>docks</b>	<b>R10</b>	√	<b>garland</b>	<b>R11</b>	√	<b>castilha</b>	<b>R10</b>	–
<b>traffic soft</b>	<b>R9</b>	–	<b>multicolor slate</b>	<b>R10</b>	–	<b>miramar</b>	<b>R11</b>	–
<b>titan</b>	<b>R10</b>	–	<b>jamaica</b>	<b>R9</b>	–	<b>jerez</b>	<b>R10</b>	–
<b>newstreet plus</b>	<b>R11</b>	√	<b>san marco</b>	<b>R10</b>	–	<b>terra</b>	<b>R9</b>	–
<b>feel good</b>	<b>R10</b>	√	<b>san marco plus</b>	<b>R11</b>	√	<b>alvito</b>	<b>R9</b>	–
<b>old village</b>	<b>R10</b>	–	<b>santa fé</b>	<b>R10</b>	–	<b>vidago</b>	<b>R12</b>	√
<b>kasbah</b>	<b>R10</b>	–	<b>so</b>	<b>R10</b>	√	<b>out</b>	<b>R10</b>	–
<b>kasbah plus</b>	<b>R11</b>	√	<b>prodeck</b>	<b>R12</b>	√	<b>everstone</b>	<b>R9</b>	–
<b>on-road plus</b>	<b>R11</b>	√	<b>nordic plus</b>	<b>R11</b>	√			

**Limpeza e Manutenção** / Limpieza y Mantenimiento / Nettoyage et Entretien / Cleaning and Maintenance / Hinweise zur Anwendung

<p><b>As superfícies dos pavimentos e dos revestimentos cerâmicos proporcionam óptimas condições de higiene e conservação, com uma manutenção muito prática e uma limpeza fácil, normalmente feitas com produtos de limpeza domésticos (neutros ou básicos) para utilização frequente.</b></p> <p><b>A utilização de produtos específicos deve ser equacionada nas seguintes situações:</b></p> <ul style="list-style-type: none"><li>- <b>Limpeza de cimentos e betumes após obra;</b></li> <li>- <b>Limpeza de manutenção, nos casos em que os produtos de limpeza domésticos não sejam totalmente eficazes;</b></li> <li>- <b>Limpeza das juntas, de modo a conservarem a sua cor original.</b></li></ul>
<p><b>É fundamental obedecer às instruções de aplicação destes produtos específicos, uma vez que alguns contêm ácidos fortes que podem atacar as superfícies. Por razões de segurança, recomenda-se que sejam testados em peças de reserva o em zonas menos visíveis. Normalmente estes produtos estão disponíveis nos revendedores de materiais de construção.</b></p>
<p><b>Prestar especial atenção à limpeza das decorações, nunca utilizando abrasivos nem utensílios de limpeza que as possam riscar.</b></p>

<p>Las superficies de los pavimentos y revestimientos cerámicos ofrecen condiciones higiénicas y de conservación óptimas, además de tener un mantenimiento muy práctico y una limpieza fácil, habitualmente hecha con productos de limpieza caseros (de pH neutro o básico), para una utilización frecuente.</p>
<p>Tenga en cuenta la posibilidad de utilizar productos más específicos en las siguientes situaciones:</p> <ul style="list-style-type: none"><li>- Limpieza de cemento y masilla, tras la obra;</li> <li>- Limpieza de mantenimiento, si los productos de limpieza caseros no son suficientemente eficaces;</li> <li>- Limpieza de las juntas, para mantener su color original.</li></ul>
<p>Es fundamental que las instrucciones de aplicación de estos productos sean continuas, ya que contienen ácidos fuertes que pueden dañar las superficies. Por motivos de seguridad, se recomienda el test en piezas de reserva o en locales menos visibles. Habitualmente, estos productos están a la venta en vendedores al por mayor de material de construcción.</p>
<p>Tenga atención cuando limpie las decoraciones, evite la utilización de productos abrasivos o instrumentos de limpieza porque pueden dañarlas.</p>

<p>Les surfaces des planchers et des revêtements céramiques offrent des conditions optimales d’hygiène et de conservation, dont l’entretien et le nettoyage sont très aisés, les produits de nettoyage domestiques courants (neutres ou basiques) suffisant à une utilisation fréquente.</p>
<p>L’utilisation de produits spécifiques doit être évaluée dans les situations suivantes:</p> <ul style="list-style-type: none"><li>-Nettoyage de ciments et de bitumes après des travaux</li> <li>-Nettoyage et entretien, dans les cas où les produits de nettoyage domestique ne satisferaient pas pleinement.</li> <li>-Nettoyage des joints, en sorte à ce qu’ils gardent leu couleur originale.</li></ul>
<p>Il est de la plus haute importance de respecter les instructions d’application de ces produits spécifiques, car certain d’entre eux contiennent des acides forts qui peuvent attaquer les surfaces. Pour des raisons de sécurité, il est recommandé de procéder à des essais sur des pièces de réserve ou sur dans des zones moins visibles. Normalement ces produits sont disponibles chez les revendeurs de matériaux de construction.</p>
<p>Il faut prêter une attention toute particulière au nettoyage des décorations. Ne jamais utiliser des abrasifs ou des ustensiles de nettoyage susceptibles de rayer les décorations.</p>

<p>Ceramic floor surfaces and facing tiles provide the ideal hygiene and conservation conditions, together with practical maintenance and cleaning characteristics, generally carried out with household cleaning products (neutral or basic) for frequent use.</p>
<p>The use of specific products should be considered in the following situations:</p> <ul style="list-style-type: none"><li>- Cleaning of cements and fillers;</li> <li>- Maintenance cleaning when household cleaning products are not totally efficient</li> <li>- Cleaning of joints with the purpose of maintaining their original colour</li></ul>
<p>It is essential that the application instructions for these specific products are followed as some contain strong acids which might damage the surfaces. For safety purposes, we recommend carrying out tests on spare pieces or on less visible areas. These products can usually be purchased at construction material resellers.</p>
<p>Special care should be taken when cleaning the decorated areas. Never use abrasive or cleaning tools which might scratch the surfaces.</p>

<p>Die Bodenoberflächen und Keramikbeläge bieten optimale Hygiene- und Wartungsbedingungen zur leichten Pflege und einfachen Reinigung. Die Reinigung kann mit normalen (neutralen oder alkalischen) Haushaltsreinigern erfolgen.</p>
<p>Spezifische Produkte sollten in folgenden Situationen eingesetzt werden:</p> <ul style="list-style-type: none"><li>- Reinigung von Zement und Kitt nach Bauarbeiten;</li> <li>- Wartungspflege, falls die normalen Reinigungsmittel nicht ausreichend sind;</li> <li>- Reinigung der Fugen, um ihre natürliche Farbe zu erhalten.</li></ul>
<p>Sie sollten unbedingt die Gebrauchsanweisung der spezifischen Produkte befolgen, da einige starke Säuren beinhalten, die die Oberflächen angreifen können. Aus Sicherheitsgründen empfehlen wir, dass Sie die Produkte erst an Ersatzteilen oder an einer unauffälligen Stelle ausprobieren. Solche Produkte sind normalerweise in Baumärkten erhältlich.</p>
<p>Sie sollten vor allem große Vorsicht bei der Reinigung von Zierelementen walten lassen. Benutzen Sie keine Polier- und Putzmittel, die diese zerkratzen könnten.</p>







**Conselhos de Assentamento** / Consejos de Colocación / Indication de Pose pour Carrelages / Advice on Application / Hinweise zur Verarbeitung . Vertung

#### SAFETY WHEN PREPARING AND LAYING MATERIAL

We recommend the use of appropriate PPE (personal protective equipment), namely safety footwear, protective gloves, goggles, and hearing protection when cutting material. Please follow good practices for lifting and manually transporting loads.

#### THE PRODUCT

Before applying the product, confirm the reference, quality, size and tone. Complaints concerning products which have already been applied are not accepted. Only complaints for 1st choice products are accepted. It is advisable to apply tiles from different boxes alternately.

For levels of toning V3 and V4, and due to differences between tiles, it is advisable to lay out the tiles, before gluing, in order to view pattern.

#### VARIATION IN TONE

V1 - UNIFORM – Product without tone changes. Differences between tiles are minimum.

V2 – SOFT – Differences between tiles are noticeable, within the same range of colour.

V3 – HIGH – Differences between tiles are very clear. Both colour and design can differ significantly.

V4 – RANDOM – Differences between tiles are very clear. Tiles can present completely different colours from one to the other.

#### PRE-CUT

Pre-cut products aim at simulating glass mosaic tiles in a simple manner. Therefore, a 1mm joint is recommended.

#### GLUEING

DOMINÓ products should be glued using traditional grout or special glues for such purposes. To obtain the desired final result, the application of the glue must be uniform and levelled. The glue can be checked with a sound test, i.e., by knocking on one of the pieces and if the sound is hollow, this indicates that the layering is uneven.

In the cases of larger tiles, equal to or greater than 45 x 45, we recommend the use of glue on both the floor and on the tile to increase the adhesion of the material.

When applying the material outdoors, special care should be taken to guarantee that there are no empty spaces under the tiles.

We suggest alternately applying pieces from different boxes, especially on neutral floors to enhance the neutral characteristics of the material.

#### LEVELLING

In order to guarantee a perfect finishing with perfectly flat tiles, Dominó recommends the use of levelling crosspieces for all floors with tiles larger than 60x60cm and rectified flooring solutions.

#### JOINTS

The existence of joints between the pieces is essential to obtain a good final result. We recommend at least the use of a 3mm joint for regular materials, a 2mm joint for rectified materials and a 3 to 5mm joint for rustic products, in order to reduce the risk of support deformations and avoid any expansion or contraction problems caused by temperature variations. Joints should have good elasticity characteristics.

Joints also help to prevent problems resulting from slight differences in size between pieces. In addition to providing good alignment for the pieces, joints also allow tiles to be changed, if necessary.

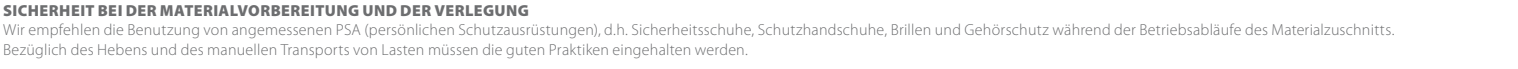

We recommend testing the grout on spare pieces in order to observe the reaction of the product on the material.

#### CUTTING

Facing tiles can be cut manually with manual cutters. In the case of porcelain, the use of an electric disc cutter is recommended.

#### DRILLING

We recommend the use of diamond twist drills with a diameter adaptable to the desired hole.



**SICHERHEIT BEI DER MATERIALVORBEREITUNG UND DER VERLEGUNG**  
Wir empfehlen die Benutzung von angemessenen PSA (persönlichen Schutzausrüstungen), d.h. Sicherheitsschuhe, Schutzhandschuhe, Brillen und Gehörschutz während der Betriebsabläufe des Materialzuschnitts. Bezüglich des Hebens und des manuellen Transports von Lasten müssen die guten Praktiken eingehalten werden.

#### DAS PRODUKT

Before applying the product, confirm the reference, quality, size and tone. Complaints concerning products which have already been applied are not accepted. Only complaints for 1st choice products are accepted. It is advisable to apply tiles from different boxes alternately.

For levels of toning V3 and V4, and due to differences between tiles, it is advisable to lay out the tiles, before gluing, in order to view pattern.

#### FARBTONABWEICHUNGSKLASSEN

V1 - EINHEITLICH – Produkt ohne Farbtonabweichung. Die Unterschiede zwischen den Stücken sind minimal.

V2 – GERING – Die Unterschiede zwischen den Stücken sind sichtbar, doch weisen die Stücke ähnliche Farbschattierungen auf.

V3 – HOCH – Die Unterschiede zwischen den Stücken sind groß. Sie können sowohl in Bezug auf die Farbe wie auf das Muster stark variieren.

V4 – WILLKÜRlich – Die Unterschiede zwischen den Stücken sind sehr groß. Die Stücke können untereinander vollständig verschiedene Farben aufweisen.

#### DER VORSCHNITT

Die Vorschchnittprodukte dienen der Simulation der Mosaikstückchen, jedoch auf eine vereinfachte Form. Dabei wird die Verlegung mit einer Stoßfuge von 1 mm empfohlen.

#### DAS AUFKLEBEN

Bei der Anwendung der Produkte von DOMINÓ sollten Sie Mörtelkleber oder spezifische Kleber verwenden. Der Kleber sollte je nach dem Typ des Produkts (Belag oder Porcellanato) und dem Ort der Anwendung (drinnen oder draußen, Boden oder Belag) ausgewählt werden, wobei Sie die Anleitung des Herstellers beachten sollten. Für ein gutes Endresultat ist es unentbehrlich, dass der Kleber einheitlich und eben aufgetragen wird. Um zu überprüfen, ob der Kleber sachgemäß aufgetragen wurde, kann ein Klangtest gemacht werden, wobei Sie leicht auf ein Bauteil klopfen. ertönt ein hohler Klang, ist dies ein Zeichen dafür, dass die Bodenlegung nicht eben ist.

Bei größeren Formaten, die 45 x 45 oder größer sind, empfehlen wir Ihnen, den Kleber sowohl auf dem Boden wie auf dem Mosaik aufzutragen, um die Haftfähigkeit des Materials zu erhöhen.

Bei der Anwendung im Außenbereich sollte besonders vorsichtig vorgegangen werden, sodass keine Hohlräume unter dem Mosaik verbleiben.

Sie sollten abwechselnd Bauteile aus verschiedenen Kartons verwenden, vor allem bei Böden mit verschiedenen Farbnuancen. Dadurch werden die Farbnuancen des Materials betont.

#### NIVELLIERUNG

Damit eine perfekte Ausführung gewährleistet werden kann, d.h. ohne Unebenheiten zwischen den Fliesen, empfiehlt das Unternehmen Dominó die Verwendung von Fugenkreuzen bei allen Böden ab der Größenordnung 60 x 60 cm und mit ausgebauten Bodenbelägen.

#### DIE FUGEN

Das Bestehen von Fugen zwischen den einzelnen Bauteilen ist erforderlich, um ein gutes Endprodukt zu erreichen. Empfohlen sind Fugen von 3 mm bei normalem Material, 2 mm bei ausgebautem Material und 3-5 mm bei größeren Produkten. Auf diese Art und Weise lassen sich Verformungen bei der Trägerschicht und Dehnungen bzw. Kontraktionen infolge von Temperaturschwankungen vermeiden. Die Fugen sollten ein gutes elastisches Verhalten aufweisen. Die Fugen ermöglichen es außerdem, Probleme infolge der geringfügigen Größenunterschiede der Bauteile zu vermeiden. Abgesehen davon, dass die Fugen eine gerade Auslegung der Bauteile ermöglichen, erleichtern sie auch, falls nötig, die Ersetzung von Bauteilen. Es empfiehlt sich, einen Test mit dem Fugenmörtel auf den Ersatzteilen durchzuführen, um das Resultat der Auftragung des Fugenmörtels auf dem Material zu überprüfen.

#### DER SCHNITT

Die Bodenbelagprodukte können mit einem Brennschneider geschnitten werden. Bei Porcellanato empfehlen wir, dass Sie einen elektrischen Fliesenschneider mit Schneidrad benutzen.


#### BOHRUNGEN

Für die Bohrung sind Diamant-Fliesenbohrer zu verwenden, wobei der Durchmesser auf die gewünschte Bohrung einstellbar sein muss.



**Produto com 40% desconto adicional, limitado ao stock existente.**  
Producto con un 40% de descuento adicional, oferta limitada al stock existente.  
Remise supplémentaire de 40% sur ce produit dans la limite des stocks disponibles.  
Product with 40% additional discount, limited to existing stock.  
Produkt mit 40% zusätzlichem Rabatt, begrenzt auf vorhandene Lagerbestände.

**Embalagem** / Envases / Emballage / Packaging / Verpackugen



**SÉRIE** – Nome da Série  
**REF.** – Referência do produto (código comercial)  
**ESCOLHA** – Tipo de escolha  
**CAL.** – Calibre do produto (não aplicável em produto rectificado e em Revestimento)  
**TON.** – Tonalidade do produto  
**ESPESSURA** – Espessura do produto (quando aplicável)  
**CONTROLO** – Código interno de controlo

SÉRIE – Nombre de serie  
REF – Referencia de producto (código mercantil)  
ESCOLHA – Género de elección  
CAL. – Dimensión del producto (no disponible en productos rectificados y en revestimientos)  
TON. – Tono del producto  
ESPESSURA – Grosor del producto  
CONTROLO – Código interno de control

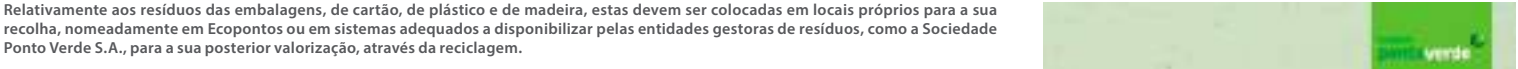
SÉRIE – Nom de série  
REF. – Référence du produit (code de commerce)  
Choix – Type de choix.  
CAL. – Calibre du produit (non applicable en produit rectifié et en Revêtement)  
TON. – Tonalité du produit  
ÉPAISSEUR – Épaisseur du produit (quand applicable)  
CONTROLE – Code interne de contrôle

SERIES –Series Name  
REF – Product reference (commercial code)  
CHOICE – Type of choice  
CAL. – Product size (not applicable for rectified and facing tiles)  
TON. –Product tone  
THICKNESS – Product thickness (when applicable)  
CONTROL – Internal control code

SÉRIE – Serienname  
REF. – Referenz des Produktes (kommerzieller Code)  
ESCOLHA – Wahlart  
CAL. – Größe des Produkts (nicht anwendbar bei geschliffenen Produkten und Belägen)  
TON. – Farbnuance des Produkts  
ESPESSURA – Dicke des Produkts (wenn anwendbar)  
CONTROLO – Interner Kontrollcode



**Resíduos De Embalagem** / Residuos de Envases / Déchets d’Emballage / Packaging Waste / Verpackungsmüll



**Relativamente aos resíduos das embalagens, de cartão, de plástico e de madeira, estas devem ser colocadas em locais próprios para a sua recolha, nomeadamente em Ecopontos ou em sistemas adequados a disponibilizar pelas entidades gestoras de resíduos, como a Sociedade Ponto Verde S.A., para a sua posterior valorização, através da reciclagem.**

Los residuos provenientes de embalajes, de cartón, de plásticos y de madera deben ser colocados en sitios adecuados, como en contenedores selectivos de recogida de residuos u otros sistemas adecuados que las entidades gestoras de residuos, como por ejemplo la Ecoembalajes España SA, puedan ofrecer, para que sean debidamente valorados, a través del reciclaje.

Relativement aux résidus des emballages, en carton, en plastique et en bois, ils doivent être placés en des endroits appropriés à leur ramassage, notamment dans des containers spécifiques ou dans des systèmes adéquats mis à cet effet à la disposition des chefs de chantier par les entités ou entreprise qui gèrent de déchets, comme, par exemple, la Sociedade Ponto Verde, S.A. afin d'en tirer partie à travers du recyclage.

Waste from card, plastic and wood packaging should be placed in the appropriate areas, namely at Ecopoints or equivalent systems made available by waste management entities, to be collected by companies such as Sociedade Ponto Verde S.A., for recovery and recycling purposes.

Verpackungs-, Karton-, Plastik- und Holzmüll ist an speziellen Orten zu entsorgen, wie an Ökopunkten oder bei angemessene Anlagen, die von den verantwortlichen Abfallbeseitigungsstellen wie dem Grünen Punkt zum Recycling bereitgestellt werden.



**Os impactes ambientais dos nossos produtos distribuem-se ao longo do seu ciclo de vida, nas etapas extração, transporte de matérias-primas, produção, distribuição, uso e fim de vida. A Dominó minimiza estes impactes ambientais, através de boas práticas de gestão ambiental. No uso e fim de vida, apelamos à vossa melhor gestão, privilegiando a reutilização ou a reciclagem numa perspetiva de economia circular.**

El impacto ambiental de nuestros productos se distribuye a lo largo de su ciclo de vida en las etapas de extracción, transporte de materias primas, producción, distribución, uso y fin de la vida útil. Dominó minimiza dicho impacto ambiental a través de buenas prácticas de gestión ambiental.

En el uso y fin del ciclo de vida, pedimos su mejor gestión, favoreciendo la reutilización o el reciclaje desde una perspectiva de economía circular.

Les impacts environnementaux de nos produits sont répartis tout au long de leur cycle de vie, au niveau des étapes d'extraction, de transport des matières premières, de production, de distribution, d'utilisation et de fin de vie. Dominó minimise ces impacts environnementaux grâce à de bonnes pratiques de gestion environnementale.

Nous plaidons pour une meilleure gestion dans l'utilisation et la fin de vie de nos matériaux, vous encourageant à privilégier la réutilisation ou le recyclage dans une perspective d'économie circulaire.

The environmental impacts of our products are distributed throughout their life cycle, in the extraction, raw material transportation, production, distribution, use, and end-of-life stages. Dominó minimises these environmental impacts by following good environmental management practices.


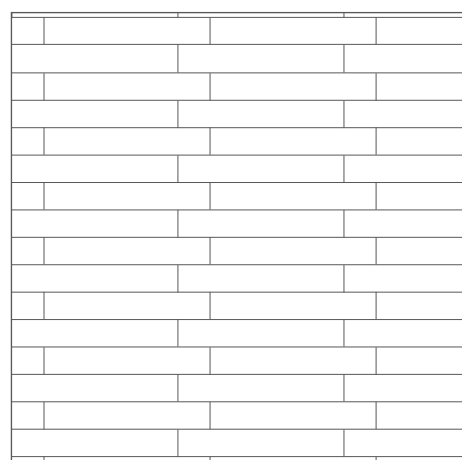

Please manage the use and end-of-life stages as in the best possible manner, favouring reuse or recycling from a circular economy perspective.

Die Umweltauswirkungen unserer Produkte sind während der gesamten Nutzungsdauer präsent, angefangen bei der Förderung, dem Rohstofftransport, der Produktion, Distribution, dem Gebrauch, bis hin zum Ende der Nutzungsdauer. Mittels ihrer guten Praktiken im Umweltmanagement hält das Unternehmen Dominó diese Auswirkungen auf dem geringsten Niveau.

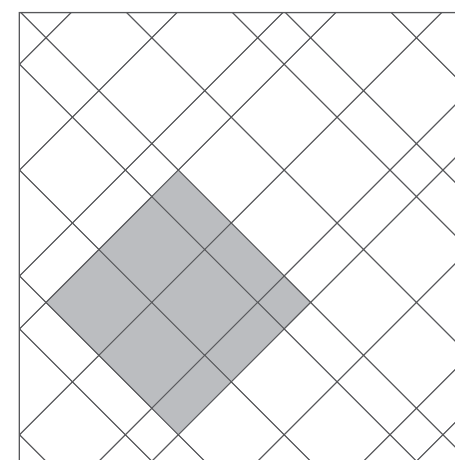
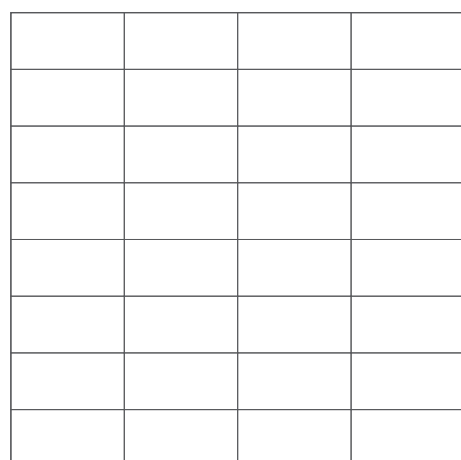
Nach dem Ablauf der Nutzungsdauer sind Sie dazu aufgerufen, nach Ihrem besten Management für die Wiederverwendung bzw. das Recycling im Rahmen der Kreislaufwirtschaft zu sorgen.



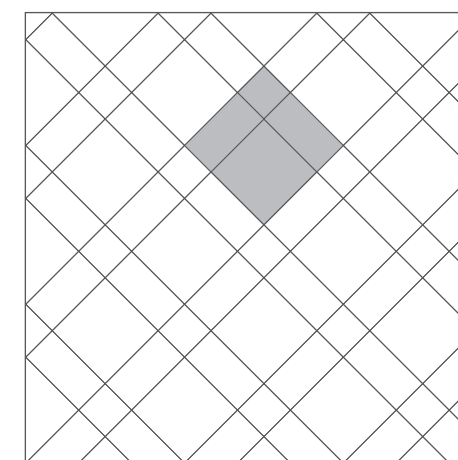
19x118,2 / 14,5x88,2 / 25x90 / 20x90



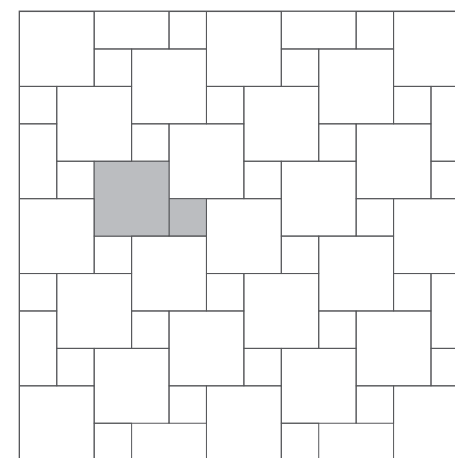
30x60



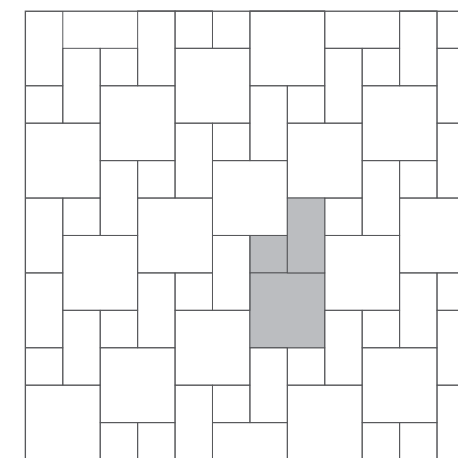
16,5x16,5 4%  
16,5x33 32%  
33x33 64%



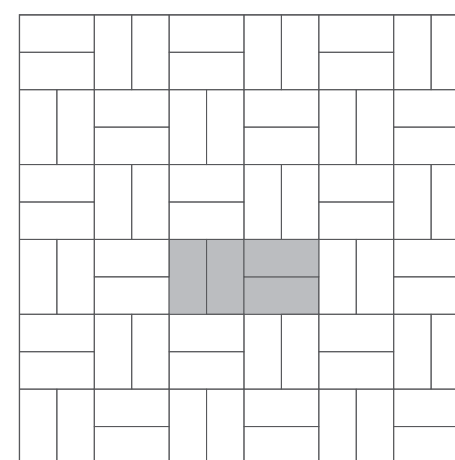
16,5x16,5 11,11%  
16,5x33 44,44%  
33x33 44,45%




16,5x16,5 20%  
33x33 80%



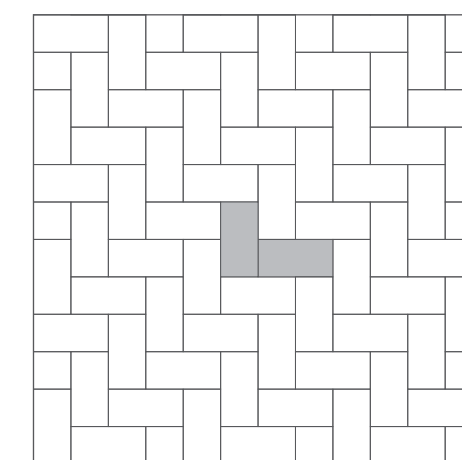
16,5x16,5 14,29%  
16,5x33 28,57%  
33x33 57,14%



16,5x33 100%

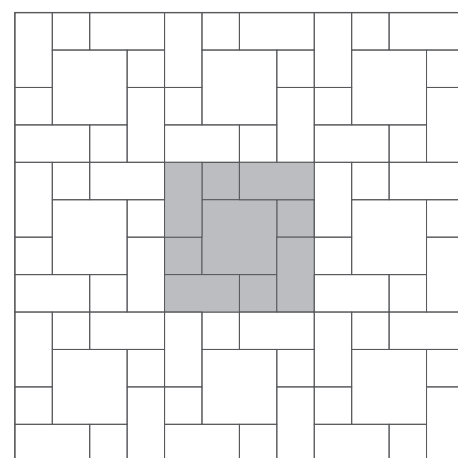


16,5x33 100%

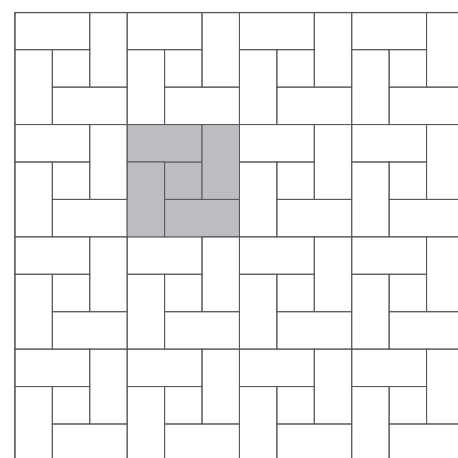


16,5x33 100%

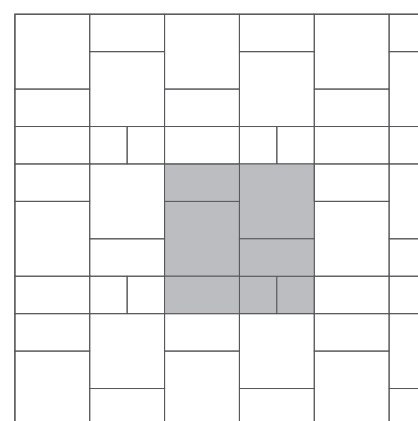




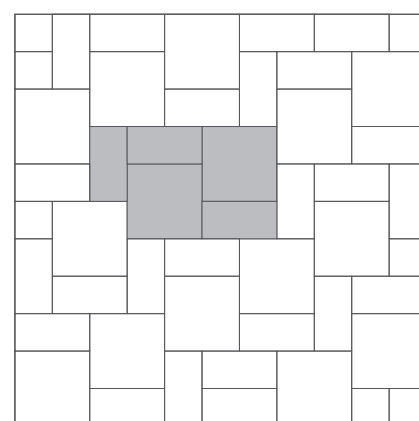
16,5x16,5 25%  
16,5x33 50%  
33x33 25%



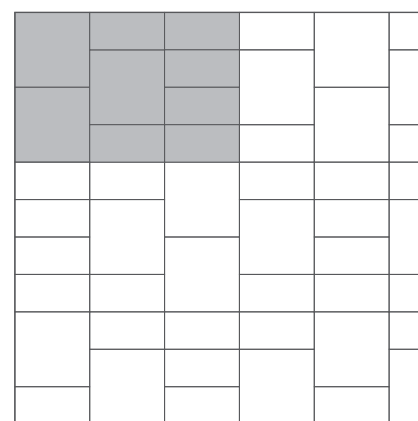
16,5x16,5 11,12%  
16,5x33 88,88%



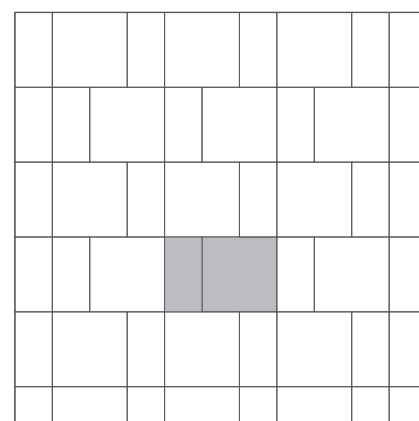
16,5x16,5 12,5%  
16,5x33 37,5%  
33x33 50%



16,5x33 42,9%  
33x33 57,1%



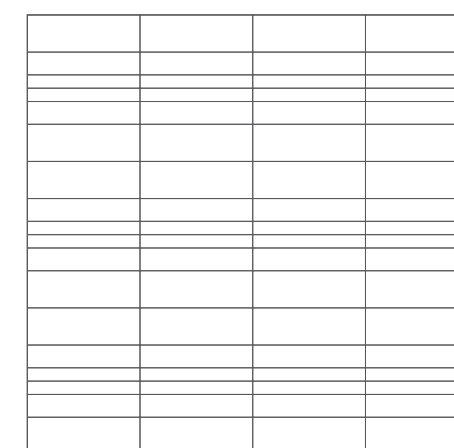


16,5x33 50%  
33x33 50%



16,5x33 33,3%  
33x33 66,7%

(20/12,4/7,4)x60


Junta recomendada - 2mm / Recommended joint - 2 mm



**12 PEÇAS**  
**3 FORMATOS**  
**1 CAIXA**

**12 PIECES - 3 SIZES - 1 BOX**





absolute	127	minimal	259
alba	295	miramar	286
alvito	288	mood	175
anya	253	mosaic	247, 251, 278
bizantine	095	multicolor slate	109
broadway	163	mundi	195
cádiz	290	natura	135
castilha	286	newstreet	027
chiado	122	nordic	065
concept	241	old village	079
crystal	139	organic	291
cube	135	on-road	023
diamond	245	one	147
docks	037	out	287
emotions	263	paint	15, 115, 193
everstone	045	pedras salgadas	287
evolution	227	pisanino	292
feel good	071	prodeck	083
fragas	109	pura	181
garland	101	salerno	276
geo	169	san marco	118
habitat	209	santa fé	120
halma	223	sicília	259
hard rock	294	so	284
ilustre	271	sweet	249
innova	217	terra	289
jamaica	285	titan	097
jerez	287	tokyo	187
kasbah	007	traffic	282
lausanne	017	unika	089
legend	237	uptown	155
linea (pav.)	261, 269, 291	urban	051
linea (rev.)	267	vidago	287
lodge	059	villeneuve	283
maiorca	293	viva	259
matérica	203	vogue	233

**P** PRESTIGE  
Porcelanato Vidrado Pasta Corada  
Glazed Porcelain Full Color Body

**HARDLINE**  
Grés Porcelanato Vidrado  
Glazed Porcelain Tiles

**Revestimento Pasta Branca**  
White Body Wall Tiles

**Pavimento Grés Vidrado Pasta Branca**  
Glazed White Body Floor Tiles

**Decor em Rede**  
Decor on Mesh

**Rectificado**  
Rectified

**Brilho**  
Glossy

**8,5 mm**  
Espessura  
Thickness

**Pré-Corte**  
Pre-Cut

**Resistência à Abrasão**  
Abrasion Resistance

**R10**  
Resistência ao Escorregamento  
Anti-Slip Resistance

**V3**  
Destonificação  
Shading Variations

**PTV > 36**  
Baixo Risco de Escorregamento  
Low Slip Potential

**€/m²**  
Preço €/m²  
Price €/sqm

**STOCK OFF**  
Stock Off





A DOMINÓ reserva o direito de anular ou modificar o desenho de qualquer um dos modelos que se apresentam neste catálogo. Este catálogo substitui e anula as edições anteriores (data na contra-capas).

DOMINÓ reserves the right to cancel or change the design in any or all of the models here enclosed. This catalogue substitutes and cancels all previous catalogues (date on back cover).



União Europeia  
Programa Operacional Regional  
de Desenvolvimento Regional







