

Colorker®



Time to inspire*

Time to inspire[♦]





Innovación en nuestro ADN

La investigación para la mejora continua de productos, sistemas de instalación, procesos y, en definitiva, de todos los aspectos de nuestras áreas de trabajo, es un factor imprescindible para competir en un mundo globalizado.

El espíritu innovador está presente en todos nuestros departamentos.

Research to continuously improve products, installation systems, processes and, in short, all aspects of our work, are crucial factors for competing in a globalised world.

The innovative spirit is present in all our departments.

Colorker®



Industria 4.0

Colorker Group es pionera en el sector cerámico en la implantación de un sistema de industria 4.0. Nos encontramos inmersos en el Proyecto CEBRA (CEramic BRAin) junto con el Instituto de Tecnología Cerámica (ITC) gracias a la financiación pública cedida por el IVACE.

El objetivo del proyecto es crear un sistema que permita convertir nuestra planta de producción cerámica tradicional en una industria 4.0 de producción inteligente.

Para ello, se ha desarrollado un software de gestión MOM (Manufacturing Operations Management) junto con habilitadores digitales como el Big Data, IoT (Internet of Things) o Machine Learning, que integrará todos los sistemas de la fábrica, consolidando así en un único punto todos los datos relevantes.

Con industria 4.0 fomentamos la Inteligencia Colaborativa, recabando y analizando datos de una mejor manera y transformándolos en información precisa, aplicable y en tiempo real, lo que permite decisiones comerciales más acertadas y rápidas.

Con este nuevo concepto de industria somos cada vez más capaces, no solo de resolver los problemas con mayor rapidez, sino también de optimizar la innovación. Algo que sin duda contribuye a mejorar la productividad y la calidad, ayudando con ello a satisfacer la demanda de forma más precisa y rentable.

Colorker Group is at the forefront in the ceramic sector in the implementation of an industry 4.0 system. We are currently immersed in Project CEBRA (CEramic BRAin) in collaboration with the Institute of Ceramic Technology (ITC) thanks to public funding granted by the Valencian Institute of Business Competitiveness (IVACE).

The aim of the project is to create a system that will enable us to transform our traditional ceramic production plant into an industry 4.0 smart manufacturing facility.

To achieve this, MOM software has been developed (Manufacturing Operations Management) together with digital enabling tools such as Big Data, IoT (Internet of Things) or Machine Learning, which will integrate all the systems in the factory, consolidating all relevant data in one location.

With industry 4.0 we promote Collaborative Intelligence, gathering and analysing data more optimally and transforming it into accurate, applicable information in real time, which facilitates better, faster commercial decision-making.

This new industry concept makes us increasingly capable, not just of solving problems faster, but also of optimising innovation. Without a doubt, this contributes to enhanced productivity and quality and helps meet demand more precisely and profitably.



PRODUCTO INTELIGENTE



Obtenemos un producto final de máxima calidad y garantía.

We achieve end products of the highest quality.



Fieles a la Industria 4.0, cada pieza dispone de su propio código QR. Gracias a ello, podemos conocer en cualquier momento los datos de fabricación de cada una de las piezas, consiguiendo una total trazabilidad, además de una optimización y mejora continua de los procesos.

True to the Industry 4.0, each part has its own QR code. As a result of this, we can find out the manufacturing data of each of the parts at any time, which provides us with comprehensive traceability and enables the processes to be continually optimised and improved.



Reduce el tiempo de fabricación y comercialización de los nuevos productos, lo que se conoce como Time to Market.


We save on product manufacturing and commercialisation time, i.e. Time to Market.



Cultura de empresa

COLORKER se distingue por ser un lugar de trabajo en el que las personas desarrollan su actividad en un ambiente cercano y profesional, comprometido y dinámico, exigente y colaborativo.


COLORKER stands out as a workplace where people develop their activity in a tight-knit and professional atmosphere, one that is committed and dynamic, demanding and collaborative.



Misión

Trabajamos para ofrecer soluciones cerámicas de calidad, de una forma dinámica y próxima al cliente, a través de diferentes enseñas comerciales, con orientación internacional y con dos premisas, posicionamiento y valor.

We work to offer quality ceramic solutions, in a way that is dynamic and close to the client, through different commercial brands, with an international outlook and based on two premises: positioning and value.



Visión

Ser referente en el sector cerámico a través de la excelencia de todos los procesos que integran nuestra cadena de trabajo, generando siempre valor con el fin de satisfacer de forma sostenible a todos los grupos de interés.

To be a benchmark in the ceramic sector through excellence in all processes integrating our work chain, always generating value in order to sustainably cater for all stakeholders.



VALORES



Calidad integral en la
orientación al cliente

Total quality in customer
focus



Ética, profesionalidad
y trabajo en equipo

Ethics,
professionalism and
teamwork



Mejora continua y alto
nivel de exigencia

Continuous improvement
and high standards

Una mirada diferente

En 1987 Colorker nació de la mano de un grupo de emprendedores provenientes de la industria cerámica que compartía un mismo propósito: crear productos cerámicos que despertaran emociones. Años después, Colorker ha evolucionado y expandido su visión, convirtiéndose en Colorker Group, un grupo empresarial que actualmente apuesta por mantenerse a la vanguardia de la creatividad y la tecnología.

Colorker was founded in 1987 by a group of ceramic industry entrepreneurs sharing a common goal: to create ceramic products capable of evoking emotions. Years later, Colorker has evolved and expanded its vision, becoming the Colorker Group, a business group that is currently committed to staying at the forefront of creativity and technology.

NUESTROS 3 PILARES



#INSPIRACIÓN

Generamos productos que inspiran y desarrollan el potencial de otros proyectos.

We generate products that inspire and develop other projects' potential.



#VANGUARDIA

Tenemos siempre un pie en el futuro. En nuestros procesos, tecnología, cultura de empresa y forma de entender la industria.

We always have one foot in the future. Our processes feature technology, business culture and the way of understanding the industry.



#CONEXIÓN

Conectamos con empresas y talentos. Establecemos alianzas y sinergias. Escuchamos activamente e interiorizamos la visión de cada persona.

We connect with companies and talent. We establish alliances and synergies. We actively listen and we take in each person's vision.

Creatividad e innovación

El futuro cerámico no es qué, es cómo. Por eso apostamos por la innovación en nuestros sistemas de instalación, procesos y áreas de trabajo para alcanzar los mayores estándares de calidad.


Fruto de este afán continuo de mejora, Colorker Group expande sus límites. Además de Colorker, cuenta con su marca ZYX, una nueva puerta a la innovación y siempre con la creatividad como estandarte.

The future of ceramics is not what, it is how. That is why we are committed to innovation in our installation systems, processes and work areas to attain the highest quality standards.

As a result of this constant desire for improvement, Colorker Group broadens its boundaries. Besides Colorker, you can find its brand ZYX, a new gateway to innovation with creativity as its touchstone.

COLORKER™
GROUP

Colorker® ZYX®



Un espacio para nuevas ideas

Colorker Group es en la actualidad una puerta abierta a la experimentación. Poseemos una mente joven pero experta. Sin renunciar a nuestro pasado, pero con una experiencia acumulada, nos reinventamos constantemente con una fuerte vocación internacional.

The Colorker Group is currently an open door for experimentation. Our brain power is young but expert. Without turning our backs on our past, but rather with the benefit of our accumulated experience, we are reinventing ourselves constantly with a strong international vocation.

Somos adictos a la naturaleza

Estamos comprometidos con nuestro entorno y el futuro de nuestro planeta. Es por ello, que la reducción del impacto medioambiental de nuestra actividad va más allá de nuestras propias instalaciones, diseñando productos que contribuyen a reducir el consumo energético.

Estas son algunas de las áreas en las que incide nuestro Plan de Gestión Ambiental, el cual nos ha permitido obtener las diferentes certificaciones medioambientales que convierten a Colorker Group en una empresa respetuosa con el medioambiente, que trabaja para reducir al mínimo su impronta ambiental.

We are committed to our environment and the future of our planet. This is why reducing the environmental impact of our activity goes beyond our own walls into designing products that contribute to reducing energy consumption.

These are some of the areas covered by our Environmental Management Plan, which has enabled us to obtain the different environmental certifications that stand to the Colorker Group as an environmentally-friendly business working to reduce its environmental impact to the minimum.

CERTIFICACIONES AMBIENTALES *Environmental certifications*



OTRAS CERTIFICACIONES COLORKER GROUP *Other colorker group certifications*



UCRANIA
CERTIFICATION



Artículos con certificación EUPEC
EUPEC certification products



ÍNDICE GENERAL

GENERAL INDEX

ÍNDICE GENERAL 12
GENERAL INDEX

ÍNDICE ALFABÉTICO 14
ALPHABETIC INDEX

ÍNDICE POR FORMATO 16
INDEX BY SIZE

USO DEL CATÁLOGO 18
USE OF THE CATALOGUE

MADERAS 20
WOODS

Packing Maderas 22
Packing woods

Aoki 25
Porcelain tiles

Boreal 31
Porcelain tiles

Century 35
Porcelain tiles

Colonial 41
Porcelain tiles

Columbia 47
Porcelain tiles

Deck 51
Porcelain tiles

Hamilton 55
Porcelain tiles

Kaira 63
Porcelain tiles

Lakeview 69
Porcelain tiles

Linnear 75
White body tiles

Mistral 79
Porcelain tiles

Montana 83
Porcelain tiles

Norden 89
Porcelain tiles

Retro 93
Porcelain tiles

Tangram 97
White body tiles

Woodsense 101
Porcelain tile

MÁRMOLES 106
MARBLES

Packing mármoles 108
Packing marbles

Calacatta Gold 111
Porcelain & White body tiles

Coliseum 121
White Body & Porcelain tiles

Da Vinci 125
Porcelain & White body tiles

Elyseum 133
Porcelain & White body tiles

Insignia 141
Porcelain & White body tiles

Invictus 149
Porcelain tiles

Kristalus 153
Porcelain & White body tiles

Lincoln 167
Porcelain & White body tiles

Mistery 169
Porcelain tiles

Odyssey 171
Porcelain & White body tiles

Quorum 177
White Body & Porcelain tiles

Sky 181
Porcelain & White body tiles

Spectrum 193
Porcelain & White body tiles

Travertine Stone 201
White Body & Porcelain tiles

PIEDRAS 204
STONES

Packing piedras 206
Packing stones

Backstage 209
White Body & Porcelain tiles

Desert Dune 213
White Body & Porcelain tiles

Giant 215
Porcelain tiles

Horizon 223
Porcelain tiles

Hudson 233
Porcelain tiles

Kainos 241
Porcelain tiles

Kawaii 247
White Body & Porcelain tiles

Liberty 251
Porcelain tiles

Lithos 259
White Body & Porcelain tiles

Loira 263
Porcelain tiles

Madison 267
Porcelain tiles

Maldives 275
White Body & Porcelain tiles

Meribel 279
Porcelain tiles

Moments 285
White Body & Porcelain tiles

Native 295
Porcelain tiles

Neolitick 307
White Body & Porcelain tiles

New Age 313
White Body & Porcelain tiles

Nomade 317
Porcelain tiles

Pizarra 329
Porcelain tiles

Privilege 331
White Body & Porcelain tiles

Rockland 339
White Body & Porcelain tiles

Stown 345
White Body & Porcelain tiles

Takara 349
Porcelain tiles

Verona 359
White Body & Porcelain tiles

Zen Stone 367
Porcelain tiles

CEMENTOS 370
CEMENTS

Packing cementos 372
Packing cements

Activ 375
White Body & Porcelain tiles

Aston 379
White Body & Porcelain tiles

Atelier White Body & Porcelain tiles	387
Bloom White Body & Porcelain tiles	391
Boxer Porcelain tiles	397
Concept White Body & Porcelain tiles	403
Discovery Porcelain tiles	407
District White Body & Porcelain tiles	413
Diverso Porcelain tiles	417
Evidence Porcelain tiles	425
Hit White Body & Porcelain tiles	431
Memento White Body & Porcelain tiles	435
Memory White Body & Porcelain tiles	439
Uniq White body tiles	445
Universe Porcelain & White body tiles	451
Urban Mix White Body & Porcelain tiles	457

COTTO & METAL 460

COTTO & METAL

Packing Metal Packing colours	462
Brooklyn Porcelain tiles	465
Cottage Porcelain tiles	471

COLORES 472

COLOURS

Packing Colores Packing colours	474
Deckó White Body tiles	477
Edda White Body tiles	479
Ikon White boy & Porcelain tiles	483

Impulse Porcelain & White body tiles	487
Pulsar White body tiles	495
Touch White body tiles	499

BLANCOS & Co 502

WHITES & Co

Packing Blancos & Co Packing whites & Co	504
Alaska White Body tiles	507
Andes & Austral White Body tiles	509
Arty White Body tiles	515
Avalon & Carnaby White Body tiles	521
Magna White Body tiles	523
Pulsar White Body tiles	527
& CO. White Body tiles	531

DUPLO 20mm 532

Packing DUPLO	533
Boxer Porcelain tiles	535
Code 62 Porcelain tiles	537
Cottage Porcelain tiles	539
Hamilton Porcelain tiles	541
Horizon Porcelain tiles	543
Kainos Porcelain tiles	545
Madison Porcelain tiles	547
Nomade Porcelain tiles	549
Solid Porcelain tiles	551

Universe Porcelain tiles	553
Zen Stone Porcelain tiles	555

INFORMACIÓN TÉCNICA 556

TECHNICAL INFORMATION

Características técnicas Technical features	557
Consejos de colocación Advise of laying	558

PACKING 562

PACKING LIST

Packing MADERAS / Woods	22
Packing MÁRMOLES / Marbles	108
Packing PIEDRAS / Stones	206
Packing CEMENTOS / Cements	372
Packing COTTO & METAL	462
Packing COLORES / Colors	474
Packing BLANCOS / Whites	504
Packing DUPLO 20mm	533

PRODUCTOS RECOMENDADOS 572

RECOMMENDED PRODUCTS

ÍNDICE ALFABÉTICO

ALPHABETICAL INDEX

A	Activ	375	Columbia	47	Flynn	259						
	Alaska	507		Comet		515	Fontana Mix	360				
	Alter	177		Concept		403	Forma	493				
	Andes	509		Cottage		471	Framing	439				
	Aoki	25		Craft		431	G	Giant	215			
	Ares	146		Crater		435		Graphic	167			
	Artisan	267		Crossline		425		H	Hamilton	55		
	Artist	389		Cubic Mix		414			Hammer	339		
	Artstone	241		Custom		308			Harvey	379		
	Artwork	403		D		Dandelion			479	Hexa Liberty	251	
	Arty	515				Da Vinci			125	Hexa Native	295	
	Aston	379				Deck			51	Hit	431	
	Atelier	387				Deckó			477	Holos	241	
	Austral	509				Desert Dune			213	Hop Mix	285	
	Avalon	521				Dinasty			121	Horizon	223	
	AvantCold	309				Discovery			407	Hudson	233	
	AvantLight	307				Discreet			336	I	Ikon	483
	AvantWarm	311				District			413		Impulse	487
	B	Backstage				209			Diversity		339	Indiana
Balance		499	Diverso		417	Inedit			495			
Bekko Mix		435	Drums Mix		209	Insignia			141			
Bellagio		115	Duna		509	Invictus			149			
Belly		445	E		Echo	259			Ion		141	
Belly Colours		445			Edda	479	Iris Gold		111			
Bistro		531			Edison	451	J		Jali		141	
Bloom		391			Elba	125		Jungle	177			
Blow		251			Elegant	336		K	Kainos		241	
Boreal		31			Ellis	376			Kaira		63	
Botania		359		Elyseum	133	Kawaii			247			
Boxer		397		Empire	121	Keen			391			
Brave		483		Enigma	523	Keops			181			
Breeze		479		Era Gold	111	Kristalus			153			
Brooklyn		465		Essence	509	Kube			513			
C		Calacatta Gold		111	Estratos	241			Kubic		509	
		Calma		509	Eternity	153			Kyoto		515	
		Carnaby		521	Etro Mix	153			L	LaBelle	531	
		Century		35	Evan	387				Lagoon	223	
	Code	445		Evidence	425	Lagoon Mix				223		
	Code 62	537		Evo	490	Lakeview				69		
	Coliseum	121		F	Faces	407				Lenox	515	
	Colonial	41			Fields	313				Liberty	251	

	Lincoln	167
	Line	376
	Linnear	75
	Lithos	259
	Loira	263
	Luck	355
	Lumen	391
M	Madison	267
	Magna	523
	Maldives	275
	Match	387
	Matica	285
	Memento	435
	Memory	439
	Meribel	279
	Mistery	169
	Mistral	79
	Mitchell Mix	181
	Mix Cube	376
	Moments	285
	Monet	493
	Montana	83
	Munna	193
	Mureto	201
N	Nácar	202
	Nara	247
	Native	295
	Neo	259
	Neolitick	307
	Net	267
	New Age	313
	Nomade	317
	Norden	89
	Nova	417
	Numme	431
O	Odyssey	171
	Oneida	233
P	Paralelo	318
	Patchwork	345
	Perseus	133
	Petra	202

	Pixel	479
	Pizarra	329
	Poetry	442
	Privilege	331
	Pulsar	495
Q	Quorum	177
R	Retro	93
	Rigel	133
	Rock	209
	Rockland	339
S	Scale	509
	Scandal	523
	Sea	275
	Sekos	141
	Sense	307
	Share	403
	Sindara	484
	Sky	181
	Soft	41
	Solid	551
	Spectrum	193
	Stown	345
	Strip	403
	Summit	331
	Surface	346
T	Takara	349
	Tangram	97
	The Way	376
	Top	267
	Torsade	414
	Touch	499
	Town	414
	Tradition	414
	Trapeze	417
	Travertine Stone	201
	Trento	125
	Trevi	115
	Tribute	177
U	Uniq	445
	Universe	451
	Unlimited	173

	Urban Mix	457
V	Valiant	173
	Veneto	359
	Verona	359
	Versys	331
	Volia	487
W	Wili	485
	Window	167
	Windtic	339
	Windy	388
	Woodsense	101
Y	Yaras	376
	Yugen Mix	247
Z	Zen Stone	367

ÍNDICE POR FORMATO

INDEX BY SIZE

PORCELÁNICO

PORCELAIN TILES

Formato Cuadrado

Square Shape



120 x 120 ^R Ecco	
Calacatta Gold	111
Da Vinci	125
Elyseum	133
Kristalus	153
Sky	181

90 x 90 ^R	
Boxer	397
Discovery	407
Diverso	417
Kainos	241
Liberty	251
Native	295
Nomade	317
Takara	349



90 x 90 ^R Duplo	
Boxer	535

75 x 75 ^R	
Brooklyn	465
Diverso	417
Memento	435



60 x 60 ^R Duplo	
Code 62	537
Cottage	539
Kainos	545
Madison	547
Nomade	549
Solid	551
Zen Stone	555



60 x 60 ^R Nawan	
Invictus	149
Odyssey	171

60 x 60	
Cottage	471
Evidence	425

59,5 x 59,5^R

Aston	379
Atelier	387
Backstage	209
Boxer	397
Calacatta Gold	111
Coliseum	121
Concept	403
Da Vinci	125
Discovery	407
Diverso	417
Elyseum	133
Hit	431
Hudson	233
Impulse	487
Insignia	141
Kainos	241
Kawaii	247
Kristalus	153
Liberty	251
Lincoln	167
Madison	267
Moments	285
Neolitick	307
Odyssey	171
Privilege	331
Quorum	177
Rockland	339
Sky	181
Spectrum	193
Universe	451

45 x 45	
Activ	375
Bloom	391
Desert Dune	213
District	413
Ikon	483
Insignia	141
Lithos	259
Stown	345
Travertine Stone	201
Urban Mix	457

44,5 x 44,5 ^R	
New Age	313

Formato Rectangular

Rectangular Shape

75 x 150 ^R	
Diverso	417
Nomade	317

ecco

60 x 120 ^R Ecco	
Calacatta Gold	111
Da Vinci	125
Elyseum	133
Kristalus	153
Sky	181



60 x 120 ^R Duplo	
Universe	553
Horizon	543

59,5 x 119,2 ^R	
Brooklyn	465
Horizon	223
Hudson	233
Insignia	141
Liberty	251
Madison	267
Native	295
Nomade	317
Kainos	241
Universe	451



60 x 120 ^R Nawan	
Insignia	141
Invictus	149
Mistery	169
Odyssey	171
Spectrum	193

30 x 60	
Evidence	425
Zen Stone	367

29,5 x 59,5 ^R	
Discovery	407
Diverso	417
Horizon	223
Hudson	233
Kainos	241
Liberty	251
Madison	267
Nomade	317
Pizarra	329

Formato Lama

Slat Shape

**30 x 120^R Duplo**

Hamilton 541

25 x 150^R

Aoki 25
 Century 35
 Kaira 63
 Woodsense 101

23 x 120

Hamilton 55
 Lakeview 69

21,8 x 84

Boreal 31
 Columbia 47
 Deck 51
 Mistral 79
 Norden 89
 Retro 93

19,5 x 119,2^C

Colonial 41
 Montana 83

Formato Modular

Modular Concept

**44 x 66 / 44 x 44 / 22 x 44 / 22 x 22**

Giant 215
 Loira 263
 Meribel 279

PASTA BLANCA

WHITE BODY TILES

**39,6 x 119,2^R**

Alaska 507
 Andes 509
 Austral 509
 Calacatta Gold 111
 Magna 523
 Memento 435
 Memory 439
 Privilege 331

31,6 x 100^R

Andes 509
 Austral 509
 Atelier 387
 Bloom 391
 Calacatta Gold 111
 Coliseum 121
 Da Vinci 125
 Elyseum 133
 Impulse 487
 Insignia 141
 Kawaii 247
 Kristalus 153
 Lincoln 167
 Linnear 75
 Maldives 275
 Moments 285
 Neolitick 307
 Odyssey 171
 Pulsar 495
 Quorum 177
 Sky 181
 Spectrum 193
 Tangram 97
 Universe 451
 Verona 359

29,5 x 90^R

Andes 509
 Arty 515
 Austral 509
 Backstage 209
 Hit 431
 Rockland 339

30,5 x 60,5

Andes 509
 Austral 509
 Bistro 531
 Desert Dune 213
 Edda 479
 Insignia 141

29,5 x 59,5^R

Andes 509
 Aston 379
 Austral 509
 Bistro 531
 Concept 403
 Ikon 483
 Linnear 75
 Moments 285
 Neolitick 307
 New Age 313
 Rockland 339
 Uniq 445
 Universe 451

25 x 75

Andes 509
 Austral 509
 Bloom 391
 District 413
 Impulse 487
 Labelle 531
 Stown 345

25 x 40

Activ 375
 Avalon 521
 Carnaby 521
 Deckó 477
 Ikon 483
 Lithos 259
 Touch 499
 Travertine Stone 201
 Urban Mix 457

USO DEL CATÁLOGO

USE OF THE CATALOGUE

La reproducción de los colores es aproximada debido a los sistemas de impresión. Los códigos de precios y las referencias deben verificarse ya que pueden haber errores tipográficos. El fabricante se reserva el derecho de modificar las características del packing según las condiciones del pedido.

Given the printing systems in use, the colours reproduced herein are roughly equivalent to actual ones. Price code and product codes should be checked since there be typographical errors. The manufacturer reserves the right to modify the characteristics as per the terms and conditions of the order.

Ejemplo de página
Example of page



Variación cromática Shade variation



V1
Uniforme
Uniform



V2
Variación leve
Slight variation



V3
Variación media
Moderate variation



V4
Variación alta
Strong variation

¿QUÉ SIGNIFICA V1, V2, V3, V4?

Indica el nivel de destonificación de la colección. Indica la variedad de tonalidades –entendida como riqueza de colores– que una misma pieza puede experimentar. Se establece una escala del 1 al 4, en la que 1 (V1) indica poca o nula destonificación (uniforme); 2 (V2), una destonificación leve; 3 (V3) destonificación media; y 4 (V4), destonificación alta.

WHAT DOES V1, V2, V3, V4 MEAN?

Indicates the degree of shade variation in the collection. Indicates the variety of tones –understood as the richness of colours– that one same piece can have. The scale goes from 1 to 4, in which 1 (V1) indicates little or no shade variation (even); 2 (V2), a slight shade variation; 3 (V3) medium shade variation; and, 4 (V4) high shade variation.

Variación gráfica Graphic variation



G1
Uniforme
Uniform



G2
Variación leve
Slight variation



G3
Variación media
Moderate variation



G4
Variación alta
Strong variation

¿QUÉ SIGNIFICA G1, G2, G3, G4?

Indica el nivel de variación gráfica –entendida como diversidad de diseños– dentro de la misma colección y puede diferir, asimismo, según el formato. Se establece una escala del 1 al 4, en la que 1 (G1) indica poca o nula variedad gráfica (uniforme); 2 (G2), una variedad leve; 3 (G3) variedad media; y 4 (G4), variedad alta.

WHAT DOES G1, G2, G3, G4 MEAN?

Indicates the degree of graphic variation –understood as the diversity of designs– within the same collection and it can also vary depending on the format. The scale goes from 1 to 4, where 1 (G1) indicates little or no graphic variation (even); 2 (G2), slight graphic variation; 3 (G3) medium graphic variation; and, 4 (G4) high graphic variation.

Iconos descriptivos Descriptive icons

P Porcelánico
Porcelain

F Pavimento *Floor tiles*

G Brillo
Gloss

D Acabado pulido
Polished finish

R Relieve
Relief

W_b Pasta blanca
White body

W Revestimiento
Wall tiles

M Mate
Matt

N Nacarado
Pearly Sheen

DUPLO
20 mm de espesor
Thickness 20 mm

NAPAN
Pulido
Polished

THINCK
6,5 mm de espesor
Thickness 6,5 mm

eoco
Pulido
Polished

modular
concept
Cerámica modular
Modular tiles

C Calibratto
Calibrated tile

GRIP+
Antideslizante
agradable al tacto
Grip finish that
offers a pleasant
touch

PM
Combinación perfecta
Perfect Match

LC
Colecciones enlazadas
Link Collections

Nombre de la colección
Name of the collection

Índice y paginación
Index and pagination

BOREAL

Parquetas lino - 25
Boreal

Oak



21,8 x 04 / 0,58" x 33,1" 215642 M70
21,8 x 04 Grip R11 / 0,58" x 33,1" 215646 M70



MOSAICO
30 x 30 / 11,8" x 11,8" 215139 M85

Noce



21,8 x 04 / 0,58" x 33,1" 215642 M70
21,8 x 04 Grip R11 / 0,58" x 33,1" 215647 M70



MOSAICO
30 x 30 / 11,8" x 11,8" 215140 M85

Mix



MOSAICO MIX C
30 x 30 / 11,8" x 11,8" 215602 M85
Cotton + Oak + Noce



Características
particulares
Specific features

ESPESOR (MM)
Thickness

6,5

DESIZAJEMENTO
Coefficient of friction

NATURAL R90 / B / CLASE 1
Grip R11 / C / CLASE 3

VARIACIÓN CROMÁTICA
Colour variation

LEVE
Light

VARIACIÓN GRÁFICA
Graphic variation

LEVE
Light

Piezas
Special pieces



ROMBO REMARCA
21,8 x 04 / 0,58" x 33,1" P45



INTEGRAL
21,8 x 04 / 0,58" x 33,1" P45



ÁNGULO INTEGRAL
21,8 x 04 / 0,58" x 33,1" P46



RECTÁNGULO 30 x 60 / 11,8" x 23,6"
Oak 215727 C88
Noce 215728 C88

Piezas especiales
Special pieces

Espe
Thickness

Deslizamiento
Coefficient of friction

Medidas
Sizes

Códigos
Codes

Precios
Prices

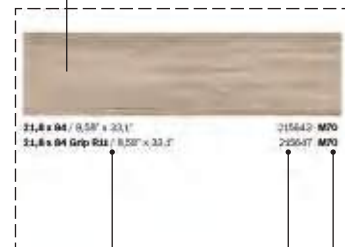
M Precio por m²
Price per m²

P Precio por pieza
Price per piece


C Precio por caja
Price per box

Si incluye (x)^R
es rectificado
Rectified

Si incluye (x)^C
es calibrado
Calibrated



21,8 x 04 / 0,58" x 33,1" 215642 M70
21,8 x 04 Grip R11 / 0,58" x 33,1" 215647 M70



CAMEL
Hamilton

NEW

MAPLE
Aoki

NEW

NATURAL
Norden

HONEY
Century

OAK
Century

NATURAL
Lakeview

NEW

OAK
Boreal

NATURAL
Century

HONEY
Columbia

NEW

CEDAR
Mistral

NATURAL
Woodsense

NUT
Linnear

MAPLE
Hamilton

NEW

NATURAL
Tamgram

NATURAL
Colonial

NATURE
Retro

NATURAL
Linnear

OAK
Woodsense

WALNUT
Tangram

BONE
Lakeview

NEW

FIR
Mistral

NOCE
Boreal

MAPLE
Kaira

NEW

NATURAL
Montana

NATURAL
Columbia

OLIVE
Linnear

NEW

WHITE
Aoki

NEW

WHITE
Norden

WHITE
Montana

WHITE
Woodsense

SILVER
Boreal

OLIVE
Mistral

SHADOW
Colonial

WHITE
Columbia

NEW

COTTON
Boreal

WHITE
Linnear


ASH
Mistral

SMOKE
Boreal

GREY
Norden

SILVER
Deck

NEW



Maderas

WOODS

- 25 AOKI
Porcelain tiles
- 31 BOREAL
Porcelain tiles
- 35 CENTURY
Porcelain tiles
- 41 COLONIAL
Porcelain tiles
- 47 COLUMBIA
Porcelain tiles
- 51 DECK
Porcelain tiles
- 55 HAMILTON
Porcelain tiles
- 63 KAIRA
Porcelain tiles
- 69 LAKEVIEW
Porcelain tiles
- 75 LINNEAR
White body tiles
- 79 MISTRAL
Porcelain tiles
- 83 MONTANA
Porcelain tiles
- 89 NORDEN
Porcelain tiles
- 93 RETRO
Porcelain tiles
- 97 TANGRAM
White body tiles
- 101 WOODSENSE
Porcelain tiles



		MADERAS						
		WOODS	PIEZAS CAJA	KG. CAJA	M² CAJA	CAJA EUROPALET	KG. EUROPALET	M² EUROPALET
			PIECES BOX	KG. BOX	S.Q.M. BOX	BOX EUROPALLET	KG. EUROPALLET	S.Q.M. EUROPALLET
P	BASES	30 x 120 Duplo	2	37,60	0,72	30	1142,00	21,60
		25 x 150	3	25,95	1,13	54	1404	61,02
		23 x 120	6	30,90	1,66	42	1319,30	69,72
		19,5 x 119,2	5	22,96	1,16	42	985,82	48,72
		21,8 x 84	7	24,64	1,28	48	1197,72	61,44
	RODAPIÉS	10 x 60	15	18,74	0,90	64	1199,36	57,60
		10 x 59,5	15	18,54	0,89	64	1186,56	56,96
		8 x 45	28	17,86	1,01	70	1250,2	70,70
	PELDAÑO	33 x 120	2	23,64	0,79	11	260,04	8,69
	MOSAICO	30 x 30	11	19,82	1	30	594,6	30
	LOSETA	30 x 39,5	6	15,62	0,72	36	562,32	25,92
	Retro	19,8 x 40	10	16,42	0,80	36	591,12	28,80
	TESELA	30 x 30	11	22,17	1	30	665,1	30
W ₂		31,6 x 100	5	26,89	1,58	42	1154,38	66,36
		29,5 x 59,5	7	20,19	1,23	32	660,08	39,36



NEW

AOKI

ESPEJOR (MM)
Thickness

11

DESIZAMIENTO
Coefficient of friction

R10 / B / CLASE 1

VARIACIÓN CROMÁTICA
Colour variation



LEVE
Slight

VARIACIÓN GRÁFICA
Graphic variation



MEDIA
Moderate

White



25 x 150^R / 9,84" x 59,1"

225097 | M87



MOSAICO

30 x 30 / 11,8" x 11,8"

225106 | M83



CENEFA FÁCIL
Easy frieze

Mix



MOSAICO MIX

30 x 30 / 11,8" x 11,8"

225110 | M83



RODAPIÉ

10 x 60 / 3,94" x 23,6"

225111 | C69



White 25 x 150^R



White 25 x 150^R

Maple



25 x 150^R / 9,84" x 59,1"

225099 | **M87**



MOSAICO

30 x 30 / 11,8" x 11,8"

225108 | **M83**



CENEFA FÁCIL
Easy frieze



RODAPIÉ

10 x 60 / 3,94" x 23,6"

225113 | **C69**



 Maple 25 x 150^R


 Maple 25 x 150^R

Natural



25 x 150^R / 9,84" x 59,1"

225098 M87



MOSAICO

30 x 30 / 11,8" x 11,8"

225107 M83



CENEFA FÁCIL
Easy frieze

Mix



MOSAICO MIX

30 x 30 / 11,8" x 11,8"

225110 M83



RODAPIÉ

10 x 60 / 3,94" x 23,6"

225112 C69





Natural 25 x 150^R



Natural 25 x 150^R



 Coffee 25 x 150^R

 Coffee 25 x 150^R

Coffee



25 x 150^R / 9,84" x 59,1"

225100 | M87



MOSAICO

30 x 30 / 11,8" x 11,8"

225109 | M83



Mix



MOSAICO MIX

30 x 30 / 11,8" x 11,8"

225110 | M83



RODAPIÉ

10 x 60 / 3,94" x 23,6"

225114 | C69



Coffee 25 x 150^R



BOREAL

ESPESOR (MM)
Thickness

8,8

DESLIZAMIENTO
Coefficient of friction

NATURAL: R10 / B / CLASE 1

GRIP: R11 / C / CLASE 3

VARIACIÓN CROMÁTICA
Colour variation




LEVE
Slight

VARIACIÓN GRÁFICA
Graphic variation



LEVE
Slight

 Oak 21,8 x 84

Oak



21,8 x 84 / 8,58" x 33,1"
21,8 x 84 Grip / 8,58" x 33,1"

215642 **M70**
 215646 **M70**



MOSAICO
30 x 30 / 11,8" x 11,8" 216139 **M83**

Noce



21,8 x 84 / 8,58" x 33,1"
21,8 x 84 Grip / 8,58" x 33,1"

215643 **M70**
 215647 **M70**



MOSAICO
30 x 30 / 11,8" x 11,8" 216140 **M83**

Mix



MOSAICO MIX C
30 x 30 / 11,8" x 11,8" 215902 **M83**
 Cotton + Oak + Noce



Peldaños
 Stair pieces



ROMO RANURA
21,8 x 84 / 8,58" x 33,1" **P45**



INTEGRAL
21,8 x 84 / 8,58" x 33,1" **P85**



ÁNGULO INTEGRAL
21,8 x 84 / 8,58" x 33,1" **P86**



RODAPIÉ 10 x 60 / 3,94" x 23,6"
Oak 215727 **C69**
Noce 215728 **C69**

Smoke



21,8 x 84 / 8,58" x 33,1"
21,8 x 84 Grip / 8,58" x 33,1"

215640 **M70**
 215644 **M70**



MOSAICO
30 x 30 / 11,8" x 11,8" 216141 **M83**

Mix



MOSAICO MIX F
30 x 30 / 11,8" x 11,8" 215903 **M83**
 Cotton + Silver + Smoke

Cotton



21,8 x 84 / 8,58" x 33,1"
21,8 x 84 Grip / 8,58" x 33,1"

215639 **M70**
 215917 **M70**



MOSAICO
30 x 30 / 11,8" x 11,8" 216138 **M83**




CENEFA FÁCIL
 Easy frieze

Silver



21,8 x 84 / 8,58" x 33,1"
21,8 x 84 Grip / 8,58" x 33,1"

215641 **M70**
 215645 **M70**

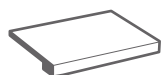


MOSAICO
30 x 30 / 11,8" x 11,8" 216142 **M83**

Peldaños Stair pieces



ROMO RANURA
21,8 x 84 / 8,58" x 33,1" **P45**



INTEGRAL
21,8 x 84 / 8,58" x 33,1" **P85**




ÁNGULO INTEGRAL
21,8 x 84 / 8,58" x 33,1" **P86**




RODAPIÉ 10 x 60 / 3,94" x 23,6"
Smoke 215725 **C69**
Cotton 215724 **C69**
Silver 215726 **C69**




 Smoke 21,8 x 84



 Cotton 21,8 x 84



 Silver 21,8 x 84



CENTURY

ESPESOR (MM)
Thickness

11

DESLIZAMIENTO
Coefficient of friction

R10 / B / CLASE 1

VARIACIÓN CROMÁTICA
Colour variation



LEVE
Slight

VARIACIÓN GRÁFICA
Graphic variation




MEDIA
Moderate

Natural



25 x 150^R / 9,84" x 59,1"

221989 | M87




MOSAICO

30 x 30 / 11,8" x 11,8" 222009 | M83



CENEFA FÁCIL
Easy frieze

Mix



MOSAICO MIX

30 x 30 / 11,8" x 11,8" 222013 | M83



RODAPIÉ

10 x 60 / 3,94" x 23,6" 222005 | C69



Impulse White 31,6 x 100^R
Century Natural 25 x 150^R
Tangram Natural 31,6 x 100^R
Century Natural 25 x 150^R




Honey



25 x 150^R / 9,84" x 59,1"

221990 | M87



MOSAICO


30 x 30 / 11,8" x 11,8" 222010 | M83



RODAPIÉ

10 x 60 / 3,94" x 23,6" 222006 | C69




 Honey 25 x 150^R

Oak



25 x 150^R / 9,84" x 59,1"

221992 | M87




MOSAICO

30 x 30 / 11,8" x 11,8" 222012 | M83



CENEFA FÁCIL
Easy frieze

Mix



MOSAICO MIX

30 x 30 / 11,8" x 11,8" 222013 | M83



RODAPIÉ

10 x 60 / 3,94" x 23,6" 222008 | C69



Century Oak 25 x 150^R



Zen Stone Dark Duplo 60 x 60^R

Brown



25 x 150^R / 9,84" x 59,1"

221991 | M87




MOSAICO

30 x 30 / 11,8" x 11,8" 222011 | M83



CENEFA FÁCIL
Easy frieze

Mix



MOSAICO MIX

30 x 30 / 11,8" x 11,8" 222013 | M83



RODAPIÉ

10 x 60 / 3,94" x 23,6" 222007 | C69




 Tangram Coffee 31,6 x 100^R

 Century Brown 25 x 150^R




Combinación perfecta
Perfect Match
CENTURY + TANGRAM



 Oak 25 x 150^R

COLONIAL



 Natural 19,5 x 119,2^c

ESPESOR (MM)
Thickness

9,2

DESLIZAMIENTO
Coefficient of friction

NATURAL: R10 / A / CLASE 1

GRIP+: R11 / C / CLASE 3

VARIACIÓN CROMÁTICA
Colour variation



V4

ALTA
Strong



V2

Soft finish

LEVE
Slight

VARIACIÓN GRÁFICA
Graphic variation



G4

ALTA
Strong



G3

Soft finish


MEDIA
Moderate

Natural



19,5 x 119,2^c / 7,68" x 46,9"
 19,5 x 119,2^c Grip + / 7,68" x 46,9"

221105 | M81
 221111 | M81



MOSAICO
 30 x 30 / 11,8" x 11,8" 220885 | M83



SOFT NATURAL
 19,5 x 119,2^c / 7,68" x 46,9"

221108 | M81



CENEFA FÁCIL
 Easy frieze

Peldaños
 Stair pieces



ROMO RANURA
 19,5x119,2/7,68"x46,9" | P51



INTEGRAL
 19,5x119,2/7,68"x46,9" | P88



ÁNGULO INTEGRAL
 19,5x119,2/7,68"x46,9" | P89



RODAPIÉ 10 x 59,5 / 3,94" x 23,4"
 Natural Soft 220824 | C69



Soft Natural 19,5 x 119,2^c

Shadow



19,5 x 119,2^c / 7,68" x 46,9"
19,5 x 119,2^c Grip + / 7,68" x 46,9"

221107 **M81**
 221113 **M81**



MOSAICO
30 x 30 / 11,8" x 11,8" 220887 **M83**



SOFT SHADOW
19,5 x 119,2^c / 7,68" x 46,9"

221110 **M81**



Peldaños Stair pieces



ROMO RANURA
19,5x119,2/7,68" x 46,9" **P51**



INTEGRAL
19,5x119,2/7,68" x 46,9" **P88**




ÁNGULO INTEGRAL
19,5x119,2/7,68" x 46,9" **P89**



RODAPIÉ 10 x 59,5 / 3,94" x 23,4"
Soft Shadow 220826 **C69**




 Shadow 19,5 x 119,2^c

Brown



19,5 x 119,2^c / 7,68" x 46,9"
19,5 x 119,2^c Grip + / 7,68" x 46,9"

221106 **M81**
 221112 **M81**



MOSAICO
30 x 30 / 11,8" x 11,8" 220886 **M83**



SOFT BROWN
19,5 x 119,2^c / 7,68" x 46,9"

221109 **M81**

Peldaños
 Stair pieces



ROMO RANURA
19,5x119,2/7,68"x46,9" **P51**



INTEGRAL
19,5x119,2/7,68"x46,9" **P88**



ÁNGULO INTEGRAL
19,5x119,2/7,68"x46,9" **P89**



RODAPIÉ 10 x 59,5 / 3,94" x 23,4"
Soft Brown 220825 **C69**



Soft Brown 19,5 x 119,2^c

Noce

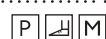


SOFT NOCE

19,5 x 119,2^c / 7,68" x 46,9"

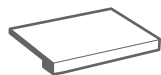
221228 | **M81**

Peldaños
Stair pieces



ROMO RANURA

19,5x119,2 / 7,68" x 46,9" | **P51**



INTEGRAL

19,5x119,2 / 7,68" x 46,9" | **P88**



ÁNGULO INTEGRAL

19,5x119,2 / 7,68" x 46,9" | **P89**



RODAPIÉ 10 x 59,5 / 3,94" x 23,4"

Soft Noce

221250 | **C69**



Soft Noce 19,5 x 119,2^c

VARIEDAD GRÁFICA / GRAPHIC VARIATION

27 CARAS / 27 FACES



Variación leve
Slight Variation

SOFT NATURAL 19,5 x 119,2°



Variación alta
Strong Variation

NATURAL 19,5 x 119,2°



Brown Grip + 19,5 x 119,2°

NEW

COLUMBIA



ESPESOR (MM)
Thickness

8,8

DESLIZAMIENTO
Coefficient of friction

NATURAL: **R10 / CLASE 1**

GRIP +: **R11 / C / CLASE 3**

VARIACIÓN CROMÁTICA
Colour variation



LEVE
Slight

VARIACIÓN GRÁFICA
Graphic variation



MEDIA
Moderate



Oak 21,8 x 84

White



21 x 84 / 8,58" x 33,1"

222222 | **M70**

Natural



21 x 84 / 8,58" x 33,1"

223980 | **M70**

21 x 84 Grip + / 8,58" x 33,1"

223979 | **M70**

Honey



21 x 84 / 8,58" x 33,1"

222220 | **M70**

21 x 84 Grip + / 8,58" x 33,1"

224053 | **M70**

Oak



21 x 84 / 8,58" x 33,1"

222221 | **M70**



White 21,8 x 84

Peldaños
Stair pieces



ROMO RANURA

21,8 x 84 / 8,58" x 33,1" | **P45**



INTEGRAL

21,8 x 84 / 8,58" x 33,1" | **P85**



ÁNGULO INTEGRAL

21,8 x 84 / 8,58" x 33,1" | **P86**



RODAPIÉ 10 x 60 / 3,94" x 23,6"

White 223997 | **C69**

Natural 223995 | **C69**

Honey 224052 | **C69**

Oak 223996 | **C69**





NEW

DECK

ESPEJOR (MM)
Thickness

8,8

DESIZAMIENTO
Coefficient of friction

GRIP +: R11 / C / CLASE 3

VARIACIÓN CROMÁTICA
Colour variation



LEVE
Slight

VARIACIÓN GRÁFICA
Graphic variation



MEDIA
Moderate

Natural



21 x 84 Grip + / 8,58" x 33,1"

224329 | M70



MOSAICO

30 x 30 / 11,8" x 11,8"

224748 | M83




Natural Grip + 21,8 x 84

Oak



21 x 84 Grip + / 8,58" x 33,1"

224330 | M70




MOSAICO

30 x 30 / 11,8" x 11,8"

224749 | M83

Silver



21 x 84 Grip + / 8,58" x 33,1"

224331 | M70



MOSAICO

30 x 30 / 11,8" x 11,8"

224750 | M83



MOSAICO MIX

30 x 30 / 11,8" x 11,8"

224747 | M83

Peldaños
Stair pieces



ROMO RANURA

21,8 x 84 / 8,58" x 33,1" | P45



INTEGRAL

21,8 x 84 / 8,58" x 33,1" | P85



ÁNGULO INTEGRAL

21,8 x 84 / 8,58" x 33,1" | P86




RODAPÍE 10 x 60 / 3,94" x 23,6"


Natural 224744 | C69



Oak 224745 | C69

Silver 224746 | C69



 Silver 21,8 x 84 Grip +



 Sky White 120 x 120^R
 Oak 21,8 x 84 Grip +




Natural 21,8 x 84 Grip +
Hudson White 29,5 x 59,5^R



Natural 21,8 x 84 Grip +

NEW

HAMILTON



Disponible
Available
pg.541

ESPESOR (MM)
Thickness

20
(30 x 120[®])

8,5
(23 x 120)

DESLIZAMIENTO
Coefficient of friction

NATURAL: **R9 / CLASE 1**

GRIP +: **R11 / C / CLASE 3**

DUPLO: **R11 / C / CLASE 3**

VARIACIÓN CROMÁTICA
Colour variation



MEDIA
Moderate

VARIACIÓN GRÁFICA
Graphic variation



MEDIA
Moderate

Maple



23 x 120 / 9,05" x 47,24"

223940 **M75**

23 x 120 Grip + / 9,05" x 47,24"

223943 **M75**

30 x 120^R Duplo Grip + / 11,8" x 47,24"

223977 **M86**



MOSAICO


30 x 30 / 11,8" x 11,8"

222922 **M83**



CENEFA FÁCIL
Easy frieze

Mix



MOSAICO MIX

30 x 30 / 11,8" x 11,8"

222923 **M83**



RODAPIÉ

10 x 60 / 3,94" x 23,6"

222918 **C69**



PELDAÑO

33 x 120 / 12,99" x 47,24 223975

Espesor / Thickness: 12 mm



Maple 23 x 120

Natural



23 x 120 / 9,05" x 47,24"

222912 **M75**

23 x 120 Grip + / 9,05" x 47,24"

222962 **M75**

30 x 120^R Duplo Grip + / 11,8" x 47,24"

223976 **M86**




MOSAICO

30 x 30 / 11,8" x 11,8"

222920 **M83**



CENEFA FÁCIL
Easy frieze



RODAPIÉ

10 x 60 / 3,94" x 23,6"

222916 **C69**



PELDAÑO

33 x 120 / 12,99" x 47,24 223973

Espesor / Thickness: 12 mm



Natural 23 x 120

Camel



23 x 120 / 9,05" x 47,24"

223938 **M75**

23 x 120 Grip + / 9,05" x 47,24"

223941 **M75**

30 x 120^R Duplo Grip + / 11,8" x 47,24"

224161 **M86**



MOSAICO


30 x 30 / 11,8" x 11,8"

222919 **M83**



CENEFA FÁCIL
Easy frieze

Mix



MOSAICO MIX

30 x 30 / 11,8" x 11,8"

222923 **M83**



RODAPIÉ

10 x 60 / 3,94" x 23,6"

222915 **C69**



PELDAÑO

33 x 120 / 12,99" x 47,24

223972

Espesor / Thickness: 12 mm



Camel 23 x 120

Camel Grip + 23 x 120



 Camel Grip + 23 x 120
Peldaño Camel 33 x 120



Ash



23 x 120 / 9,05" x 47,24"


223939 **M75**

23 x 120 Grip + / 9,05" x 47,24"

223942 **M75**

30 x 120^R Duplo Grip + / 11,8" x 47,24"

224160 **M86**



MOSAICO


30 x 30 / 11,8" x 11,8"

222921 **M83**



CENEFA FÁCIL
Easy frieze

Mix



MOSAICO MIX

30 x 30 / 11,8" x 11,8"

222923 **M83**



RODAPIÉ

10 x 60 / 3,94" x 23,6"

222917 **C69**



PELDAÑO


33 x 120 / 12,99" x 47,24 223974

Espesor / Thickness: 12 mm



Ash Duplo Grip + 30 x 120



 Ash 23 x 120



NEW

KAIRA

ESPESOR (MM)
Thickness

11

DESLIZAMIENTO
Coefficient of friction

R10 / B / CLASE 1

VARIACIÓN CROMÁTICA
Colour variation



LEVE
Slight

VARIACIÓN GRÁFICA
Graphic variation



MEDIA
Moderate

Maple



25 x 150^R / 9,84" x 59,1"

224549 | M87



MOSAICO

30 x 30 / 11,8" x 11,8" 224728 | M83



CENEFA FÁCIL
Easy frieze

Mix



MOSAICO MIX

30 x 30 / 11,8" x 11,8" 224729 | M83




RODAPIÉ


10 x 60 / 3,94" x 23,6" 224725 | C69



Maple 25 x 150^R



 Maple 25 x 150^R

 Maple 25 x 150^R




Honey



25 x 150^R / 9,84" x 59,1"

224548 | **M87**



MOSAICO

30 x 30 / 11,8" x 11,8" 224727 | **M83**



CENEFA FÁCIL
Easy frieze



RODAPIÉ

10 x 60 / 3,94" x 23,6" 224724 | **C69**



ZYX - GATSBY
Elegance / French Navy 14,8 x 14,8



Honey 25 x 150^R




Combinación perfecta
Perfect Match
KAIRA + GATSBY (ZYX)

Brown



25 x 150^R / 9,84" x 59,1"


224547 | M87



MOSAICO

30 x 30 / 11,8" x 11,8" 224726 | M83

Mix



MOSAICO MIX

30 x 30 / 11,8" x 11,8" 224729 | M83



RODAPIÉ

10 x 60 / 3,94" x 23,6" 224723 | C69



Da Vinci White 60 x 120^R



Brown 25 x 150^R



Combinación perfecta
Perfect Match
KAIRA + DA VINCI

NOVEDAD
NEW



NEW

LAKEVIEW

ESPESOR (MM)
Thickness

8,5

DESLIZAMIENTO
Coefficient of friction

NATURAL: R9 / CLASE 1

VARIACIÓN CROMÁTICA
Colour variation



MEDIA
Moderate

VARIACIÓN GRÁFICA
Graphic variation



MEDIA
Moderate

Bone



23 x 120 / 9,05" x 47,24"

222858 | M75



MOSAICO


30 x 30 / 11,8" x 11,8"

223123 | M83



CENEFA FÁCIL
Easy frieze

Mix



MOSAICO MIX

30 x 30 / 11,8" x 11,8"

223124 | M83



RODAPIÉ

10 x 60 / 3,94" x 23,6"

223128 | C69



PELDAÑO

33 x 120 / 12,99" x 47,24"

223291 | -



Bone 23 x 120



Bone 23 x 120

Natural



23 x 120 / 9,05" x 47,24"

222859 | **M75**



MOSAICO

30 x 30 / 11,8" x 11,8"

223125 | **M83**



CENEFA FÁCIL
Easy frieze



RODAPIÉ

10 x 60 / 3,94" x 23,6"

223129 | **C69**



PELDAÑO

33 x 120 / 12,99" x 47,24"

223292 | -



Natural 23 x 120




Natural 23 x 120

Greige



23 x 120 / 9,05" x 47,24"

222861 | M75



MOSAICO


30 x 30 / 11,8" x 11,8"

223127 | M83



CENEFA FÁCIL
Easy frieze

Mix



MOSAICO MIX

30 x 30 / 11,8" x 11,8"

223124 | M83



RODAPIÉ

10 x 60 / 3,94" x 23,6"

223131 | C69



PELDAÑO

33 x 120 / 12,99" x 47,24"

223294 | -



Greige 23 x 120



Greige 23 x 120

Oak



23 x 120 / 9,05" x 47,24"

222860 | M75



MOSAICO


30 x 30 / 11,8" x 11,8"

223126 | M83



CENEFA FÁCIL
Easy frieze

Mix



MOSAICO MIX

30 x 30 / 11,8" x 11,8"

223124 | M83



RODAPIÉ

10 x 60 / 3,94" x 23,6"

223130 | C69





PELDAÑO

33 x 120 / 12,99" x 47,24"

223293 | -



 Oak 23 x 120

 Oak 23 x 120



Natural 23 x 120

Mosaico Mix 30 x 30



Oak 23 x 120

Peldaño Oak 33 x 120



LINNEAR

ESPESOR (MM)
Thickness

10,4

VARIACIÓN CROMÁTICA
Colour variation



LEVE
Slight

VARIACIÓN GRÁFICA
Graphic variation



LEVE
Slight

 Linnear Olive 31,6 x 100^R

 Woodsense Natural 25 x 150^R

Natural



31,6 x 100^R / 12,4" x 39,6"

221149 | M77



29,5 x 59,5^R / 11,6" x 23,42"

222088 | M63

Olive



31,6 x 100^R / 12,4" x 39,6"

221148 | M77



29,5 x 59,5^R / 11,6" x 23,42"

222090 | M63

White



31,6 x 100^R / 12,4" x 39,6"

221150 | M77



29,5 x 59,5^R / 11,6" x 23,42"

222089 | M63

Nut



31,6 x 100^R / 12,4" x 39,6"

221151 | M77



29,5 x 59,5^R / 11,6" x 23,42"

222091 | M63



 Linnear White 29,5 x 59,5^R

 Moments Silver 59,5 x 59,5^R





MISTRAL

ESPESOR (MM)
Thickness

8,8

DESLIZAMIENTO
Coefficient of friction

NATURAL: **R10 / B / CLASE 1**
GRIP: **R11 / C / CLASE 3**

VARIACIÓN CROMÁTICA
Colour variation



LEVE
Slight

VARIACIÓN GRÁFICA
Graphic variation



MEDIA
Moderate

Ash



21,8 x 84 / 8,58" x 33,1"

220084 **M70**

21,8 x 84 Grip / 8,58" x 33,1"

220088 **M70**



RODAPIÉ 10 x 60 / 3,94" x 23,6"

Ash

220371 **C69**

Olive



21,8 x 84 / 8,58" x 33,1"

220086 **M70**

21,8 x 84 Grip / 8,58" x 33,1"

220090 **M70**



RODAPIÉ 10 x 60 / 3,94" x 23,6"

Olive

220373 **C69**

Fir



21,8 x 84 / 8,58" x 33,1"

220087 **M70**

21,8 x 84 Grip / 8,58" x 33,1"

220091 **M70**



RODAPIÉ 10 x 60 / 3,94" x 23,6"

Fir

220374 **C69**

Cedar



21,8 x 84 / 8,58" x 33,1"

220085 **M70**

21,8 x 84 Grip / 8,58" x 33,1"

220089 **M70**



RODAPIÉ 10 x 60 / 3,94" x 23,6"

Cedar

220372 **C69**

Peldaños Stair pieces



ROMO RANURA

21,8 x 84 / 8,58" x 33,1" **P45**



INTEGRAL

21,8 x 84 / 8,58" x 33,1" **P85**




ÁNGULO INTEGRAL

21,8 x 84 / 8,58" x 33,1" **P86**



 Olive Grip 21,8 x 84



 Ash 21,8 x 84

Ash



MOSAICO
30 x 30 / 11,8" x 11,8" 220375 | M83

Mix



MOSAICO MIX
30 x 30 / 11,8" x 11,8" 220379 | M83

Olive



MOSAICO
30 x 30 / 11,8" x 11,8" 220377 | M83



Fir




MOSAICO
30 x 30 / 11,8" x 11,8" 220378 | M83

Cedar




MOSAICO
30 x 30 / 11,8" x 11,8" 220376 | M83




 Fir 21,8 x 84






 Mosaico Mix 30 x 30

 Cedar 21,8 x 84



 Olive 21,8 x 84



 Cedar 21,8 x 84
 Mosaico Mix 30 x 30
 Cedar 21,8 x 84

MONTANA



ESPESOR (MM)
Thickness

9,2

DESLIZAMIENTO
Coefficient of friction

CLASE 1

VARIACIÓN CROMÁTICA
Colour variation



LEVE
Slight

VARIACIÓN GRÁFICA
Graphic variation



LEVE
Slight


 Natural 19,5 x 119,2^C

Natural



19,5 x 119,2^c / 7,68" x 46,9"

221391 | M81



MOSAICO

30 x 30 / 11,8" x 11,8" 221403 | M83



CENEFA FÁCIL
Easy frieze

Mix



MOSAICO MIX

30 x 30 / 11,8" x 11,8" 221408 | M83

Peldaños
Stair pieces



ROMO RANURA

19,5x119,2/7,68"x46,9" | P51



INTEGRAL

19,5x119,2/7,68"x46,9" | P88



ÁNGULO INTEGRAL

19,5x119,2/7,68"x46,9" | P89



RODAPÍE 10 x 59,5 / 3,94" x 23,4"

Natural

221410 | C69



Insignia White 75,5 x 151^R

Montana Natural 19,5 x 119,2^c



Montana Natural 19,5 x 119,2^c




Combinación perfecta
Perfect Match
MONTANA + INSIGNIA

Oak



19,5 x 119,2° / 7,68" x 46,9"

221392 | M81



MOSAICO

30 x 30 / 11,8" x 11,8"

221404 | M83



CENEFA FÁCIL
Easy frieze

Peldaños
Stair pieces



ROMO RANURA

19,5x119,2/7,68"x46,9" | P51



INTEGRAL

19,5x119,2/7,68"x46,9" | P88



ÁNGULO INTEGRAL

19,5x119,2/7,68"x46,9" | P89



RODAPIÉ 10 x 59,5 / 3,94" x 23,4"

Oak

221411 | C69




Oak 19,5 x 119,2°

Brown



19,5 x 119,2^c / 7,68" x 46,9"

221393 | M81



MOSAICO

30 x 30 / 11,8" x 11,8" 221405 | M83

Mix



MOSAICO MIX

30 x 30 / 11,8" x 11,8" 221408 | M83

Peldaños
Stair pieces



ROMO RANURA

19,5x119,2/7,68"x46,9" | P51



INTEGRAL

19,5x119,2/7,68"x46,9" | P88



ÁNGULO INTEGRAL

19,5x119,2/7,68"x46,9" | P89



RODAPÍE 10 x 59,5 / 3,94" x 23,4"

Brown 221412 | C69



Mystery Black 75,5 x 151^R



Montana Brown 19,5 x 119,2^C



Combinación perfecta
Perfect Match
MONTANA + MISTERY

White



19,5 x 119,2^c / 7,68" x 46,9"

221390 | M81



MOSAICO

30 x 30 / 11,8" x 11,8"

221402 | M83



CENEFA FÁCIL
Easy frieze

Mix

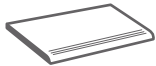


MOSAICO MIX

30 x 30 / 11,8" x 11,8"

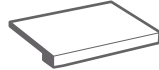
221408 | M83

Peldaños
Stair pieces



ROMO RANURA

19,5x119,2/7,68"x46,9" | P51



INTEGRAL

19,5x119,2/7,68"x46,9" | P88



ÁNGULO INTEGRAL

19,5x119,2/7,68"x46,9" | P89



RODAPÍE 10 x 59,5 / 3,94" x 23,4"

White

221409 | C69







NORDEN

ESPOSOR (MM)
Thickness

8,8

DESIZAMIENTO
Coefficient of friction

NATURAL: **R10 / B / CLASE 1**

GRIP: **R11 / C / CLASE 3**

VARIACIÓN CROMÁTICA
Colour variation




LEVE
Slight

VARIACIÓN GRÁFICA
Graphic variation



MEDIA
Moderate

 Natural 21,8 x 84

Natural



21,8 x 84 / 8,58" x 33,1"
21,8 x 84 Grip / 8,58" x 33,1"

217786 **M70**
 217790 **M70**



RODAPIÉ 10 x 60 / 3,94" x 23,6"
Natural 218394 **C69**

Noce



21,8 x 84 / 8,58" x 33,1"
21,8 x 84 Grip / 8,58" x 33,1"

217787 **M70**
 217791 **M70**



RODAPIÉ 10 x 60 / 3,94" x 23,6"
Noce 218395 **C69**

White



21,8 x 84 / 8,58" x 33,1"
21,8 x 84 Grip / 8,58" x 33,1"

217784 **M70**
 217788 **M70**



RODAPIÉ 10 x 60 / 3,94" x 23,6"
White 218396 **C69**

Grey



21,8 x 84 / 8,58" x 33,1"
21,8 x 84 Grip / 8,58" x 33,1"

217785 **M70**
 217789 **M70**



Rodapié 10 x 60 / 3,94" x 23,6"
Grey 218397 **C69**

Peldaños Stair pieces



ROMO RANURA
21,8 x 84 / 8,58" x 33,1" **P45**



INTEGRAL
21,8 x 84 / 8,58" x 33,1" **P85**



ÁNGULO INTEGRAL
21,8 x 84 / 8,58" x 33,1" **P86**




Noce 21,8 x 84



Grey 21,8 x 84

Natural




MOSAICO
30 x 30 / 11,8" x 11,8" 217804 **M83**




LOSETA
30 x 39,5 / 11,8" x 15,6" 218017 **P43**

Mix



MOSAICO MIX C
30 x 30 / 11,8" x 11,8" 218398 **M83**

Noce



MOSAICO
30 x 30 / 11,8" x 11,8" 217805 **M83**




LOSETA
30 x 39,5 / 11,8" x 15,6" 218018 **P43**



MOSAICO MIX F
30 x 30 / 11,8" x 11,8" 218399 **M83**

White



MOSAICO
30 x 30 / 11,8" x 11,8" 217802 **M83**



LOSETA
30 x 39,5 / 11,8" x 15,6" 218015 **P43**

Grey




MOSAICO
30 x 30 / 11,8" x 11,8" 217803 **M83**



LOSETA
30 x 39,5 / 11,8" x 15,6" 218016 **P43**





 White 21,8 x 84



RETRO

ESPESOR (MM)
Thickness

8,8

DESLIZAMIENTO
Coefficient of friction

NATURAL: **R10 / B / CLASE 1**
GRIP: **R11 / C / CLASE 3**

VARIACIÓN CROMÁTICA
Colour variation



ALTA
Strong

VARIACIÓN GRÁFICA
Graphic variation



ALTA
Strong



Deep




21,8 x 84 / 8,58" x 33,1"	215918	M70
21,8 x 84 Grip / 8,58" x 33,1"	217173	M70

Nature



21,8 x 84 / 8,58" x 33,1"	215920	M70
21,8 x 84 Grip / 8,58" x 33,1"	217175	M70

Country



21,8 x 84 / 8,58" x 33,1"	215919	M70
21,8 x 84 Grip / 8,58" x 33,1"	217174	M70


Deep



LOSETA
19,8 x 40 / 7,8" x 15,7" 216265 | **P27**



MOSAICO
30 x 30 / 11,8" x 11,8" 216084 | **M83**



TESELA
30 x 30 / 11,8" x 11,8" 216254 | **M87**

Nature



LOSETA
19,8 x 40 / 7,8" x 15,7" 216266 | **P27**




MOSAICO
30 x 30 / 11,8" x 11,8" 216085 | **M83**



TESELA
30 x 30 / 11,8" x 11,8" 216255 | **M87**

Country



LOSETA
19,8 x 40 / 7,8" x 15,7" 216267 | **P27**



MOSAICO
30 x 30 / 11,8" x 11,8" 216086 | **M83**



TESELA
30 x 30 / 11,8" x 11,8" 216256 | **M87**



Rodapié 8 x 45 / 3,15" x 17,7"
Deep 216218 | **C59**
Nature 216219 | **C59**
Country 216220 | **C59**

Peldaños Stair pieces



ROMO RANURA
21,8 x 84 / 8,58" x 33,1" | **P45**



INTEGRAL
21,8 x 84 / 8,58" x 33,1" | **P85**




ÁNGULO INTEGRAL
21,8 x 84 / 8,58" x 33,1" | **P86**



 Country 21,8 x 84
 Tesela Country 30 x 30
 Country 21,8 x 84



 Deep 21,8 x 84



TANGRAM

ESPESOR (MM)
Thickness

10,4

VARIACIÓN CROMÁTICA
Colour variation



LEVE
Slight

VARIACIÓN GRÁFICA
Graphic variation



LEVE
Slight

Camel



31,6 x 100^R / 12,4" x 39,6"

222280 | M77

Walnut



31,6 x 100^R / 12,4" x 39,6"

222250 | M77

Coffee



31,6 x 100^R / 12,4" x 39,6"

222281 | M77

Perfect Match / Combinación perfecta

Tangram es fácilmente combinable con otras colecciones de Colorker, como Century, Impulse, Bloom y Andes.

Tangram can be combined with other Colorker's collections such as Century, Impulse, Bloom and Andes.



Tangram Walnut 31,6 x 100^R



Century Oak 25 x 150^R



Tangram Coffee 31,6 x 100^R




-  Impulse White 31,6 x 100^R
-  Tangram Camel 31,6 x 100^R
-  Century Natural 25 x 150^R



Combinación perfecta
Perfect Match
CENTURY + TANGRAM




 Tangram Walnut 31,6 x 100^R


 Century Oak 25 x 150^R



Combinación perfecta
Perfect Match
CENTURY + TANGRAM



 Tangram Walnut 31,6 x 100^R

 Century Honey 25 x 150^R



WOODSENSE

ESPESOR (MM)
Thickness

11

DESLIZAMIENTO
Coefficient of friction

R9 / CLASE 1

VARIACIÓN CROMÁTICA
Colour variation




LEVE
Slight

VARIACIÓN GRÁFICA
Graphic variation



MEDIA
Moderate

 Natural 25 x 150^R

Natural



25 x 150^R / 9,84" x 59,1"

220841 | M87



MOSAICO

30 x 30 / 11,8" x 11,8"

220853 | M83



CENEFA FÁCIL
Easy frieze

Mix



MOSAICO MIX

30 x 30 / 11,8" x 11,8"

220856 | M83



RODAPIÉ

10 x 60 / 3,94" x 23,6"

221006 | C69



ZYX - AMAZONIA

Emerald / Off White / Tropic 13,8 x 13,8



Natural 25 x 150^R



Combinación perfecta
Perfect Match
WOODSENSE + AMAZONIA (ZYX)

Oak



25 x 150^R / 9,84" x 59,1"

220842 | M87



MOSAICO

30 x 30 / 11,8" x 11,8" 220854 | M83



RODAPIÉ

10 x 60 / 3,94" x 23,6" 221007 | C69



Oak 25 x 150^R



Oak 25 x 150^R


Oak 25 x 150^R

Walnut



25 x 150^R / 9,84" x 59,1"

220843 | M87



MOSAICO

30 x 30 / 11,8" x 11,8"

220855 | M83



CENEFA FÁCIL
Easy frieze

Mix



MOSAICO MIX

30 x 30 / 11,8" x 11,8"

220856 | M83



RODAPIÉ

10 x 60 / 3,94" x 23,6"

221008 | C69



Walnut 25 x 150^R

White



25 x 150^R / 9,84" x 59,1"

220840 | M87



MOSAICO

30 x 30 / 11,8" x 11,8" 220852 | M83



CENEFA FÁCIL
Easy frieze

Mix



MOSAICO MIX


30 x 30 / 11,8" x 11,8" 220856 | M83




RODAPIÉ


10 x 60 / 3,94" x 23,6" 221005 | C69




 White 25 x 150^R





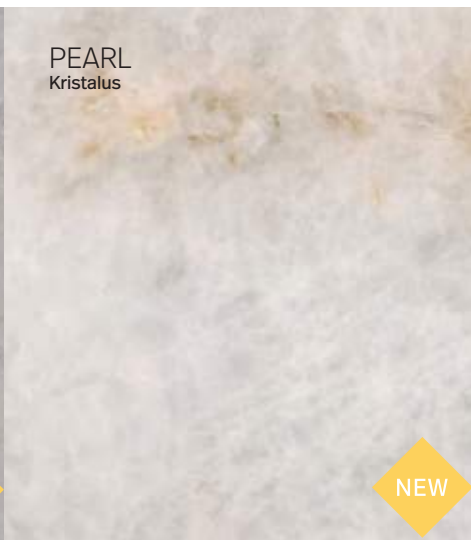

 White 25 x 150^R



 Walnut 25 x 150^R



 White 25 x 150^R





MARFIL
Quorum

CREAM
Coliseum

NOCE
Travertine Stone

CREAM
Kristalus

SAPPHIRE
Odyssey

AMBER
Spectrum

AMBER
Invictus

BLACK
Mistery

NEW

Mármoles

MARBLES

- 111 CALACATTA GOLD
White Body & Porcelain tiles
- 121 COLISEUM
White Body & Porcelain tiles
- 125 DA VINCI
White Body & Porcelain tiles
- 133 ELYSEUM
White Body & Porcelain tiles
- 141 INSIGNIA
White Body & Porcelain tiles
- 149 INVICTUS
Porcelain tiles
- 153 KRISTALUS
White Body & Porcelain tiles
- 167 LINCOLN
White Body & Porcelain tiles
- 169 MISTERY
Porcelain tiles
- 171 ODYSSEY
White Body & Porcelain tiles
- 177 QUORUM
White Body & Porcelain tiles
- 181 SKY
White Body & Porcelain tiles
- 193 SPECTRUM
White Body & Porcelain tiles
- 201 TRAVERTINE STONE
White Body & Porcelain tiles



MÁRMOLES		PIEZAS CAJA	KG. CAJA	M² CAJA	CAJA EUROPALET	KG. EUROPALET	M² EUROPALET	
MARBLES		PIECES BOX	KG. BOX	S.Q.M. BOX	BOX EUROPALLET	KG. EUROPALLET	S.Q.M. EUROPALLET	
W ₆	BASES	39,6 x 119,2	5	27,00	2,36	20	555,00	47,20
		31,6 x 100	5	26,89	1,58	42	1154,38	66,36
		30,5 x 60,5	8	23,69	1,48	32	772,08	47,36
		25 x 40	15	21,29	1,50	48	1036,92	72
W ₃	RELIEVE	39,6 x 119,2	4	25,00	1,89	20	515,00	37,80
		31,6 x 100	5	26,89	1,58	42	1154,38	66,36
		30,5 x 60,5	7	24,69	1,29	32	804,08	41,28
	Mureto	25 x 40	15	19,21	1,5	48	922,80	72
	CENEFA	5 x 30	66	16,17	1	30	485,1	30
	Jali	9,7 x 100	13	0,09	1,17	18	1,62	21,06
	LISTELO	10,2 x 100	12	19,14	1,22	18	344,52	21,96
	Perfil Aluminio	1,1 x 120	12	5	0,07	999	849,15	69,93
	Perfil Aluminio Thinck	0,9 x 120	5	0,69	0,05	999	689,31	49,95
	TRIM	5 x 25	78	14,52	0,975	36	522,72	35,1
	MOSAICO	30 x 30	11	16,62	1	30	573	30

MÁRMOLES		PIEZAS CAJA	KG. CAJA	M² CAJA	CAJA EUROPALET	KG. EUROPALET	M² EUROPALET	
MARBLES		PIECES BOX	KG. BOX	S.Q.M. BOX	BOX EUROPALLET	KG. EUROPALLET	S.Q.M. EUROPALLET	
P	BASES	60 x 120	2	35,07	1,44	32	1136,24	46,08
		59,5 x 119,2	2	28,10	1,42	32	925,30	45,44
		120 x 120	1	36,50	1,44	36	1328	51,84
		60 x 60	3	27,53	1,08	30	839,90	32,40
		59,5 x 59,5	3	20,74	1,06	40	843,60	42,40
		59,5 x 59,5*	4	26,04	1,42	36	958,94	51,12
		45 x 45	5	20,17	1	66	1345,22	66
		Vailant	60 x 60	1	26,3	1,05	36	946,8
		9,7 x 60	12	18,02	0,7	50	901	35
		9,7 x 59,5	14	19,04	0,8	50	952	40
		8,7 x 45	26	22,96	1,04	36	826,56	37,44
	MOSAICO	30 x 30	11	19,82	1	30	594,6	30
	LISTELO	29,1 x 60	6	26,3	1,05	36	946,8	37,8
		18,7 x 60	9	23,62	1,01	36	850,32	36,36
	Ares	11,5 x 60	12	18,55	0,83	40	742	33,20
	Silver / Gold	1 x 100	40	12,2	0,4	20	244	8
	TACO	29,1 x 29,1	11	19,47	0,88	30	584,1	26,4
		18,7 x 18,7	27	21,50	0,94	36	774	34,02
	Ares	11,5 x 11,5	60	17,70	0,79	50	885	39,50
	OLAMBRILLA	10 x 10	78	16,30	0,78	36	586,80	28,08


* Elyseum, Da Vinci.



NEW

CALACATTA GOLD

eoco
Pulido
Polished



6,5 mm de espesor
Thickness 6,5 mm

ESPESOR (MM)
Thickness

10,7
(120 x 120^R)

10,5
(60 x 120^R)

10,4
(31,6 x 100^R Relieve/Relief)

9,7
(31,6 x 100^R)

8,8
(59,5 x 59,5^R)

8,5
(39,9 x 119,2^R Relieve / Relief)

6,5
(39,9 x 119,2^R)

DESLIZAMIENTO
Coefficient of friction

CLASE 1*

VARIACIÓN CROMÁTICA
Colour variation



LEVE
Slight

VARIACIÓN GRÁFICA
Graphic variation



MEDIA
Moderate



White 31,6 x 100^R



White 59,5 x 59,5^R

*Datos para el formato 59,5 x 59,5^R
Only technical features of 59,5 x 59,5^R

ACABADO BRILLO / GLOSS FINISH

White



31,6 x 100^R / 12,4" x 39,4"

223583 | M75



IRIS GOLD WHITE

31,6 x 100^R / 12,4" x 39,4"


223584 | M77



ERA GOLD WHITE

31,6 x 100^R / 12,4" x 39,4"

223585 | M77



Era Gold White 31,6 x 100^R

Listelo de cristal / Glass body listel



LISTELO 1 x 100^R / 0,394" x 39,4"

Silver

218295 | P23

Gold

218294 | P23



Perfiles de aluminio / Aluminium profile



PERFIL ALUMINIO GLOSS ORO

1,1 x 120 / 0,433" x 47,2"

221268 | P27

PERFIL ALUMINIO MATT ORO

1,1 x 120 / 0,433" x 47,2"

221267 | P23

PERFIL ALUMINIO GLOSS PLATA

1,1 x 120 / 0,433" x 47,2"

221270 | P26

PERFIL ALUMINIO MATT PLATA

1,1 x 120 / 0,433" x 47,2"

221269 | P23



ACABADO MATE / MATT FINISH



59,5 x 59,5^R / 23,4" x 23,4"

223587 | M68






RODAPIÉ

9,7 x 59,5 / 3,82" x 23,4"

223863 | P24



-  White 31,6 x 100^R
-  Iris Gold White 31,6 x 100^R
-  White 59,5 x 59,5^R





Bellagio 39,6 x 119,2^R
Calacatta Gold 39,6 x 119,2^R

White



39,6 x 119,2^R / 15,6" x 46,9"

224268 | M80



BELLAGIO

39,6 x 119,2^R / 15,6" x 46,9"

224269 | M81



TREVI

39,6 x 119,2^R / 15,6" x 46,9"

224270 | M81



ACABADO MATE / MATT FINISH



Perfiles de aluminio / Aluminium profile



PERFIL ALUMINIO THINCK GLOSS ORO

0,9 x 120 / 0,354" x 47,2"

221353 | P27

PERFIL ALUMINIO THINCK MATT ORO

0,9 x 120 / 0,354" x 47,2"

221358 | P23

PERFIL ALUMINIO THINCK GLOSS PLATA

0,9 x 120 / 0,354" x 47,2"

221354 | P26

PERFIL ALUMINIO THINCK MATT PLATA

0,9 x 120 / 0,354" x 47,2"

221355 | P23



59,5 x 59,5^R / 23,4" x 23,4"

223587 | M68



RODAPIÉ

9,7 x 59,5 / 3,82" x 23,4"

223863 | P24




Trevi 39,6 x 119,2^R




Calacatta Gold White 39,6 x 119,2^R




White 59,5 x 59,5^R





 White 60 x 120^R

 White 120 x 120^R

PULIDO / POLISHED

White



60 x 120^R / 23,6" x 47,2"

223526 | M79



120 x 120^R / 47,2" x 47,2"

223527 | M86



L. RODAPIÉ

9,7 x 60 / 3,82" x 23,6"

223864 | P24



COLISEUM

ESPESOR (MM)
Thickness

10,4
(31,6 x 100^º Relieve/Relief)

9,7
(31,6 x 100^º)

8,8
(59,5 x 59,5^º)

VARIACIÓN CROMÁTICA
Colour variation




LEVE
Slight

VARIACIÓN GRÁFICA
Graphic variation



MEDIA
Moderate

 Dynasty Bone 31,6 x 100^º

Bone



31,6 x 100^R / 12,4" x 39,4"

220590 | **M75**



MOSAICO

30 x 30 / 11,8" x 11,8" 220980 | **M83**



CENEFA FÁCIL
Easy frieze



EMPIRE BONE

31,6 x 100^R / 12,4" x 39,4"

220592 | **M77**



MOSAICO MIX

30 x 30 / 11,8" x 11,8" 220983 | **M83**



DINASTY BONE

31,6 x 100^R / 12,4" x 39,4"

220594 | **M77**



59,5 x 59,5^R / 23,4" x 23,4" 220598 | **M68**

Listelo de cristal / Glass body listel



LISTELO 1 x 100^R / 0,394" x 39,4"

Silver

218295 | **P23**

Gold

218294 | **P23**



Perfiles de aluminio / Aluminium profile



PERFIL ALUMINIO GLOSS ORO

1,1 x 120 / 0,433" x 47,2"

221268 | **P27**

PERFIL ALUMINIO MATT ORO

1,1 x 120 / 0,433" x 47,2"

221267 | **P23**

PERFIL ALUMINIO GLOSS PLATA

1,1 x 120 / 0,433" x 47,2"

221270 | **P26**

PERFIL ALUMINIO MATT PLATA

1,1 x 120 / 0,433" x 47,2"

221269 | **P23**



RODAPIÉ 9,7 x 59,5 / 3,82" x 23,4"

Bone

220986 | **P14**

Cream



31,6 x 100^R / 12,4" x 39,4"

220591 | **M75**



EMPIRE CREAM

31,6 x 100^R / 12,4" x 39,4"

220593 | **M77**



DINASTY CREAM

31,6 x 100^R / 12,4" x 39,4"

220595 | **M77**

Listelo de cristal / Glass body listel



LISTELO 1 x 100^R / 0,394" x 39,4"

Silver

218295 | **P23**

Gold

218294 | **P23**



Perfiles de aluminio / Aluminium profile



PERFIL ALUMINIO GLOSS ORO

1,1 x 120 / 0,433" x 47,2"

221268 | **P27**

PERFIL ALUMINIO MATT ORO

1,1 x 120 / 0,433" x 47,2"

221267 | **P23**

PERFIL ALUMINIO GLOSS PLATA

1,1 x 120 / 0,433" x 47,2"

221270 | **P26**

PERFIL ALUMINIO MATT PLATA

1,1 x 120 / 0,433" x 47,2"

221269 | **P23**



MOSAICO

30 x 30 / 11,8" x 11,8"

220981 | **M83**



MOSAICO MIX

30 x 30 / 11,8" x 11,8"

220983 | **M83**



59,5 x 59,5^R / 23,4" x 23,4"

220599 | **M68**

Grey



31,6 x 100^R / 12,4" x 39,4"

220684 | M75



EMPIRE GREY

31,6 x 100^R / 12,4" x 39,4"

220685 | M77



DINASTY GREY

31,6 x 100^R / 12,4" x 39,4"

220689 | M77



59,5 x 59,5^R / 23,4" x 23,4"

220693 | M68



RODAPIÉ 9,7 x 59,5 / 3,82" x 23,4"

Cream 220984 | P14

Grey 220985 | P14






MOSAICO

30 x 30 / 11,8" x 11,8" 220982 | M83



CENEFA FÁCIL
Easy frieze



-  Grey 31,6 x 100^R
-  Dynasty Grey 31,6 x 100^R
-  Grey 59,5 x 59,5^R



NEW

DA VINCI

eoco
Pulido
Polished

ESPESOR (MM)
 Thickness

10,7
 (120 x 120^R)

10,5
 (60 x 120^R)

10,4
 (31,6 x 100^R Relieve / Relief)

9,7
 (31,6 x 100^R)

8,8
 (59,5 x 59,5^R)

DESLIZAMIENTO
 Coefficient of friction

CLASE 1*

VARIACIÓN CROMÁTICA
 Colour variation



V2




LEVE
 Slight

VARIACIÓN GRÁFICA
 Graphic variation



G3

MEDIA
 Moderate

-  White 31,6 x 100^R
-  Trento White 31,6 x 100^R
-  White 59,5 x 59,5^R

*Datos para el formato 59,5 x 59,5^R
 Only technical features of 59,5 x 59,5^R

ACABADO BRILLO / GLOSS FINISH

White



31,6 x 100^R / 12,4" x 39,4"

224167 | M75



TRENTO WHITE

31,6 x 100^R / 12,4" x 39,4"

224171 | M77



ELBA WHITE

31,6 x 100^R / 12,4" x 39,4"

224173 | M77

Listelo de cristal / Glass body listel



LISTELO 1 x 100^R / 0,394" x 39,4"

Silver

218295 | P23

Gold

218294 | P23



Perfiles de aluminio / Aluminium profile



PERFIL ALUMINIO GLOSS ORO

1,1 x 120 / 0,433" x 47,2"

221268 | P27

PERFIL ALUMINIO MATT ORO

1,1 x 120 / 0,433" x 47,2"

221267 | P23

PERFIL ALUMINIO GLOSS PLATA

1,1 x 120 / 0,433" x 47,2"

221270 | P26

PERFIL ALUMINIO MATT PLATA

1,1 x 120 / 0,433" x 47,2"

221269 | P23



ACABADO MATE / MATT FINISH



59,5 x 59,5^R / 23,4" x 23,4"

224168 | M68



RODAPIÉ

9,7 x 59,5 / 3,82" x 23,4"

224588 | P24



White 31,6 x 100^R



Elba White 31,6 x 100^R

White 59,5 x 59,5^R



PULIDO / POLISHED

White



eoco

60 x 120^R / 23,6" x 47,2"

223883 | M79



eoco

120 x 120^R / 47,2" x 47,2"

223884 | M86




L. RODAPIÉ

9,7 x 60 / 3,82" x 23,6"


223885 | P24



 White 120 x 120^R



 White 60 x 120^R

 White 120 x 120^R





ELYSEUM



ESPESOR (MM)
Thickness

10,7
(120 x 120^R)

10,5
(60 x 120^R)

10,4
(31,6 x 100^R Relieve / Relief)

9,7
(31,6 x 100^R)

8,8
(59,5 x 59,5^R)

VARIACIÓN CROMÁTICA
Colour variation





LEVE
Slight

VARIACIÓN GRÁFICA
Graphic variation



MEDIA
Moderate

 Pearl 60 x 120^R

 Pearl 120 x 120^R

ACABADO BRILLO / GLOSS FINISH

White



31,6 x 100^R / 12,4" x 39,4"

224931 | M75



PERSEUS WHITE

31,6 x 100^R / 12,4" x 39,4"

224933 | M77



RIGEL WHITE

31,6 x 100^R / 12,4" x 39,4"

224935 | M77

Listelo de cristal / Glass body listel



LISTELO 1 x 100^R / 0,394" x 39,4"

Silver

218295 | P23

Gold

218294 | P23



Perfiles de aluminio / Aluminium profile



PERFIL ALUMINIO GLOSS ORO

1,1 x 120 / 0,433" x 47,2"

221268 | P27

PERFIL ALUMINIO MATT ORO

1,1 x 120 / 0,433" x 47,2"

221267 | P23

PERFIL ALUMINIO GLOSS PLATA

1,1 x 120 / 0,433" x 47,2"

221270 | P26

PERFIL ALUMINIO MATT PLATA

1,1 x 120 / 0,433" x 47,2"

221269 | P23



ACABADO MATE / MATT FINISH



59,5 x 59,5^R / 23,4" x 23,4"

224939 | M68



RODAPIÉ

9,7 x 59,5 / 3,82" x 23,4"

225069 | P24



White 31,6 x 100^R



Perseus White 31,6 x 100^R

White 59,5 x 59,5^R



PULIDO / POLISHED

White



eoco

60 x 120^R / 23,6" x 47,2"

224941 | M79



eoco

120 x 120^R / 47,2" x 47,2"

224943 | M86





L. RODAPIÉ

9,7 x 60 / 3,82" x 23,6"

225071 | P24



 White 60 x 120^R

 White 120 x 120^R

ACABADO BRILLO / GLOSS FINISH

Pearl



31,6 x 100^R / 12,4" x 39,4"

224932 | M75



PERSEUS PEARL

31,6 x 100^R / 12,4" x 39,4"

224934 | M77



RIGEL PEARL

31,6 x 100^R / 12,4" x 39,4"

224936 | M77



Rigel Pearl 31,6 x 100^R

Listelo de cristal / Glass body listel



LISTELO 1 x 100^R / 0,394" x 39,4"

Silver

218295 | P23

Gold

218294 | P23



Perfiles de aluminio / Aluminium profile



PERFIL ALUMINIO GLOSS ORO

1,1 x 120 / 0,433" x 47,2"

221268 | P27

PERFIL ALUMINIO MATT ORO

1,1 x 120 / 0,433" x 47,2"

221267 | P23

PERFIL ALUMINIO GLOSS PLATA

1,1 x 120 / 0,433" x 47,2"

221270 | P26

PERFIL ALUMINIO MATT PLATA

1,1 x 120 / 0,433" x 47,2"

221269 | P23



ACABADO MATE / MATT FINISH



59,5 x 59,5^R / 23,4" x 23,4"

224940 | M68



RODAPIÉ

9,7 x 59,5 / 3,82" x 23,4"

225068 | P24

PULIDO / POLISHED

Pearl



eoco

60 x 120^R / 23,6" x 47,2"

224942 | M79



eoco

120 x 120^R / 47,2" x 47,2"

224944 | M86



L. RODAPIÉ

9,7 x 60 / 3,82" x 23,6"

225070 | P24



INSIGNIA



Pulido
Polished

ESPESOR (MM)

Thickness

10,5

(60 x 120^R)

10,4

(31,6 x 100^R / 30,5 x 60,5) Relieve / Relief

9,7

(31,6 x 100^R)

9,2

(59,5 x 119,2^R)

9,1

(30,5 x 60,5)

8,8

(59,5 x 59,5^R / 45 x 45)

VARIACIÓN CROMÁTICA

Colour variation



LEVE

Slight




VARIACIÓN GRÁFICA

Graphic variation



MEDIA

Moderate

-  White Gloss 31,6 x 100^R
-  Cenefa Jali Black 9,7 x 100^R
-  White 59,5 x 59,5^R

ACABADO MATE / MATT FINISH

White



31,6 x 100^R / 12,4" x 39,4"

221652 | M75

ACABADO BRILLO / GLOSS FINISH

White



31,6 x 100^R / 12,4" x 39,4"

221649 | M75



ION WHITE

31,6 x 100^R / 12,4" x 39,4"

221653 | M77



ION WHITE

31,6 x 100^R / 12,4" x 39,4"

221650 | M77



SEKOS WHITE

31,6 x 100^R / 12,4" x 39,4"

221654 | M77



SEKOS WHITE

31,6 x 100^R / 12,4" x 39,4"

221651 | M77



CENEFA JALI BLACK

9,7 x 100^R / 3,82" x 39,4"

222151 | P54



CENEFA JALI WHITE

9,7 x 100^R / 3,82" x 39,4"

222152 | P54



RODAPIÉ

9,7 x 59,5 / 3,82" x 23,4" 221655 | P24

ACABADO MATE / MATT FINISH



59,5 x 59,5 / 23,4" x 23,4"

222227 | M68



White Gloss 31,6 x 100^R

Ion White Gloss 31,6 x 100^R



Sekos White Gloss 31,6 x 100^R



White 59,5 x 59,5^R



ACABADO BRILLO / GLOSS FINISH

White



30,5 x 60,5 / 12" x 23,8" 221642 M53



ION WHITE
30,5 x 60,5 / 12" x 23,8" 221490 M56



SEKOS WHITE
30,5 x 60,5 / 12" x 23,8" 221491 M56

ACABADO MATE / MATT FINISH




45 x 45 / 17,7" x 17,7" 221641 M64



RODAPIÉ
8,7 x 45 / 3,43" x 17,7" 221656 C59



 Ion White Gloss 30,5 x 60,5

Listelo de cristal / Glass body listel



LISTELO 1 x 100^R / 0,394" x 39,4"

Silver

218295 P23

Gold

218294 P23



Perfiles de aluminio / Aluminium profile



PERFIL ALUMINIO GLOSS ORO

1,1 x 120 / 0,433" x 47,2"

221268 P27

PERFIL ALUMINIO MATT ORO

1,1 x 120 / 0,433" x 47,2"

221267 P23

PERFIL ALUMINIO GLOSS PLATA

1,1 x 120 / 0,433" x 47,2"

221270 P26

PERFIL ALUMINIO MATT PLATA

1,1 x 120 / 0,433" x 47,2"

221269 P23



Ion White Gloss 30,5 x 60,5

Sekos White Gloss 30,5 x 60,5



White Gloss 30,5 x 60,5



White 59,5 x 59,5^R

PULIDO / POLISHED

White



60 x 120^R / 23,6" x 47,2"

221733 M86



TACO ARES GOLD

11,5 x 11,5 / 4,53" x 4,53" 219283 P24



LISTELO ARES GOLD

11,5 x 60 / 4,53" x 23,6" 221300 P31



TACO ARES SILVER

11,5 x 11,5 / 4,53" x 4,53" 219284 P24



LISTELO ARES SILVER




11,5 x 60 / 4,53" x 23,6" 221301 P31



L. RODAPIÉ

9,7 x 60 / 3,82" x 23,6" 221737 P28



-  Mystery Black 60 x 120^R
-  Insignia White 60 x 120^R
-  Insignia White 60 x 120^R

ACABADO MATE / MATT FINISH

White



59,5 x 119,2^R / 23,4" x 46,9

222228 | M86



59,5 x 59,5^R / 23,4" x 23,4"

222227 | M68



RODAPIÉ

9,7 x 59,5 / 3,94" x 23,4" 221655 | P24



White 59,5 x 119,2^R



White 59,5 x 119,2^R



INVICTUS



Pulido
Polished

ESPEJOR (MM)
Thickness

11,5
(60 x 60°)

10,5
(60 x 120°)

VARIACIÓN CROMÁTICA
Colour variation



MEDIA
Moderate

VARIACIÓN GRÁFICA
Graphic variation




ALTA
Strong

PULIDO / POLISHED




Amber



60 x 120^R / 23,6" x 47,2"

221033 | M86



60 x 60^R / 23,6" x 23,6"

221050 | M84

PULIDO / POLISHED



White



60 x 120^R / 23,6" x 47,2"

221032 | M86



60 x 60^R / 23,6" x 23,6"

221051 | M84




L. RODAPIÉ 9,7 x 60 / 3,82" x 23,6"

Amber 221317 P24

White 221318 P24



 Amber 60 x 120^R

PULIDO / POLISHED

Mix



CENTRO PULIDO
60 x 60^R / 23,6" x 23,6" 221302 | P91



ÁNGULO ROSETÓN PULIDO
60 x 60^R / 23,6" x 23,6" 221303 | P91



TACO ARES GOLD
11,5 x 11,5 / 4,53" x 4,53" 219283 | P24



LISTELO ARES GOLD
11,5 x 60 / 4,53" x 23,6" 221300 | P31



TACO ARES SILVER
11,5 x 11,5 / 4,53" x 4,53" 219284 | P24



LISTELO ARES SILVER
11,5 x 60 / 4,53" x 23,6" 221301 | P31



CENEFA PULIDO
60 x 60^R / 23,6" x 23,6" 221304 | P91



OLAMBRILLA PULIDO
10 x 10^R / 3,94" x 3,94" 215527 | P39



TACO PULIDO
18,7 x 18,7^R / 7,36" x 7,36" 215527 | P39




LISTELO PULIDO
18,7 x 60^R / 7,36" x 23,6" 221298 | P69



DESCANSO PULIDO
18,7 x 60^R / 7,36" x 23,6" 221299 | P69



White 60 x 120^R



NEW

KRISTALUS

eoco
Pulido
Polished

ESPESOR (MM)
 Thickness

10,7
 (120 x 120^R)

10,5
 (60 x 120^R)

10,4
 (31,6 x 100^R Relieve / Relief)

9,7
 (31,6 x 100^R)

8,8
 (59,5 x 59,5^R)

DESLIZAMIENTO
 Coefficient of friction

CLASE 1*

VARIACIÓN CROMÁTICA
 Colour variation



LEVE
 Slight

VARIACIÓN GRÁFICA
 Graphic variation



MEDIA
 Moderate

*Datos para el formato 59,5 x 59,5^R
 Only technical features of 59,5 x 59,5^R

ACABADO BRILLO / GLOSS FINISH

White



31,6 x 100^R / 12,4" x 39,4"

223727 | M75



ETERNITY WHITE

31,6 x 100^R / 12,4" x 39,4"

223728 | M77



ETRO MIX

31,6 x 100^R / 12,4" x 39,4"

223729 | M77



Eternity White 31,6 x 100^R

Listelo de cristal / Glass body listel



LISTELO 1 x 100^R / 0,394" x 39,4"

Silver

218295 | P23

Gold

218294 | P23



Perfiles de aluminio / Aluminium profile



PERFIL ALUMINIO GLOSS ORO

1,1 x 120 / 0,433" x 47,2"

221268 | P27

PERFIL ALUMINIO MATT ORO

1,1 x 120 / 0,433" x 47,2"

221267 | P23

PERFIL ALUMINIO GLOSS PLATA

1,1 x 120 / 0,433" x 47,2"

221270 | P26

PERFIL ALUMINIO MATT PLATA

1,1 x 120 / 0,433" x 47,2"

221269 | P23



ACABADO MATE / MATT FINISH



59,5 x 59,5^R / 23,4" x 23,4"

223738 | M68



RODAPIÉ

9,7 x 59,5 / 3,82" x 23,4"

223853 | P24



Kristalus White 31,6 x 100^R
Kristalus Etro Mix 31,6 x 100^R



Kristalus White 59,5 x 59,5^R



PULIDO / POLISHED

White



eoco

60 x 120^R / 23,6" x 47,2"

223528 | M79



eoco

120 x 120^R / 47,2" x 47,2"

223531 | M86




L. RODAPIÉ

9,7 x 60 / 3,82" x 23,6"

223856 | P24



 White 60 x 120^R

 White 120 x 120^R

ACABADO BRILLO / GLOSS FINISH

Cream



31,6 x 100^R / 12,4" x 39,4"

223733 | M75



ETERNITY CREAM

31,6 x 100^R / 12,4" x 39,4"

223734 | M77



ETRO MIX

31,6 x 100^R / 12,4" x 39,4"

223729 | M77

Listelo de cristal / Glass body listel



LISTELO 1 x 100^R / 0,394" x 39,4"

Silver

218295 | P23

Gold

218294 | P23



Perfiles de aluminio / Aluminium profile



PERFIL ALUMINIO GLOSS ORO

1,1 x 120 / 0,433" x 47,2"

221268 | P27

PERFIL ALUMINIO MATT ORO

1,1 x 120 / 0,433" x 47,2"

221267 | P23

PERFIL ALUMINIO GLOSS PLATA

1,1 x 120 / 0,433" x 47,2"

221270 | P26

PERFIL ALUMINIO MATT PLATA

1,1 x 120 / 0,433" x 47,2"

221269 | P23



ACABADO MATE / MATT FINISH



59,5 x 59,5^R / 23,4" x 23,4"

223737 | M68



RODAPIÉ

9,7 x 59,5 / 3,82" x 23,4"

223854 | P24

PULIDO / POLISHED

Cream



ecco

60 x 120^R / 23,6" x 47,2"

223529 | M79



ecco

120 x 120^R / 47,2" x 47,2"

223532 | M86





L. RODAPIÉ

9,7 x 60 / 3,82" x 23,6"

223857 | P24



 Cream 60 x 120^R

 Cream 120 x 120^R



ACABADO BRILLO / GLOSS FINISH

Pearl



31,6 x 100^R / 12,4" x 39,4"

223759 | M75



ETERNITY PEARL

31,6 x 100^R / 12,4" x 39,4"

223760 | M77



ETRO MIX

31,6 x 100^R / 12,4" x 39,4"

223729 | M77

Listelo de cristal / Glass body listel



LISTELO 1 x 100^R / 0,394" x 39,4"

Silver

218295 | P23

Gold

218294 | P23



Perfiles de aluminio / Aluminium profile



PERFIL ALUMINIO GLOSS ORO

1,1 x 120 / 0,433" x 47,2"

221268 | P27

PERFIL ALUMINIO MATT ORO

1,1 x 120 / 0,433" x 47,2"

221267 | P23

PERFIL ALUMINIO GLOSS PLATA

1,1 x 120 / 0,433" x 47,2"

221270 | P26

PERFIL ALUMINIO MATT PLATA

1,1 x 120 / 0,433" x 47,2"

221269 | P23



ACABADO MATE / MATT FINISH



59,5 x 59,5^R / 23,4" x 23,4"

223762 | M68



RODAPIÉ

9,7 x 59,5 / 3,82" x 23,4"

223855 | P24

PULIDO / POLISHED

Pearl



ecco

60 x 120^R / 23,6" x 47,2"

223530 | M79



ecco

120 x 120^R / 47,2" x 47,2"

223533 | M86



L. RODAPIÉ

9,7 x 60 / 3,82" x 23,6"

223858 | P24



Pearl 31,6 x 100^R



Eternity Pearl 31,6 x 100^R



Pearl 59,5 x 59,5^R





LINCOLN



Pulido
Polished

ESPESOR (MM)
Thickness

10,4
(31,6 x 100^R Relieve / Relief)

9,7
(31,6 x 100^R)

8,8
(59,5 x 59,5^R)

DESLIZAMIENTO
Coefficient of friction

R9*

VARIACIÓN CROMÁTICA
Colour variation





LEVE
Slight

VARIACIÓN GRÁFICA
Graphic variation



LEVE
Slight

 White 31,6 x 100^R

 White 59,5 x 59,5^R

*Datos para el formato 59,5 x 59,5^R
Only technical features of 59,5 x 59,5^R

White



LINCOLN

31,6 x 100^R / 12,4" x 39,4"

219026 | M75



GRAPHIC WHITE

31,6 x 100^R / 12,4" x 39,4"

219028 | M77



WINDOW WHITE

31,6 x 100^R / 12,4" x 39,4"

219027 | M77



LISTELO WINDOW WHITE

10,2 x 100^R / 4,02" x 39,4"

219217 | P23

Listelo de cristal / Glass body listel



LISTELO 1 x 100^R / 0,394" x 39,4"

Silver

218295 | P23

Gold

218294 | P23



Perfiles de aluminio / Aluminium profile



PERFIL ALUMINIO GLOSS ORO

1,1 x 120 / 0,433" x 47,2"

221268 | P27

PERFIL ALUMINIO MATT ORO

1,1 x 120 / 0,433" x 47,2"

221267 | P23

PERFIL ALUMINIO GLOSS PLATA

1,1 x 120 / 0,433" x 47,2"

221270 | P26

PERFIL ALUMINIO MATT PLATA

1,1 x 120 / 0,433" x 47,2"

221269 | P23



Window White 31,6 x 100^R



59,5 x 59,5^R / 23,4" x 23,4"

219034 | M70



RODAPIÉ

9,7 x 59,5 / 3,82" x 23,4"

225166 | P24

MISTERY



Pulido
Polished

ESPESOR (MM)
Thickness

10,5
(60 x 120^R)

VARIACIÓN CROMÁTICA
Colour variation




LEVE
Slight

VARIACIÓN GRÁFICA
Graphic variation



MEDIA
Moderate

 Black 60 x 120^R

 Black 60 x 120^R

PULIDO / POLISHED

Black



60 x 120^R / 23,6" x 47,2"



221447 | M86



L. RODAPIÉ

9,7 x 60 / 3,82" x 23,6" 221452 | P28



 Black 60 x 120^R
 Insignia White 60 x 120^R
 Insignia White 60 x 120^R



ODYSSEY



Pulido
Polished

ESPESOR (MM) Thickness

11,5
(60 x 60^R)

10,5
(60 x 120^R)

10,4
(31,6 x 100^R Relieve / Relief)

9,7
(31,6 x 100^R)

8,8
(59,5 x 59,5^R)

VARIACIÓN CROMÁTICA Colour variation



MEDIA
Moderate

VARIACIÓN GRÁFICA Graphic variation



ALTA
Strong

PULIDO / POLISHED

Ivory



60 x 120^R / 23,6" x 47,2"

221038 | M86

Ivory



59,5 x 59,5^R / 23,4" x 23,4"

217473 | M68



60 x 60^R / 23,6" x 23,6"

221056 | M84



L. RODAPIÉ

9,7 x 60 / 3,82" x 23,6"

221320 | P24



Ivory 60 x 120^R

PULIDO / POLISHED

Sapphire



60 x 120^R / 23,6" x 47,2"

221039 M86

Sapphire



59,5 x 59,5^R / 23,4" x 23,4"

217475 M68



60 x 60^R / 23,6" x 23,6"

221057 M84



L. RODAPIÉ

9,7 x 60 / 3,82" x 23,6"

221321 P24



Sapphire 60 x 120^R

GRANILLA PULIDA / SPECIAL POLISH

Ivory



ROSETÓN VALIANT (set 2 pzs)
60 x 60 / 23,6" x 23,6"

221305 | M89



LISTELO VALIANT
29,1 x 60 / 11,5" x 23,6"

222106 | M80



TACO PULIDO
29,1 x 29,1 / 11,5" x 11,5"

222107 | P57



UNLIMITED
60 x 60 / 23,6" x 23,6"

221306 | P73



TACO ARES GOLD
11,5 x 11,5 / 4,53" x 4,53" 219283 | P24



LISTELO ARES GOLD
11,5 x 60 / 4,53" x 23,6" 221300 | P31



TACO ARES SILVER
11,5 x 11,5 / 4,53" x 4,53" 219284 | P24



LISTELO ARES SILVER
11,5 x 60 / 4,53" x 23,6" 2214301 | P31



 Valiant



Ivory 31,6 x 100^R

Scale Ivory 31,6 x 100^R



Listelo Silver 1 x 100^R



Ivory 59,5 x 59,5^R

Ivory



31,6 x 100^R / 12,4" x 39,4"

217476 | **M75**



SCALE IVORY
31,6 x 100^R / 12,4" x 39,4"

218092 | **M77**

Sapphire



31,6 x 100^R / 12,4" x 39,4"

217477 | **M75**



SCALE SHAPPIRE
31,6 x 100^R / 12,4" x 39,4"

218094 | **M77**

Listelo de cristal / Glass body listel



LISTELO 1 x 100^R / 0,394" x 39,4"

Silver

218295 | **P23**

Gold

218294 | **P23**



Perfiles de aluminio / Aluminium profile



PERFIL ALUMINIO GLOSS ORO

1,1 x 120 / 0,433" x 47,2"

221268 | **P27**

PERFIL ALUMINIO MATT ORO

1,1 x 120 / 0,433" x 47,2"

221267 | **P23**

PERFIL ALUMINIO GLOSS PLATA

1,1 x 120 / 0,433" x 47,2"

221270 | **P26**

PERFIL ALUMINIO MATT PLATA

1,1 x 120 / 0,433" x 47,2"

221269 | **P23**

QUORUM

ESPESOR (MM)
Thickness

10,4
(31,6 x 100° Relieve / Relief)

9,7
(31,6 x 100°)

8,8
(59,5 x 59,5°)

VARIACIÓN CROMÁTICA
Colour variation



LEVE
Slight

VARIACIÓN GRÁFICA
Graphic variation



LEVE
Slight

 Alter Marfil 31,6 x 100°

ACABADO BRILLO / GLOSS FINISH

Marfil



31,6 x 100^R / 12,4" x 39,4"

220150 | **M75**



ALTER MARFIL

31,6 x 100^R / 12,4" x 39,4"

220151 | **M77**



TRIBUTE MARFIL

31,6 x 100^R / 12,4" x 39,4"

220726 | **M77**



JUNGLE MARFIL

31,6 x 100^R / 12,4" x 39,4"

221009 | **P56**

Listelo de cristal / Glass body listel



LISTELO 1 x 100^R / 0,394" x 39,4"

Silver

218295 | **P23**

Gold

218294 | **P23**

Marfil



MOSAICO

30 x 30 / 11,8" x 11,8"

220905 | **M83**

Marfil



59,5 x 59,5^R / 23,4" x 23,4"




220159 | **M70**



RODAPIÉ

9,7 x 59,5 / 3,82" x 23,4" 220907 | **P24**



-  Marfil 31,6 x 100^R
-  Tribute Marfil 31,6 x 100^R
-  Marfil 59,5 x 59,5^R



NEW

SKY

eoco

Pulido
Polished

ESPESOR (MM)
Thickness

10,7
(120 x 120^R)

10,5
(60 x 120^R)

10,4
(31,6 x 100^R Relieve / Relief)

9,7
(31,6 x 100^R)

8,8
(59,5 x 59,5^R)

DESLIZAMIENTO
Coefficient of friction

CLASE 1*

VARIACIÓN CROMÁTICA
Colour variation



LEVE
Slight

VARIACIÓN GRÁFICA
Graphic variation



LEVE
Slight

*Datos para el formato 59,5 x 59,5^R
Only technical features of 59,5 x 59,5^R

ACABADO BRILLO / GLOSS FINISH

White



31,6 x 100^R / 12,4" x 39,4"

223594 | M75



KEOPS WHITE

31,6 x 100^R / 12,4" x 39,4"

223596 | M77



MITCHELL MIX

31,6 x 100^R / 12,4" x 39,4"

223597 | M77



Mitchell Mix 31,6 x 100^R

Listelo de cristal / Glass body listel



LISTELO 1 x 100^R / 0,394" x 39,4"

Silver

218295 | P23

Gold

218294 | P23



Perfiles de aluminio / Aluminium profile



PERFIL ALUMINIO GLOSS ORO

1,1 x 120 / 0,433" x 47,2"

221268 | P27

PERFIL ALUMINIO MATT ORO

1,1 x 120 / 0,433" x 47,2"

221267 | P23

PERFIL ALUMINIO GLOSS PLATA

1,1 x 120 / 0,433" x 47,2"

221270 | P26

PERFIL ALUMINIO MATT PLATA

1,1 x 120 / 0,433" x 47,2"

221269 | P23



ACABADO MATE / MATT FINISH



59,5 x 59,5^R / 23,4" x 23,4"

223601 | M68



RODAPIÉ

9,7 x 59,5 / 3,82" x 23,4"

223859 | P24



Sky White 31,6 x 100^R



Sky Mitchell Mix 31,6 x 100^R

Sky White 59,5 x 59,5^R



PULIDO / POLISHED

White



eoco

60 x 120^R / 23,6" x 47,2"

223535 | M79



eoco

120 x 120^R / 47,2" x 47,2"

223537 | M86




L. RODAPIÉ

9,7 x 60 / 3,82" x 23,6"

223861 | P24



 Sky White 60 x 120^R

 Sky White 120 x 120^R

ACABADO BRILLO / GLOSS FINISH

Grey

31,6 x 100^R / 12,4" x 39,4"

223593 | M75



KEOPS GREY

31,6 x 100^R / 12,4" x 39,4"

223595 | M77



MITCHELL MIX

31,6 x 100^R / 12,4" x 39,4"

223597 | M77

Listelo de cristal / Glass body listel

LISTELO 1 x 100^R / 0,394" x 39,4"

Silver

218295 | P23

Gold

218294 | P23



Perfiles de aluminio / Aluminium profile



PERFIL ALUMINIO GLOSS ORO

1,1 x 120 / 0,433" x 47,2"

221268 | P27

PERFIL ALUMINIO MATT ORO

1,1 x 120 / 0,433" x 47,2"

221267 | P23

PERFIL ALUMINIO GLOSS PLATA

1,1 x 120 / 0,433" x 47,2"

221270 | P26

PERFIL ALUMINIO MATT PLATA

1,1 x 120 / 0,433" x 47,2"

221269 | P23



ACABADO MATE / MATT FINISH

59,5 x 59,5^R / 23,4" x 23,4"

223600 | M68



RODAPIÉ

9,7 x 59,5 / 3,82" x 23,4"

223860 | P24

PULIDO / POLISHED

Grey



ecco

60 x 120^R / 23,6" x 47,2"

223534 | M79



ecco

120 x 120^R / 47,2" x 47,2"

223536 | M86



L. RODAPIÉ

9,7 x 60 / 3,82" x 23,6"

223862 | P24



Sky Grey 31,6 x 100^R



Sky Keeps Grey 31,6 x 100^R



Sky Grey 59,5 x 59,5^R





 Sky Grey 60 x 120^R

 Sky Grey 60 x 120^R



SPECTRUM



Pulido
Polished

ESPESOR (MM) Thickness

10,5
(60 x 120^º)

10,4
(31,6 x 100^º Relieve / Relief)

9,7
(31,6 x 100^º)

8,8
(59,5 x 59,5^º)

VARIACIÓN CROMÁTICA Colour variation



MEDIA
Moderate

VARIACIÓN GRÁFICA Graphic variation



ALTA
Strong

ACABADO BRILLO / GLOSS FINISH

White



31,6 x 100^R / 12,4" x 39,4"

221962 M75



MUNNA WHITE

31,6 x 100^R / 12,4" x 39,4"

221966 M77

Listelo de cristal / Glass body listel



LISTELO 1 x 100^R / 0,394" x 39,4"

Silver

218295 P23

Gold

218294 P23



ACABADO MATE / MATT FINISH



59,5 x 59,5^R / 23,4" x 23,4"

222234 M68



Perfiles de aluminio / Aluminium profile



PERFIL ALUMINIO GLOSS ORO

1,1 x 120 / 0,433" x 47,2"

221268 P27

PERFIL ALUMINIO MATT ORO

1,1 x 120 / 0,433" x 47,2"

221267 P23

PERFIL ALUMINIO GLOSS PLATA

1,1 x 120 / 0,433" x 47,2"

221270 P26

PERFIL ALUMINIO MATT PLATA

1,1 x 120 / 0,433" x 47,2"

221269 P23






RODAPIÉ

9,7 x 59,5 / 3,82" x 23,4"

221980 P14



-  White 31,6 x 100^R
-  Munna White 31,6 x 100^R
-  White 59,5 x 59,5^R



ACABADO BRILLO / GLOSS FINISH

Amber



31,6 x 100^R / 12,4" x 39,4"

221961 | **M75**



MUNNA AMBER

31,6 x 100^R / 12,4" x 39,4"

221965 | **M77**

Listelo de cristal / Glass body listel



LISTELO 1 x 100^R / 0,394" x 39,4"

Silver

218295 | **P23**

Gold

218294 | **P23**



ACABADO MATE / MATT FINISH



59,5 x 59,5^R / 23,4" x 23,4"

222233 | **M68**



Perfiles de aluminio / Aluminium profile



PERFIL ALUMINIO GLOSS ORO

1,1 x 120 / 0,433" x 47,2"

221268 | **P27**

PERFIL ALUMINIO MATT ORO

1,1 x 120 / 0,433" x 47,2"

221267 | **P23**

PERFIL ALUMINIO GLOSS PLATA

1,1 x 120 / 0,433" x 47,2"

221270 | **P26**

PERFIL ALUMINIO MATT PLATA

1,1 x 120 / 0,433" x 47,2"

221269 | **P23**



RODAPIÉ

9,7 x 59,5 / 3,82" x 23,4"

221979 | **P14**



Amber 31,6 x 100^R

Listelo Gold 1 x 100^R

Munna Amber 31,6 x 100^R







 Amber 60 x 120^R



 White 60 x 120^R
 Amber 60 x 120^R

 White 60 x 120^R
 Amber 60 x 120^R

PULIDO / POLISHED

Amber



60 x 120^R / 23,6" x 47,2"

221455 | M86



TACO ARES GOLD
11,5 x 11,5 / 4,53" x 4,53" 219283 | P24

PULIDO / POLISHED

White



60 x 120^R / 23,6" x 47,2"

221454 | M86



LISTELO ARES GOLD
11,5 x 60 / 4,53" x 23,6" 221300 | P31



TACO ARES SILVER
11,5 x 11,5 / 4,53" x 4,53" 219284 | P24



LISTELO ARES SILVER
11,5 x 60 / 4,53" x 23,6" 221301 | P31



Perfiles de aluminio / Aluminium profile



PERFIL ALUMINIO GLOSS ORO

1,1 x 120 / 0,433" x 47,2"

221268 | P27

PERFIL ALUMINIO MATT ORO

1,1 x 120 / 0,433" x 47,2"

221267 | P23

PERFIL ALUMINIO GLOSS PLATA

1,1 x 120 / 0,433" x 47,2"

221270 | P26

PERFIL ALUMINIO MATT PLATA

1,1 x 120 / 0,433" x 47,2"

221269 | P23



L.RODAPÍE 9,7 x 60 / 3,82 x 23,6"

Amber 221459 | P28
White 221458 | P28

TRAVERTINE STONE



Noce 25 x 40
Mosaico Relieve 30 x 30
Relieve Noce 25 x 40
Noce 45 x 45

ESPESOR (MM)
Thickness

8,8
(45 x 45)

8,2
(25 x 40)

DESLIZAMIENTO
Coefficient of friction

CLASE 1*

VARIACIÓN CROMÁTICA
Colour variation



LEVE
Slight

VARIACIÓN GRÁFICA
Graphic variation



LEVE
Slight

*Datos para el formato 45 x 45
Only technical features of 45 x 45

Noce



25 x 40 / 9,84" x 15,7" 211090 **M43**



RELIEVE
25 x 40 / 9,84" x 15,7" 211178 **M50**



TRIM
5 x 25 / 1,97" x 9,84" 211557 **P10**

Stella



25 x 40 / 9,84" x 15,7" 211089 **M43**



RELIEVE
25 x 40 / 9,84" x 15,7" 211177 **M50**



TRIM
5 x 25 / 1,97" x 9,84" 211556 **P10**


Mix



MURETO
25 x 40 / 9,84" x 15,7" 215602 **M50**



MOSAICO RELIEVE
30 x 30 / 11,8" x 11,8" 211484 **M83**



MOSAICO MIX
30 x 30 / 11,8" x 11,8" 211488 **M89**

Noce



45 x 45 / 17,7" x 17,7" 211075 **M62**

Stella




45 x 45 / 17,7" x 17,7" 211074 **M62**



RODAPIÉ PULIDO Noce
8,7 x 45 / 3,43" x 17,7" 211625 **P14**

RODAPIÉ PULIDO Stella
8,7 x 45 / 3,43" x 17,7" 211627 **P14**



 Relieve Noce 25 x 40



MOSAICO NÁCAR
30 x 30 / 11,8" x 11,8" 211498 | **P39**



MOSAICO PETRA
30 x 30 / 11,8" x 11,8" 211497 | **P39**



CENEFA NÁCAR
5 x 30 / 1,97" x 11,8" 212482 | **P17**



CENEFA PETRA
5 x 30 / 1,97" x 11,8" 212188 | **P17**







Piedras

STONES

- 209 **BACKSTAGE**
White Body & Porcelain tiles
- 213 **DESERT DUNE**
White Body & Porcelain tiles
- 215 **GIANT**
Porcelain tiles
- 223 **HORIZON**
Porcelain tiles
- 233 **HUDSON**
Porcelain tiles
- 241 **KAINOS**
Porcelain tiles
- 247 **KAWAII**
White Body & Porcelain tiles
- 251 **LIBERTY**
Porcelain tiles
- 259 **LITHOS**
White Body & Porcelain tiles
- 263 **LOIRA**
Porcelain tiles
- 267 **MADISON**
Porcelain tiles
- 275 **MALDIVES**
White Body & Porcelain tiles
- 279 **MERIBEL**
Porcelain tiles
- 285 **MOMENTS**
White Body & Porcelain tiles
- 295 **NATIVE**
Porcelain tiles
- 307 **NEOLITICK**
White Body & Porcelain tiles
- 313 **NEW AGE**
White Body & Porcelain tiles
- 317 **NOMADE**
Porcelain tiles
- 329 **PIZARRA**
Porcelain tiles
- 331 **PRIVILEGE**
White Body & Porcelain tiles
- 339 **ROCKLAND**
White Body & Porcelain tiles
- 345 **STOWN**
White Body & Porcelain tiles
- 349 **TAKARA**
Porcelain tiles
- 359 **VERONA**
White Body & Porcelain tiles
- 367 **ZEN STONE**
Porcelain tiles



		PIEDRAS STONES						
		PIEZAS CAJA PIECES BOX	KG. CAJA KG. BOX	M² CAJA S.Q.M. BOX	CAJA EUROPALET BOX EUROPALLET	KG. EUROPALET KG. EUROPALLET	M² EUROPALET S.Q.M. EUROPALLET	
P	BASES	90 x 90	2	41,3	1,62	34	1451	55,08
		75 x 150	1	27,22	1,13	36	1004,92	40,68
		59,5 x 119,2	2	28,10	1,42	32	921,2	45,44
		60 x 60 Duplo	2	32,55	0,72	30	990,50	21,60
		60 x 120 Duplo	1	33,04	0,72	32	1071,28	23,04
		59,5 x 59,5	3	20,74	1,06	40	843,60	42,40
		59,5 x 59,5*	4	26,04	1,42	36	958,94	51,12
		45 x 45	5	20,17	1	66	1345,22	66
		44,5 x 44,5	5	20,17	1	66	1345,22	66
		Pack Modular	44 x 66/44 x 44/22 x 44/ 22 x 22	6	18,55	0,87	32	618
30 x 60	8		30	1,44	40	1214	57,60	
29,5 x 59,5	7		24,54	1,23	40	995,60	49,20	
RODAPÍES	10 x 60	15	18,74	0,90	64	1119,36	57,60	
	10 x 59,5	15	18,54	0,89	64	1186,56	56,96	
	9,7 x 90	12	24,4	1,05	25	610	26,25	
	9,7 x 59,5	14	19,04	0,80	50	952	40	
	8,7 x 44,5	26	22,96	1,04	36	826,56	37,44	
	8 x 45	28	17,86	1,01	70	1250,2	70,70	
	7,2 x 29,5	38	18,40	11,4	42	772,8	478,8	
MOSAICO	30 x 30	11	19,82	1	30	594,6	30	
LOSETA	30 x 39,5	6	15,62	0,72	36	565,32	25,92	
	28,8 x 59,5	4	12,8	0,69	30	384	20,7	
Hexagono Net	26 x 30	11	16,37	0,86	30	491,1	25,80	
Hexa	29,7 x 34,4	6	14,3	0,61	60	858	36,6	
Lagoon	17 x 52**	-	-	-	-	-	-	
Artstone	30 x 30	11	22,17	1	30	665,1	30	
Tesela Artisan	30 x 30	11	16,57	1	30	497,1	30	
Listelo Indiana	6,9 x 59,5	13	11	0,53	50	550	26,5	
LISTELO	5,7 x 59,5	14	18,80	0,80	50	940	40	
	2 x 59,5	40	11,33	1	60	679,8	60	

*Hudson / ** Consultar con fábrica / Check details with factory

		PIEDRAS						
		STONES						
		PIEZAS CAJA	KG. CAJA	M² CAJA	CAJA EUROPALET	KG. EUROPALET	M² EUROPALET	
		<small>PIECES BOX</small>	<small>KG. BOX</small>	<small>S.Q.M. BOX</small>	<small>BOX EUROPALLET</small>	<small>KG. EUROPALLET</small>	<small>S.Q.M. EUROPALLET</small>	
Wb	BASES	39,6 x 119,2	5	27	2,36	20	555	47,20
		31,6 x 100	5	26,89	1,58	42	1154,38	66,36
		29,5 x 90	6	26,41	1,59	54	1453,64	85,86
		25 x 75	7	21,76	1,32	42	927,92	55,44
		30,5 x 60,5	8	23,69	1,48	32	772,08	47,36
		29,5 x 59,5	8	23,49	1,40	32	765,68	44,80
		25 x 40	15	21,29	1,50	48	1036,92	72
	Wc	RELIEVES	39,6 x 119,2	4	25	1,89	20	515
		31,6 x 100	5	26,89	1,58	42	1154,38	66,36
Tesela		30,5 x 60,5	7	24,69	1,29	32	804,08	41,28
		29,5 x 90	5	23,13	1,33	60	1415,3	79,80
		29,5 x 59,5	7	20,19	1,23	32	660,08	39,36
	MOSAICO	40 x 40	6	8,2	0,96	40	328	38,40
	Tesela	30 x 30	12	14,37	1,08	30	431,1	32,4
	Discreet	32,4 x 39,6	7	10,25	0,9	40	410	86
	Cantonera	1,5 x 100	20	6,64	0,36	18	119,52	6,48
		1,5 x 31,6	40	4,57	0,20	30	137,10	6
	Silver / Gold	1 x 100	40	12,2	0,4	20	244	8
	Perfil Aluminio	1,1 x 120	5	0,85	0,07	999	849,15	69,93
	Perfil Aluminio Thinck	0,9 x 120	5	0,69	0,05	999	689,31	49,95



BACKSTAGE

ESPESOR (MM)
Thickness

10,3
(29,5 x 90° Relieve / Relief)

9,3
(29,5 x 90°)

8,8
(59,5 x 59,5°)

VARIACIÓN CROMÁTICA
Colour variation




LEVE
Slight

VARIACIÓN GRÁFICA
Graphic variation



LEVE
Slight

Moon



29,5 x 90^R / 11,6" x 35,4"

222630 | M70




ROCK MOON

29,5 x 90^R / 11,6" x 35,4"

222632 | M74

Grey



29,5 x 90^R / 11,6" x 35,4"


222629 | M70



ROCK GREY


29,5 x 90^R / 11,6" x 35,4"

222631 | M74



MOSAICO

30 x 30 / 11,8" x 11,8" 222937 | M83



MOSAICO

30 x 30 / 11,8" x 11,8" 222936 | M83



3 Different designs



DRUMS MIX


29,5 x 90^R / 11,6" x 35,4"

222633 | M74



MOSAICO MIX

30 x 30 / 11,8" x 11,8" 222938 | M83



59,5 x 59,5^R / 23,4" x 23,4"

222637 | M68



59,5 x 59,5^R / 23,4" x 23,4"

222636 | M68



RODAPÍE 9,7 x 59,5 / 3,82" x 23,4"

Moon 222802 | P24

Grey 222801 | P24





Grey 29,5 x 90^R



Rock Grey 29,5 x 90^R



DESERT DUNE



Brown 30,5 x 60,5
Tesela Brown 30,5 x 60,5



Brown 45 x 45

ESPESOR (MM)
Thickness

10,4
(30,5 x 60,5 Relieve / Relief)

9,1
(30,5 x 60,5)

8,8
(45 x 45)

DESLIZAMIENTO
Coefficient of friction

R9 / CLASE 1*

VARIACIÓN CROMÁTICA
Colour variation



LEVE
Slight

VARIACIÓN GRÁFICA
Graphic variation




MEDIA
Moderate

*Datos para el formato 45 x 45
Only technical features of 45 x 45

Brown



30,5 x 60,5 / 12" x 23,8" 213606 | **M53**



45 x 45 / 17,7" x 17,7" 213608 | **M63**



TESELA
30,5 x 60,5 / 12" x 23,8" 213607 | **M56**



RODAPIÉ
8 x 45 / 3,15" x 17,7" 213672 | **C59**

Bone



30,5 x 60,5 / 12" x 23,8" 213252 | **M53**



45 x 45 / 17,7" x 17,7" 213262 | **M63**



TESELA
30,5 x 60,5 / 12" x 23,8" 213256 | **M56**



RODAPIÉ
8 x 45 / 3,15" x 17,7" 213671 | **C59**

Chrome



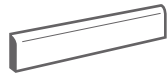
30,5 x 60,5 / 12" x 23,8" 213255 | **M53**



45 x 45 / 17,7" x 17,7" 213265 | **M63**



TESELA
30,5 x 60,5 / 12" x 23,8" 213259 | **M56**



RODAPIÉ
8 x 45 / 3,15" x 17,7" 213674 | **C59**

Pearl



30,5 x 60,5 / 12" x 23,8" 213254 | **M53**



45 x 45 / 17,7" x 17,7" 213264 | **M63**



TESELA
30,5 x 60,5 / 12" x 23,8" 213258 | **M56**

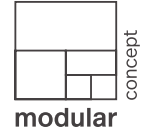


RODAPIÉ
8 x 45 / 3,15" x 17,7" 213673 | **C59**



NEW

GIANT



ESPESOR (MM)
Thickness

10

DESLIZAMIENTO
Coefficient of friction

NATURAL: R10 / B / CLASE 1
GRIP +: R11 / C / CLASE 3

VARIACIÓN CROMÁTICA
Colour variation



LEVE
Slight

VARIACIÓN GRÁFICA
Graphic variation




MEDIA
Moderate



Grey Grip + 44 x 66, 44 x 44, 22 x 44, 22 x 22

White



PACK MODULAR GIANT

WHITE 223744 **M78**

WHITE GRIP + 223745 **M78**

Formatos incluidos / *Formats included*

44 x 66 / 17,3" x 26"

44 x 44 / 17,3" x 17,3"

22 x 44 / 8,66" x 17,3"

22 x 22 / 8,66" x 8,66"

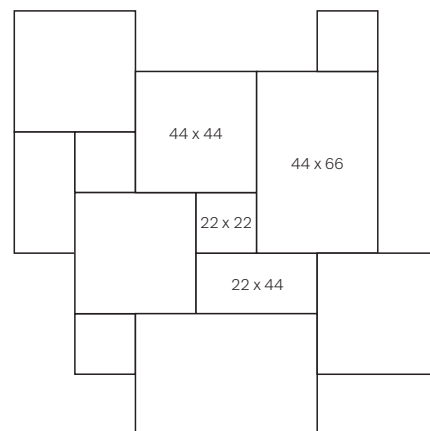


RODAPIÉ

10 x 60 / 3,94" x 23,6" 223961 **C69**

PATRÓN DE COLOCACIÓN SUGERIDO


SUGGESTED LAYOUT PATTERN



Junta de colocación
recomendada de 4/5 mm

Placement joint
recommended 4/5 mm



 White 44 x 66, 44 x 44, 22 x 44, 22 x 22



Grey



PACK MODULAR GIANT

GREY 223747 **M78**
 GREY GRIP + 223748 **M78**

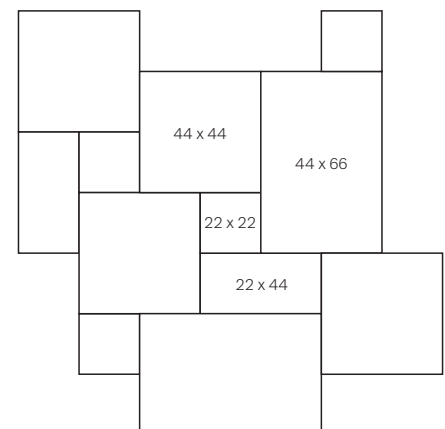
Formatos incluidos / *Formats included*

- 44 x 66** / 17,3" x 26"
- 44 x 44** / 17,3" x 17,3"
- 22 x 44** / 8,66" x 17,3"
- 22 x 22** / 8,66" x 8,66"




RODAPIÉ
10 x 60 / 3,94" x 23,6" 223960 **C69**

PATRÓN DE COLOCACIÓN SUGERIDO
SUGGESTED LAYOUT PATTERN



Junta de colocación
 recomendada de 4/5 mm
*Placement joint
 recommended 4/5 mm*



 Grey 44 x 66, 44 x 44, 22 x 44, 22 x 22



 Grey Grip + 44 x 66, 44 x 44, 22 x 44, 22 x 22

Dark



PACK MODULAR GIANT

DARK

223763 **M78**

DARK GRIP +

223964 **M78**

Formatos incluidos / *Formats included*

44 x 66 / 17,3" x 26"

44 x 44 / 17,3" x 17,3"

22 x 44 / 8,66" x 17,3"

22 x 22 / 8,66" x 8,66"



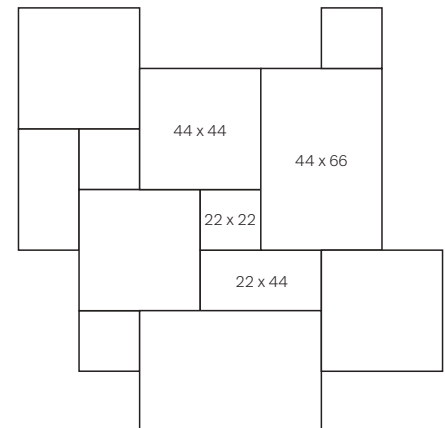
RODAPIÉ

10 x 60 / 3,94" x 23,6"

223959 **C69**

PATRÓN DE COLOCACIÓN SUGERIDO

SUGGESTED LAYOUT PATTERN



Junta de colocación
recomendada de 4/5 mm

*Placement joint
recommended 4/5 mm*




Dark Grip + 44 x 66, 44 x 44, 22 x 44, 22 x 22



NEW

HORIZON



Disponibile
Available
pg.543

ESPESOR (MM)
Thickness

- 20**
(60 x 120[®])
- 9,2**
(59,2 x 119,2[®])
- 8,8**
(59,5 x 59,5[®] / 29,5 x 59,5[®])

DESPLAZAMIENTO
Coefficient of friction

- NATURAL: **R9 / A / CLASE 1**
- GRIP +: **R11 / C / CLASE 3**
- DUPLO: **R11 / C / CLASE 3**

VARIACIÓN CROMÁTICA
Colour variation



LEVE
Slight

VARIACIÓN GRÁFICA
Graphic variation




MEDIA
Moderate

White



59,5 x 119,2^R / 23,4" x 46,9"
60 x 120^R Duplo Grip+ / 23,6" x 47,2"

224635 **M83**
224637 **M87**



29,5 x 59,5^R / 11,6" x 23,4" 224633 **M67**
29,5 x 59,5^R Grip+ / 11,6" x 23,4" 224638 **M67**




LAGOON WHITE
17 x 52 / 6,69" x 20,5" 224688 **M67**



LAGOON MIX
17 x 52 / 6,69" x 20,5" 224348 **M67**



MOSAICO
30 x 30 / 11,8" x 11,8" 224686 **M83**



MOSAICO MIX
30 x 30 / 11,8" x 11,8" 224687 **M83**






CENEFA FÁCIL
Easy frieze




RODAPIÉ
9,7 x 59,5 / 3,82" x 23,4" 224682 **P24**




-  White 29,5 x 59,5^R
-  Lagoon White 17 x 52
-  White 59,5 x 119,2^R





 Cream 59,5 x 119,2^R

 Cream 59,5 x 119,2^R

Cream



59,5 x 119,2^R / 23,4" x 46,9"
60 x 120^R Duplo Grip+ / 23,6" x 47,2"

224250 **M83**
224256 **M87**



29,5 x 59,5^R / 11,6" x 23,4" 224238 **M67**
29,5 x 59,5^R Grip+ / 11,6" x 23,4" 224244 **M67**




LAGOON CREAM
17 x 52 / 6,69" x 20,5" 224345 **M67**




LAGOON MIX
17 x 52 / 6,69" x 20,5" 224348 **M67**



MOSAICO
30 x 30 / 11,8" x 11,8" 224683 **M83**



MOSAICO MIX
30 x 30 / 11,8" x 11,8" 224687 **M83**



CENEFA FÁCIL
Easy frieze



RODAPIÉ
9,7 x 59,5 / 3,82" x 23,4" 224679 **P24**

Light




59,5 x 119,2^R / 23,4" x 46,9"
60 x 120^R Duplo Grip+ / 23,6" x 47,2"

224252 **M83**
 224258 **M87**



29,5 x 59,5^R / 11,6" x 23,4" 224240 **M67**
29,5 x 59,5^R Grip+ / 11,6" x 23,4" 224246 **M67**



LAGOON LIGHT
17 x 52 / 6,69" x 20,5" 224347 **M67**



LAGOON FAR MIX
17 x 52 / 6,69" x 20,5" 224348 **M67**



MOSAICO
30 x 30 / 11,8" x 11,8" 224685 **M83**





MOSAICO MIX
30 x 30 / 11,8" x 11,8" 224687 **M83**




RODAPIÉ
9,7 x 59,5 / 3,82" x 23,4" 224681 **P24**




 Light 59,5 x 119,2^R

 Light 59,5 x 119,2^R



 Lagoon Mix 17 x 52

 Horizon White Duplo 60 x 120^R Grip +



Dark



59,5 x 119,2^R / 23,4" x 46,9"
60 x 120^R Duplo Grip+ / 23,6" x 47,2"

224251 **M83**
224257 **M87**




29,5 x 59,5^R / 11,6" x 23,4" 224239 **M67**
29,5 x 59,5^R Grip+ / 11,6" x 23,4" 224245 **M67**



LAGOON DARK
17 x 52 / 6,69" x 20,5" 224346 **M67**



LAGOON MIX
17 x 52 / 6,69" x 20,5" 224348 **M67**



MOSAICO
30 x 30 / 11,8" x 11,8" 224684 **M83**



MOSAICO MIX
30 x 30 / 11,8" x 11,8" 224687 **M83**



CENEFA FÁCIL
Easy frieze



RODAPIÉ
9,7 x 59,5 / 3,82" x 23,4" 224680 **P24**



NEW

HUDSON

ESPESOR (MM)
Thickness

10,3
(59,2 x 119,2^R Oneida)

9,2
(59,2 x 119,2^R)

8,8
(59,5 x 59,5^R / 29,5 x 59,5^R)

DESLIZAMIENTO
Coefficient of friction

NATURAL: **A / CLASE 1**
GRIP +: **R11 / C / CLASE 3**

VARIACIÓN CROMÁTICA
Colour variation



LEVE
Slight

VARIACIÓN GRÁFICA
Graphic variation



LEVE
Slight

White



59,5 x 119,2^R / 23,4" x 46,9"

224210 | **M83**



59,5 x 59,5^R / 23,4" x 23,4"

224207 | **M70**

59,5 x 59,5^R Grip + / 23,4" x 23,4"


224234 | **M70**



ONEIDA WHITE

59,5 x 119,2^R / 23,4" x 46,9"

224228 | **M83**



29,5 x 59,5^R / 11,6" x 23,4"


224204 | **M67**



ONEIDA WHITE

29,5 x 59,5^R / 11,6" x 23,4"

224222 | **M69**



MOSAICO

30 x 30 / 11,8" x 11,8" 224735 | **M83**



MOSAICO MIX


30 x 30 / 11,8" x 11,8" 224736 | **M83**



RODAPIÉ

10 x 59,5 / 3,94" x 23,4" 224732 | **C69**



 Oneida White 59,5 x 119,2^R

 White 59,5 x 119,2^R



Beige



59,5 x 119,2^R / 23,4" x 46,9"

224208 | **M83**




59,5 x 59,5^R / 23,4" x 23,4"

224205 | **M70**

59,5 x 59,5^R Grip + / 23,4" x 23,4"

224232 | **M70**



ONEIDA BEIGE

59,5 x 119,2^R / 23,4" x 46,9"

224226 | **M83**



29,5 x 59,5^R / 11,6" x 23,4"

224202 | **M67**



ONEIDA BEIGE

29,5 x 59,5^R / 11,6" x 23,4"

224220 | **M69**



CENEFA FÁCIL
Easy frieze



MOSAICO

30 x 30 / 11,8" x 11,8"

224733 | **M83**



MOSAICO MIX

30 x 30 / 11,8" x 11,8"



224736 | **M83**





RODAPIÉ

10 x 59,5 / 3,94" x 23,4" 224730 | **C69**




 Beige 59,5 x 119,2^R
Oneida Beige 59,5 x 119,2^R
 Beige 59,5 x 119,2^R



 Beige 29,5 x 59,5^R
Oneida Beige 29,5 x 59,5^R
 Beige 59,5 x 119,2^R



 Grey 59,5 x 119,2^R
Oneida Grey 59,5 x 119,2^R

 Grey 59,5 x 119,2^R


Grey



59,5 x 119,2^R / 23,4" x 46,9" 224209 | **M83**



59,5 x 59,5^R / 23,4" x 23,4" 224206 | **M70**
59,5 x 59,5^R Grip + / 23,4" x 23,4" 224233 | **M70**



ONEIDA GREY
59,5 x 119,2^R / 23,4" x 46,9" 224227 | **M83**



29,5 x 59,5^R / 11,6" x 23,4" 224203 | **M67**



ONEIDA GREY
29,5 x 59,5^R / 11,6" x 23,4" 224221 | **M69**



MOSAICO
30 x 30 / 11,8" x 11,8" 224734 | **M83**




MOSAICO MIX
30 x 30 / 11,8" x 11,8" 224736 | **M83**



RODAPIÉ
10 x 59,5 / 3,94" x 23,4" 224732 | **C69**

KAINOS



Disponible
Available
pg.545

ESPESOR (MM)

Thickness

20

(60 x 60^R Duplo)

10,5

(90 x 90^R)

9,2

(59,2 x 119,2^R)

8,8

(59,5 x 59,5^R / 29,5 x 59,5^R)

DESLIZAMIENTO

Coefficient of friction

NATURAL: **R9 / A / CLASE 1**

GRIP +: **R11 / C / CLASE 3**

DUPLO: **R11 / C / CLASE 3**

VARIACIÓN CROMÁTICA

Colour variation



MEDIA
Moderate

VARIACIÓN GRÁFICA

Graphic variation



MEDIA
Moderate



Holos Bone 29,5 x 59,5^R



Wonderwood Walnut 19,5 x 119,2^R

Bone



59,5 x 119,2^R / 23,4" x 46,9" 220783 | **M83**



59,5 x 59,5^R / 23,4" x 23,4" 220807 | **M70**
59,5 x 59,5^R Grip + / 23,4" x 23,4" 220813 | **M70**
60 x 60^R Duplo Grip + / 23,6" x 23,6" 222469 | **M83**



ESTRATOS BONE
59,5 x 119,2^R / 23,4" x 46,9" 220789 | **M83**



29,5 x 59,5^R / 11,6" x 23,4" 220795 | **M67**




HOLOS BONE
29,5 x 59,5^R / 11,6" x 23,4" 220801 | **M69**



90 x 90^R / 35,4" x 35,4" 220819 | **M80**



TESELA ARTSTONE BONE
30 x 30 / 11,8" x 11,8" 221221 | **P26**



MOSAICO
30 x 30 / 11,8" x 11,8" 220822 | **M83**



ARTSTONE MIX
30 x 30 / 11,8" x 11,8" 221222 | **P26**



RODAPIÉ
9,7 x 90 / 3,82" x 35,4" 222991 | **P20**
9,7 x 59,5 / 3,82" x 23,4" 220827 | **P24**

* Consultar con el fabricante para adquirir peldaños / For steps please contact the manufacturer

Grey



59,5 x 119,2^R / 23,4" x 46,9"

220781 | **M83**



59,5 x 59,5^R / 23,4" x 23,4"

220805 | **M70**

59,5 x 59,5^R Grip + / 23,4" x 23,4"

220811 | **M70**

60 x 60^R Duplo Grip + / 23,6" x 23,6"

222467 | **M83**



ESTRATOS GREY

59,5 x 119,2^R / 23,4" x 46,9"

220787 | **M83**



29,5 x 59,5^R / 11,6" x 23,4"

220793 | **M67**



HOLOS GREY

29,5 x 59,5^R / 11,6" x 23,4"

220799 | **M69**



90 x 90^R / 35,4" x 35,4"


220817 | **M80**



TESELA ARTSTONE GREY

30 x 30 / 11,8" x 11,8"

221219 | **P26**



MOSAICO

30 x 30 / 11,8" x 11,8"

222820 | **M83**



CENEFA FÁCIL
Easy frieze



RODAPIÉ

9,7 x 90 / 3,82" x 35,4"

222995 | **P20**

9,7 x 59,5 / 3,82" x 23,4"

220828 | **P24**

* Consultar con el fabricante para adquirir peldaños / For steps please contact the manufacturer





Estratos Shadow 59,5 x 119,2^R



Shadow 59,5 x 59,5^R

Shadow



59,5 x 119,2^R / 23,4" x 46,9" 220782 | **M83**



59,5 x 59,5^R / 23,4" x 23,4" 220806 | **M70**
59,5 x 59,5^R Grip + / 23,4" x 23,4" 220812 | **M70**
60 x 60^R Duplo Grip + / 23,6" x 23,6" 222468 | **M83**



ESTRATOS SHADOW
59,5 x 119,2^R / 23,4" x 46,9" 220788 | **M83**




29,5 x 59,5^R / 11,6" x 23,4" 220794 | **M67**




HOŁOS SHADOW
29,5 x 59,5^R / 11,6" x 23,4" 220800 | **M69**



90 x 90^R / 35,4" x 35,4" 220818 | **M80**



MOSAICO
30 x 30 / 11,8" x 11,8" 220821 | **M83**



MOSAICO MIX
30 x 30 / 11,8" x 11,8" 220823 | **M83**



CENEFA FÁCIL
Easy frieze



ARTSTONE SHADOW
30 x 30 / 11,8" x 11,8" 221220 | **P26**



RODAPIÉ
9,7 x 90 / 3,82" x 35,4" 222996 | **P20**
9,7 x 59,5 / 3,82" x 23,4" 220829 | **P24**

* Consultar con el fabricante para adquirir peldaños / For steps please contact the manufacturer

NEW

KAWAII

ESPEJOR (MM)
Thickness

10,4
(31,6 x 100^R Relieve / Relief)

9,7
(31,6 x 100^R)

8,8
(59,5 x 59,5^R)

DESPLAZAMIENTO
Coefficient of friction

CLASE 1*

VARIACIÓN CROMÁTICA
Colour variation



LEVE
Slight

VARIACIÓN GRÁFICA
Graphic variation



LEVE
Slight



Nara 31,6 x 100^R
Nara Grey 31,6 x 100^R

*Datos para el formato 59,5 x 59,5^R
Only technical features of 59,5 x 59,5^R

Moon



31,6 x 100^R / 12,4" x 39,4"

222288 | M75



NARA MOON

31,6 x 100^R / 12,4" x 39,4"


222292 | M77

Grey



31,6 x 100^R / 12,4" x 39,4"

222289 | M75



NARA GREY

31,6 x 100^R / 12,4" x 39,4"

222293 | M77



YUGEN MIX


31,6 x 100^R / 12,4" x 39,4"

222295 | M77




MOSAICO MIX

30 x 30 / 11,8" x 11,8" 223184 | M83



MOSAICO

30 x 30 / 11,8" x 11,8" 223183 | M83



MOSAICO

30 x 30 / 11,8" x 11,8" 223182 | M83



59,5 x 59,5^R / 23,4" x 23,4"

223177 | M70



59,5 x 59,5^R / 23,4" x 23,4"

223176 | M70



RODAPIÉ 9,7 x 59,5 / 3,82" x 23,4"

Moon 223179 | P24

Grey 223178 | P24





Moon 31,6 x 100^R
Nara Moon 31,6 x 100^R



LIBERTY

ESPESOR (MM)
Thickness

10,5
(90 x 90^R)

9,2
(59,2 x 119,2^R)

8,8
(59,5 x 59,5^R / 29,5 x 59,5^R)

DESILIZAMIENTO
Coefficient of friction

R10 / CLASE 1

VARIACIÓN CROMÁTICA
Colour variation



V3

MEDIA
Moderate

VARIACIÓN GRÁFICA
Graphic variation



G3

MEDIA
Moderate

Cream



59,5 x 119,2^R / 23,4" x 46,9"

222587 | M83



29,5 x 59,5^R / 11,6" x 23,4"

222575 | M67



BLOW

29,5 x 59,5^R / 11,6" x 23,4"

222581 | M69



90 x 90^R / 35,4" x 35,4"


222554 | M80



LOSETA CREAM

28,8 x 59,5 / 11,3" x 23,4"

222785 | M78



MOSAICO CREAM

30 x 30 / 11,8" x 11,8"

222590 | M83



MOSAICO MIX

30 x 30 / 11,8" x 11,8"

222593 | M83



59,5 x 59,5^R / 23,4" x 23,4"

222569 | M70



HEXA LIBERTY CREAM

29,7 x 34,4 / 11,7" x 13,5"

222788 | M90



RODAPIÉ

9,7 x 90 / 3,82" x 35,4"

222772 | P20

9,7 x 59,5^R / 3,82" x 23,4"

222775 | P24



Cream 29,5 x 59,5^R



Hexa Liberty Cream 29,7 x 34,4



Cream 90 x 90^R




Moon



59,5 x 119,2^R / 23,4" x 46,9"

222589 | **M83**



29,5 x 59,5^R / 11,6" x 23,4"

222577 | **M67**



BLOW

29,5 x 59,5^R / 11,6" x 23,4"

222583 | **M69**



90 x 90^R / 35,4" x 35,4"


222556 | **M80**



LOSETA MOON

28,8 x 59,5 / 11,3" x 23,4"


222787 | **M78**



MOSAICO MOON

30 x 30 / 11,8" x 11,8"

222592 | **M83**



MOSAICO MIX

30 x 30 / 11,8" x 11,8"

222593 | **M83**



59,5 x 59,5^R / 23,4" x 23,4"

222571 | **M70**



HEXA LIBERTY MOON

29,7 x 34,4 / 11,7" x 13,5"

222790 | **M90**



RODAPÍE

9,7 x 90 / 3,82" x 35,4"

222774 | **P20**

9,7 x 59,5^R / 3,82" x 23,4"

222777 | **P24**



Moon 59,5 x 119,2^R



Hexa Moon 27,4 x 34,4



Grey 59,5 x 119,2^R



Kendo Pearl 31,6 x 100^R



Liberty Moon 90 x 90^R



Grey



59,5 x 119,2^R / 23,4" x 46,9"

222588 | M83



29,5 x 59,5^R / 11,6" x 23,4"

222576 | M67



BLOW

29,5 x 59,5^R / 11,6" x 23,4"

222582 | M69



90 x 90^R / 35,4" x 35,4"


222555 | M80



LOSETA GREY

28,8 x 59,5 / 11,3" x 23,4"


222786 | M78



MOSAICO GREY

30 x 30 / 11,8" x 11,8"

222591 | M83



MOSAICO MIX

30 x 30 / 11,8" x 11,8"

222593 | M83



59,5 x 59,5^R / 23,4" x 23,4"

222570 | M70



HEXA LIBERTY GREY

29,7 x 34,4 / 11,7" x 13,5"

222789 | M90



RODAPIÉ

9,7 x 90 / 3,82" x 35,4"

222773 | P20

9,7 x 59,5^R / 3,82" x 23,4"

222776 | P24



LITHOS

ESPESOR (MM)
Thickness

8,8
(45 x 45)

8,2
(25 x 40)

DESLIZAMIENTO
Coefficient of friction

CLASE 1*

VARIACIÓN CROMÁTICA
Colour variation




LEVE
Slight

VARIACIÓN GRÁFICA
Graphic variation




LEVE
Slight

 Neo Moon 25 x 40


 Shadow 45 x 45

*Datos para el formato 45 x 45
Only technical features of 45 x 45

Moon



25 x 40 / 9,84" x 15,7" 219960 **M43**



NEO MOON
25 x 40 / 9,84" x 15,7" 219968 **M50**



ECHO MOON
25 x 40 / 9,84" x 15,7" 219964 **M50**



FLYNN MOON
25 x 40 / 9,84" x 15,7" 219970 **M50**

Shadow



25 x 40 / 9,84" x 15,7" 219963 **M43**



NEO SHADOW
25 x 40 / 9,84" x 15,7" 220232 **M50**



ECHO SHADOW
25 x 40 / 9,84" x 15,7" 219967 **M50**



FLYNN SHADOW
25 x 40 / 9,84" x 15,7" 220361 **M50**




Shadow 25 x 40
Flynn Shadow 25 x 40

Mix



Shadow + Mocca



MOSAICO SHADOW
30 x 30 / 11,8" x 11,8" 220362 **M83**



MOSAICO MIX
30 x 30 / 11,8" x 11,8" 220364 **M83**



CENEFA FÁCIL
Easy frieze

Cream



25 x 40 / 9,84" x 15,7" 219961 **M43**



NEO CREAM
25 x 40 / 9,84" x 15,7" 219969 **M50**



ECHO CREAM
25 x 40 / 9,84" x 15,7" 219965 **M50**



FLYNN CREAM
25 x 40 / 9,84" x 15,7" 219971 **M50**

Mocca



25 x 40 / 9,84" x 15,7" 219962 **M43**



NEO MOCCA
25 x 40 / 9,84" x 15,7" 220231 **M50**



ECHO MOCCA
25 x 40 / 9,84" x 15,7" 219966 **M50**



FLYNN MOCCA
25 x 40 / 9,84" x 15,7" 220360 **M50**



 Flynn Mocca 25 x 40

Mix



Shadow + Mocca




MOSAICO MOCCA
30 x 30 / 11,8" x 11,8" 220363 **M83**




MOSAICO MIX
30 x 30 / 11,8" x 11,8" 220364 **M83**





 Echo Mocca 25 x 40


 Mocca 45 x 45

Shadow



45 x 45 / 17,7" x 17,7" 219973 M64

Mocca



45 x 45 / 17,7" x 17,7" 219972 M64



RODAPIÉ 8 x 45 / 3,15" x 17,7"


Shadow 220366 C68

Mocca 220365 C68



NEW

LOIRA



ESPESOR (MM)
Thickness

10

DESLIZAMIENTO
Coefficient of friction

NATURAL: **R9 / A / CLASE 1**
GRIP +: **R11 / C / CLASE 3**

VARIACIÓN CROMÁTICA
Colour variation




LEVE
Slight

VARIACIÓN GRÁFICA
Graphic variation



MODERADA
Moderate

 Beige 44 x 66, 44 x 44, 22 x 44, 22 x 22

Beige



PACK MODULAR LOIRA

BEIGE 223741 | **M78**
 BEIGE GRIP + 223742 | **M78**

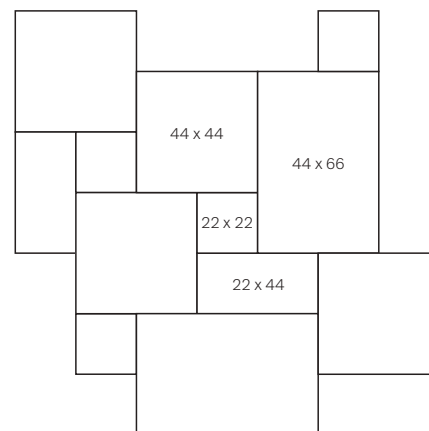
Formatos incluidos / *Formats included*

- 44 x 66** / 17,3" x 26"
- 44 x 44** / 17,3" x 17,3"
- 22 x 44** / 8,66" x 17,3"
- 22 x 22** / 8,66" x 8,66"



RODAPIÉ 223958 | **C69**
10 x 60 / 3,94" x 23,6"

PATRÓN DE COLOCACIÓN SUGERIDO
 SUGGESTED LAYOUT PATTERN




Junta de colocación
 recomendada de 4/5 mm
 Placement joint
 recommended 4/5 mm







MADISON



Disponibile
Available
pg.547

ESPEJOR (MM) Thickness

20
(60 x 60 Duplo)

9,2
(59,2 x 119,2^R)

8,8
(59,5 x 59,5^R / 29,5 x 59,5^R)

DESLIZAMIENTO Coefficient of friction

NATURAL: **R9 / CLASE 1**

GRIP+: **R11 / C / CLASE 3**

DUPLO: **R11 / C / CLASE 3**

VARIACIÓN CROMÁTICA Colour variation



MEDIA
Moderate

VARIACIÓN GRÁFICA Graphic variation



MEDIA
Moderate



Noce 59,5 x 59,5^R

Noce



59,5 x 119,2^R / 23,4" x 46,9"

218565 | M83



59,5 x 59,5^R / 23,4" x 23,4"

218157

M70

59,5 x 59,5^R Grip / 23,4" x 23,4"

218514

M70

60 x 60^R Duplo Grip + / 23,6" x 23,6"

222457

M83



RODAPIÉ

10 x 59,5 / 3,94" x 23,4" 218401 | C69



29,5 x 59,5^R / 11,6" x 23,4"

218161

M67



TOP

29,5 x 59,5^R / 11,6" x 23,4"

218328

M69



MOSAICO

30 x 30 / 11,8" x 11,8"

218386

M83



MOSAICO MIX C

30 x 30 / 11,8" x 11,8"

218387

M83




LOSETA

30 x 39,5 / 11,8" x 15,6"

218419

P43



HEXÁGONO NET NOCE

26 x 30 / 10,2" x 11,8"

218951

P29

Peldaños
Stair pieces



ROMO RANURA

29,5 x 59,5 / 11,6" x 23,4" | P46



INTEGRAL

29,5 x 59,5 / 11,6" x 23,4" | P85



ÁNGULO INTEGRAL

29,5 x 59,5 / 11,6" x 23,4" | P88



CENEFA FÁCIL
Easy frieze



TESELA ARTISAN NOCE

30 x 30 / 11,8" x 11,8"

218955

P26

Bone



59,5 x 119,2^R / 23,4" x 46,9"

218568 | **M83**



59,5 x 59,5^R / 23,4" x 23,4"

218160 | **M70**

59,5 x 59,5^R Grip / 23,4" x 23,4"

218512 | **M70**

60 x 60^R Duplo Grip + / 23,6" x 23,6" 222460

| **M83**



RODAPIÉ

10 x 59,5 / 3,94" x 23,4" 218400 | **C69**



29,5 x 59,5^R / 11,6" x 23,4"

218164 | **M67**



TOP

29,5 x 59,5^R / 11,6" x 23,4"

218331 | **M69**



MOSAICO

30 x 30 / 11,8" x 11,8" 218384 | **M83**



MOSAICO MIX C

30 x 30 / 11,8" x 11,8" 218387 | **M83**



LOSETA

30 x 39,5 / 11,8" x 15,6" 218418 | **P43**



HEXÁGONO NET BONE

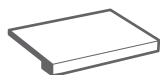
26 x 30 / 10,2" x 11,8" 218950 | **P29**

Peldaños
Stair pieces



ROMO RANURA

29,5x59,5 / 11,6" x 23,4" | **P46**



INTEGRAL

29,5x59,5 / 11,6" x 23,4" | **P85**



ÁNGULO INTEGRAL

29,5x59,5 / 11,6" x 23,4" | **P88**




CENEFA FÁCIL
Easy frieze




TESELA ARTISAN BONE

30 x 30 / 11,8" x 11,8" 218954 | **P26**



 Bone 29,5 x 59,5^R
Top Noce 29,5 x 59,5^R

 Noce 59,5 x 59,5^R

Grafito




59,5 x 119,2^R / 23,4" x 46,9" 218566 | **M83**



59,5 x 59,5^R / 23,4" x 23,4" 218158 | **M70**
59,5 x 59,5^R Grip / 23,4" x 23,4" 218513 | **M70**
60 x 60^R Duplo Grip + / 23,6" x 23,6" 222458 | **M83**




RODAPIÉ
10 x 59,5 / 3,94" x 23,4" 218403 | **C69**




29,5 x 59,5^R / 11,6" x 23,4" 218162 | **M67**



TOP
29,5 x 59,5^R / 11,6" x 23,4" 218329 | **M69**




MOSAICO
30 x 30 / 11,8" x 11,8" 218385 | **M83**



MOSAICO MIX F
30 x 30 / 11,8" x 11,8" 218388 | **M83**



LOSETA
30 x 39,5 / 11,8" x 15,6" 218421 | **P43**



HEXÁGONO NET GRAFITO
26 x 30 / 10,2" x 11,8" 218952 | **P29**

Peldaños
 Stair pieces



ROMO RANURA
29,5x59,5 / 11,6" x 23,4" | **P46**



INTEGRAL
29,5x59,5 / 11,6" x 23,4" | **P85**



ÁNGULO INTEGRAL
29,5x59,5 / 11,6" x 23,4" | **P88**



CENEFA FÁCIL
 Easy frieze



TESELA ARTISAN GRAFITO
30 x 30 / 11,8" x 11,8" 218956 | **P26**



Grafito 59,5 x 59,5^R



Grafito 29,5 x 59,5^R





Top Grafito 29,5 x 59,5^R



Grafito 59,5 x 59,5^R



 Grafito 59,5 x 119,2^R

 Argent 59,5 x 119,2^R

Argent



59,5 x 119,2^R / 23,4" x 46,9" 218567 | M83



59,5 x 59,5^R / 23,4" x 23,4" 218159 | M70
 59,5 x 59,5^R Grip / 23,4" x 23,4" 218511 | M70
 60 x 60^R Duplo Grip + / 23,6" x 23,6" 222459 | M83



RODAPIÉ

10 x 59,5 / 3,94" x 23,4" 218402 | C69




29,5 x 59,5^R / 11,6" x 23,4" 218163 | M67




TOP

29,5 x 59,5^R / 11,6" x 23,4" 218330 | M69




MOSAICO

30 x 30 / 11,8" x 11,8" 218383 | M83



MOSAICO MIX F

30 x 30 / 11,8" x 11,8" 218388 | M83



LOSETA

30 x 39,5 / 11,8" x 15,6" 218420 | P43



HEXÁGONO NET ARGENT

26 x 30 / 10,2" x 11,8" 218953 | P29

Peldaños
Stair pieces



ROMO RANURA

29,5 x 59,5 / 11,6" x 23,4" | P46



INTEGRAL

29,5 x 59,5 / 11,6" x 23,4" | P85




ÁNGULO INTEGRAL

29,5 x 59,5 / 11,6" x 23,4" | P88



CENEFA FÁCIL
Easy frieze



TESELA ARTISAN ARGENT

30 x 30 / 11,8" x 11,8" 218957 | P26



NEW

MALDIVES

ESPEJOR (MM)
Thickness

10,4
(31,6 x 100^º Relieve / Relief)

9,7
(31,6 x 100^º)

VARIACIÓN CROMÁTICA
Colour variation



LEVE
Slight

VARIACIÓN GRÁFICA
Graphic variation



LEVE
Slight

Cream



31,6 x 100^R / 12,4" x 39,4"

224152 | **M75**

Pearl



31,6 x 100^R / 12,4" x 39,4"

224153 | **M75**



SEA CREAM

31,6 x 100^R / 12,4" x 39,4"

224154 | **M77**



SEA PEARL

31,6 x 100^R / 12,4" x 39,4"

224155 | **M77**



MOSAICO

30 x 30 / 11,8" x 11,8" 224760 | **M83**



MOSAICO

30 x 30 / 11,8" x 11,8" 224762 | **M83**






CENEFA FÁCIL
Easy frieze



MOSAICO MIX

30 x 30 / 11,8" x 11,8" 224761 | **M83**

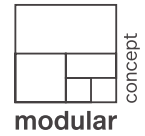


-  Cream 31,6 x 100^R
-  Sea Cream 31,6 x 100^R
-  Hamilton Maple 23 x 120



NEW

MERIBEL



ESPEJOR (MM)
Thickness

10

DESIZAMIENTO
Coefficient of friction

NATURAL: R10 / A / CLASE 1
GRIP+: R11 / C / CLASE 3

VARIACIÓN CROMÁTICA
Colour variation



LEVE
Slight

VARIACIÓN GRÁFICA
Graphic variation



MODERADA
Moderate



Beige 44 x 66, 44 x 44, 22 x 44, 22 x 22

Beige



PACK MODULAR MERIBEL

BEIGE 223721 **M78**
 BEIGE GRIP + 223722 **M78**

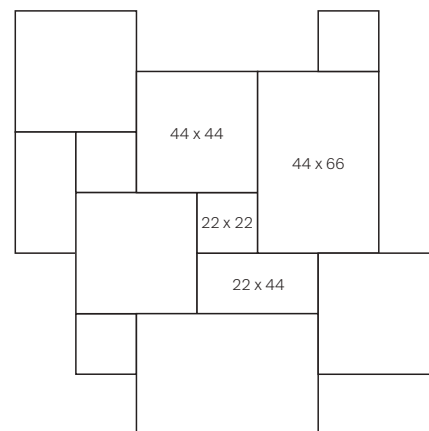
Formatos incluidos / *Formats included*

- 44 x 66** / 17,3" x 26"
- 44 x 44** / 17,3" x 17,3"
- 22 x 44** / 8,66" x 17,3"
- 22 x 22** / 8,66" x 8,66"



RODAPIÉ 223962 **C69**
10 x 60 / 3,94" x 23,6"

PATRÓN DE COLOCACIÓN SUGERIDO
 SUGGESTED LAYOUT PATTERN



Junta de colocación
 recomendada de 4/5 mm
 Placement joint
 recommended 4/5 mm



 Beige Grip + 44 x 66, 44 x 44, 22 x 44, 22 x 22



Pearl



PACK MODULAR MERIBEL

PEARL 223724 **M78**
 PEARL GRIP + 223725 **M78**

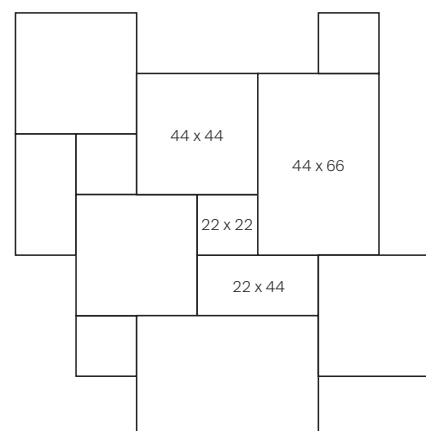
Formatos incluidos / *Formats included*

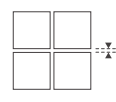
- 44 x 66** / 17,3" x 26"
- 44 x 44** / 17,3" x 17,3"
- 22 x 44** / 8,66" x 17,3"
- 22 x 22** / 8,66" x 8,66"



RODAPÍE 223963 **C69**
10 x 60 / 3,94" x 23,6"

PATRÓN DE COLOCACIÓN SUGERIDO SUGGESTED LAYOUT PATTERN



 Junta de colocación recomendada de 4/5 mm
 Placement joint recommended 4/5 mm



Pearl 44 x 66, 44 x 44, 22 x 44, 22 x 22

Pearl Grip + 44 x 66, 44 x 44, 22 x 44, 22 x 22



MOMENTS

ESPESOR (MM)
Thickness

10,4
(31,6 x 100^R / 29,5 x 59,5^R) Relieve / Relief

9,7
(31,6 x 100^R)

9,1
(29,5 x 59,5^R)

8,8
(59,5 x 59,5^R)

VARIACIÓN CROMÁTICA
Colour variation



LEVE
Slight

VARIACIÓN GRÁFICA
Graphic variation



LEVE
Slight

Moon



31,6 x 100^R / 12,4" x 39,4"

221557 | M75



MATICA MOON
31,6 x 100^R / 12,4" x 39,4"

221627 | M77

Silver



31,6 x 100^R / 12,4" x 39,4"

221559 | M75



MATICA SILVER
31,6 x 100^R / 12,4" x 39,4"

221561 | M77

Grey



31,6 x 100^R / 12,4" x 39,4"

221558 | M75



MATICA GREY
31,6 x 100^R / 12,4" x 39,4"

221560 | M77

3 Different designs



HOP MIX
31,6 x 100^R / 12,4" x 39,4"

221562 | M77





Grey 31,6 x 100^R
Matica Grey 31,6 x 100^R



Insignia White 60 x 120^R



Moon



29,5 x 59,5^R / 11,6" x 23,4" 221569 M61



MATICA MOON
29,5 x 59,5^R / 11,6" x 23,4" 221629 M63

3 Different designs



HOP MIX
29,5 x 59,5^R / 11,6" x 23,4" 221574 M63



Silver



29,5 x 59,5^R / 11,6" x 23,4" 221571 M61



MATICA SILVER
29,5 x 59,5^R / 11,6" x 23,4" 221573 M63

Grey




29,5 x 59,5^R / 11,6" x 23,4" 221570 M61




MATICA GREY
29,5 x 59,5^R / 11,6" x 23,4" 221572 M63




Matica Silver 29,5 x 59,5^R



MOSAICO MOON
30 x 30 / 11,8" x 11,8" 221584 | M83



MOSAICO GREY
30 x 30 / 11,8" x 11,8" 221585 | M83



MOSAICO SILVER
30 x 30 / 11,8" x 11,8" 221586 | M83



MOSAICO MIX
30 x 30 / 11,8" x 11,8" 221587 | M83



Grey 29,5 x 59,5^R
Mosaico Mix 30 x 30



Moon 31,6 x 100^R
Matica Moon 31,6 x 100^R



Montana Oak 19,5 x 119,2^R



Moon 29,5 x 59,5^R

Matica Moon 29,5 x 59,5^R



Hop Mix 29,5 x 59,5^R



Moon 59,5 x 59,5^R



Moon



59,5 x 59,5^R / 23,4" x 23,4" 221578 | M68

Silver



59,5 x 59,5^R / 23,4" x 23,4" 221580 | M68

Grey



59,5 x 59,5^R / 23,4" x 23,4" 221579 | M68



RODAPIÉ MOON
9,7 x 59,5 / 3,92" x 23,4" 221581 | P24



RODAPIÉ SILVER
9,7 x 59,5 / 3,92" x 23,4" 221583 | P24



RODAPIÉ GREY
9,7 x 59,5 / 3,92" x 23,4" 221582 | P24




HOP MIX
59,5 x 59,5^R / 23,4" x 23,4" 221708 | M68

3 Different designs





Hop Mix 59,5 x 59,5^R



 Silver 59,5 x 59,5^R



 Moon 31,6 x 100^R
 Moon Matica 31,6 x 100^R

 Montana Natural 19,5 x 119,2^R



NATIVE

ESPESOR (MM)
Thickness

10,5
(90 x 90[®])

9,2
(59,2 x 119,2[®])

DESLIZAMIENTO
Coefficient of friction

R10 / CLASE 1

VARIACIÓN CROMÁTICA
Colour variation




LEVE
Slight

VARIACIÓN GRÁFICA
Graphic variation



LEVE
Slight

Moon



90 x 90^R / 35,4" x 35,4"

222532 | **M80**



HEXA NATIVE MOON

29,7 x 34,4 / 11,7" x 13,5"

222538 | **M90**



LOSETA MOON

28,8 x 59,5 / 11,3" x 23,4"

222782 | **M78**



59,5 x 119,2^R / 23,4" x 46,9"

222961 | **M83**



RODAPIÉ

9,7 x 90 / 3,82" x 35,4"

222535 | **P20**



Native Moon 59,5 x 119,2^R
Native Loseta Moon 28,8 x 59,5



Century Honey 25 x 150^R
Native Moon 59,5 x 119,2^R





Grey



90 x 90^R / 35,4" x 35,4"

222531 | M80



HEXA NATIVE GREY

29,7 x 34,4 / 11,7" x 13,5"

222537 | M90



LOSETA GREY

28,8 x 59,5 / 11,3" x 23,4"

222781 | M78



59,5 x 119,2^R / 23,4" x 46,9"

222960 | M83




RODAPIÉ


9,7 x 90 / 3,82" x 35,4"

222534 | P20




 Grey 90 x 90^R



 Grey 90 x 90^R



 Hexa Grey 29,7 x 34,4

 Grey 59,5 x 119,2^R



Cream



90 x 90^R / 35,4" x 35,4"

222530 | **M80**



HEXA NATIVE CREAM

29,7 x 34,4 / 11,7" x 13,5"

222536 | **M90**



LOSETA CREAM

28,8 x 59,5 / 11,3" x 23,4"

222780 | **M78**



59,5 x 119,2^R / 23,4" x 46,9"

222959 | **M83**




RODAPIÉ


9,7 x 90 / 3,82" x 35,4"


222533 | **P20**



 Hexa Cream 29,7 x 34,4



 Hexa Cream 29,7 x 34,4

 Cream 90 x 90^R







NEOLITICK

ESPESOR (MM) Thickness

10,4
(31,6 x 100^R / 29,5 x 59,5^R) Relieve / Relief

9,7
(31,6 x 100^R)

9,1
(29,5 x 59,5^R)

8,8
(59,5 x 59,5^R)

DESPLAZAMIENTO Coefficient of friction

R9 / CLASE 1*

VARIACIÓN CROMÁTICA Colour variation



LEVE
Slight

VARIACIÓN GRÁFICA Graphic variation



LEVE
Slight



Moon 31,6 x 100^R
Moon Sense 31,6 x 100^R



Caramel 59,5 x 59,5^R

*Datos para el formato 59,5 x 59,5^R
Only technical features of 59,5 x 59,5^R

Moon



31,6 x 100^R / 12,4" x 39,4"
29,5 x 59,5^R / 11,6" x 23,4"

215856 **M75**
 216042 **M61**



AVANTLIGHT*
31,6 x 100^R / 12,4" x 39,4"
 (*) SET 2 PZS

216345 **P88***




SENSE
31,6 x 100^R / 12,4" x 39,4"
29,5 x 59,5^R / 11,6" x 23,4"

215859 **M77**
 216045 **M63**



MATCH
31,6 x 100^R / 12,4" x 39,4"
29,5 x 59,5^R / 11,6" x 23,4"

216051 **M77**
 216135 **M63**



MOSAICO
30 x 30 / 11,8" x 11,8" 216316 **M83**



CANTONERA

1,5 x 31,6 / 0,591" x 12,4"
1,5 x 100 / 0,591" x 39,4"

216280 **P36**
 216288 **P53**


Listelo de cristal / Glass body listel



LISTELO 1 x 100^R / 0,394" x 39,4"

Silver
Gold

218295 **P23**
 218294 **P23**



Perfiles de aluminio / Aluminium profile



PERFIL ALUMINIO GLOSS ORO
1,1 x 120 / 0,433" x 47,2" 221268 **P27**
 PERFIL ALUMINIO MATT ORO
1,1 x 120 / 0,433" x 47,2" 221267 **P23**

PERFIL ALUMINIO GLOSS PLATA
1,1 x 120 / 0,433" x 47,2" 221270 **P26**
 PERFIL ALUMINIO MATT PLATA
1,1 x 120 / 0,433" x 47,2" 221269 **P23**

Moon



59,5 x 59,5^R / 23,4" x 23,4"


215868 **M68**



RODAPIÉ

10 x 59,5 / 3,94" x 23,4" 216129 **C69**



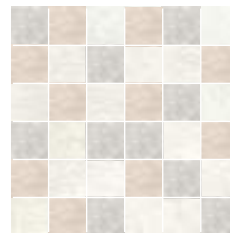
 Moon 29,5 x 59,5^R
Custom 29,5 x 59,5^R



CUSTOM
31,6 x 100^R / 12,4" x 39,4"
29,5 x 59,5^R / 11,6" x 23,4"

216048 | **M77**
216263 | **M63**



MOSAICO MIX
30 x 30 / 11,8" x 11,8" 216128 | **M83**


Mix



59,5 x 59,5^R / 23,4" x 23,4" 216347 | **M72**



 Grey 31,6 x 100^R
Match Grey 31,6 x 100^R

Grey



31,6 x 100^R / 12,4" x 39,4"
29,5 x 59,5^R / 11,6" x 23,4"

215857 **M75**
 216044 **M61**



AVANTCOLD*
31,6 x 100^R / 12,4" x 39,4"
 (*) SET 2 PZS

216004 **P88***



SENSE
31,6 x 100^R / 12,4" x 39,4"
29,5 x 59,5^R / 11,6" x 23,4"

215860 **M77**
 216047 **M63**



MOSAICO
30 x 30 / 11,8" x 11,8" 216317 **M83**



MATCH
31,6 x 100^R / 12,4" x 39,4"
29,5 x 59,5^R / 11,6" x 23,4"

216053 **M77**
 216137 **M63**



CANTONERA
1,5 x 31,6 / 0,591" x 12,4"
1,5 x 100 / 0,591" x 39,4"

216282 **P36**
 216290 **P53**

Listelo de cristal / Glass body listel



LISTELO 1 x 100^R / 0,394" x 39,4"

Silver
Gold

218295 **P23**
 218294 **P23**



Perfiles de aluminio / Aluminium profile



PERFIL ALUMINIO GLOSS ORO

1,1 x 120 / 0,433" x 47,2"

221268 **P27**

PERFIL ALUMINIO MATT ORO

1,1 x 120 / 0,433" x 47,2"

221267 **P23**



PERFIL ALUMINIO GLOSS PLATA

1,1 x 120 / 0,433" x 47,2"

221270 **P26**

PERFIL ALUMINIO MATT PLATA

1,1 x 120 / 0,433" x 47,2"

221269 **P23**

Grey



59,5 x 59,5^R / 23,4" x 23,4"

215869 **M68**



RODAPIÉ

10 x 59,5 / 3,94" x 23,4"

216131 **C69**



Caramel



31,6 x 100^R / 12,4" x 39,4"
29,5 x 59,5^R / 11,6" x 23,4"

215855 | **M75**
 216043 | **M61**




AVANTWARM*
31,6 x 100^R / 12,4" x 39,4"
 (* SET 2 PZS)

216005 | **P88***



SENSE
31,6 x 100^R / 12,4" x 39,4"
29,5 x 59,5^R / 11,6" x 23,4"

215858 | **M77**
 216046 | **M63**



MOSAICO
30 x 30 / 11,8" x 11,8" 216315 | **M83**



MATCH
31,6 x 100^R / 12,4" x 39,4"
29,5 x 59,5^R / 11,6" x 23,4"

216052 | **M77**
 216136 | **M63**



CANTONERA
1,5 x 31,6 / 0,591" x 12,4"
1,5 x 100 / 0,591" x 39,4"

216281 | **P36**
 216289 | **P53**

Listelo de cristal / Glass body listel



LISTELO 1 x 100^R / 0,394" x 39,4"
Silver
Gold

218295 | **P23**
 218294 | **P23**

Perfiles de aluminio / Aluminium profile



PERFIL ALUMINIO GLOSS ORO
1,1 x 120 / 0,433" x 47,2"
 PERFIL ALUMINIO MATT ORO
1,1 x 120 / 0,433" x 47,2"

221268 | **P27**
 221267 | **P23**

PERFIL ALUMINIO GLOSS PLATA
1,1 x 120 / 0,433" x 47,2"
 PERFIL ALUMINIO MATT PLATA
1,1 x 120 / 0,433" x 47,2"

221270 | **P26**
 221269 | **P23**

Caramel



59,5 x 59,5^R / 23,4" x 23,4" 215867 | **M68**



RODAPIÉ
10 x 59,5 / 3,94" x 23,4" 216130 | **C69**

NEW AGE



Moon 29,5 x 59,5^R
Fields Moon 29,5 x 59,5^R

ESPESOR (MM)
Thickness

9,1
(29,5 x 59,5^R)

8,8
(44,5 x 44,5^R)

DESLIZAMIENTO
Coefficient of friction

R9 / CLASE 2*

VARIACIÓN CROMÁTICA
Colour variation



MEDIA
Moderate

VARIACIÓN GRÁFICA
Graphic variation



ALTA
Strong

*Datos para el formato 44,5 x 44,5^R
Only technical features of 44,5 x 44,5^R

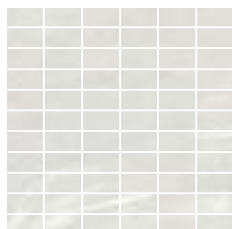
Moon




29,5 x 59,5^R / 11,6" x 23,4" 217667 M53



FIELDS
29,5 x 59,5^R / 11,6" x 23,4" 217671 M56



TESELA
30 x 30 / 11,8" x 11,8" 216960 P32



TESELA MIX F
30 x 30 / 11,8" x 11,8" 216964 P32


Dark



29,5 x 59,5^R / 11,6" x 23,4" 217670 M53



FIELDS
29,5 x 59,5^R / 11,6" x 23,4" 217674 M56



TESELA
30 x 30 / 11,8" x 11,8" 216961 P32



TESELA MIX F
30 x 30 / 11,8" x 11,8" 216964 P32

Moon



44,5 x 44,5^R / 17,5" x 17,5" 217068 M64



RODAPIÉ
8,7 x 44,5 / 3,43" x 17,5" 217214 P14

Dark



44,5 x 44,5^R / 17,5" x 17,5" 217067 M64



RODAPIÉ
8,7 x 44,5 / 3,43" x 17,5" 217217 P14


Noce



29,5 x 59,5^R / 11,6" x 23,4" 217668 **M53**



FIELDS
29,5 x 59,5^R / 11,6" x 23,4" 217672 **M56**



TESELA
30 x 30 / 11,8" x 11,8" 216963 **P32**



TESELA MIX C
30 x 30 / 11,8" x 11,8" 216965 **P32**

Bone




29,5 x 59,5^R / 11,6" x 23,4" 217669 **M53**



FIELDS
29,5 x 59,5^R / 11,6" x 23,4" 217673 **M56**



TESELA
30 x 30 / 11,8" x 11,8" 216962 **P32**



TESELA MIX C
30 x 30 / 11,8" x 11,8" 216965 **P32**

Noce



44,5 x 44,5^R / 17,5" x 17,5" 217066 **M64**



RODAPIÉ
8,7 x 44,5 / 3,43" x 17,5" 217215 **P14**

Bone






44,5 x 44,5^R / 17,5" x 17,5" 217065 **M64**



RODAPIÉ
8,7 x 44,5 / 3,43" x 17,5" 217216 **P14**



-  Bone 29,5 x 59,5^R
-  Fields Bone 29,5 x 59,5^R
-  Bone 44,5 x 44,5^R

Listelo de cristal / Glass body listel



LISTELO 1 x 100^R / 0,394" x 39,4"

Silver

218295 | **P23**

Gold

218294 | **P23**



Perfiles de aluminio / Aluminium profile



PERFIL ALUMINIO GLOSS ORO

1,1 x 120 / 0,433" x 47,2"

221268 | **P27**

PERFIL ALUMINIO MATT ORO

1,1 x 120 / 0,433" x 47,2"

221267 | **P23**

PERFIL ALUMINIO GLOSS PLATA

1,1 x 120 / 0,433" x 47,2"




221270 | **P26**

PERFIL ALUMINIO MATT PLATA


1,1 x 120 / 0,433" x 47,2"

221269 | **P23**



-  Bone 29,5 x 59,5^R
-  Fields Noce 29,5 x 59,5^R
-  Noce 44,5 x 44,5^R

NOMADE



Disponibile

Available
pg.549

ESPEJOR (MM)

Thickness

20
(60 x 60 Duplo)

10,5
(75 x 150^{RS})

10,3
(90 x 90^{RS})

9,2
(59,2 x 119,2^{RS})

8,8
(29,5 x 59,5^{RS})

DESPLAZAMIENTO

Coefficient of friction

NATURAL: **R10 / B / CLASE 1**

DUPLO: **R11 / C / CLASE 3**

VARIACIÓN CROMÁTICA

Colour variation




LEVE
Slight


VARIACIÓN GRÁFICA

Graphic variation



MEDIA
Moderate

 Bone 59,5 x 119,2^R

 Bone 59,5 x 119,2^R

ACABADO MATE / MATT FINISH

Bone



75 x 150^R / 29,5" x 59,1"

221909 | M86



90 x 90^R / 35,4" x 35,4"

221897 | M80




RODAPIÉ

9,7 x 90 / 3,82" x 35,4"

221918 | P20



 Paralelo Bone 59,5 x 119,2^R

 Bone 59,5 x 119,2^R

Bone



59,5 x 119,2^R / 23,4" x 46,9"

221884 | **M83**



29,5 x 59,5^R / 11,6" x 23,4"

222241 | **M67**



PARALLELO BONE

29,5 x 59,5^R / 11,6" x 23,4"

222247 | **M69**



PARALLELO BONE

59,5 x 119,2^R / 23,4" x 46,9"

221890 | **M84**



LISTELO INDIANA BLUE

6,9 x 59,5^R / 2,72" x 23,4"

222144 | **P30**



LISTELO INDIANA NOIR

6,9 x 59,5^R / 2,72" x 23,4"

222145 | **P30**



LISTELO INDIANA COTTO

6,9 x 59,5^R / 2,72" x 23,4"

222146 | **P30**



60 x 60^R Duplo Grip+ / 23,4" x 23,4"

222518 | **M83**



RODAPIÉ

9,7 x 59,5^R / 3,82" x 23,4"


221915 | **P24**



MOSAICO BONE

30 x 30 / 11,8" x 11,8"

221921 | **M83**



MOSAICO MIX

30 x 30 / 11,8" x 11,8"

221922 | **M83**



Bone 29,5 x 59,5^R

Parallelo Bone 29,5 x 59,5^R



Bone 59,5 x 119,2^R



Bone 59,5 x 119,2^R

Parallelo Bone 59,5 x 119,2^R



Bone 59,5 x 119,2^R

Argent



75 x 150^R / 29,5" x 59,1"

221908 | M86



90 x 90^R / 35,4" x 35,4"

221896 | M80



RODAPIÉ

9,7 x 90 / 3,82" x 35,4"

221917 | P20



 Nomade Argent 75 x 150^R

 Century Natural 25 x 150^R



Argent



59,5 x 119,2^R / 23,4" x 46,9"

221883 | M83



29,5 x 59,5^R / 11,6" x 23,4"


222240 | M67



PARALLELO ARGENT

29,5 x 59,5^R / 11,6" x 23,4"

222246 | M69



PARALLELO ARGENT

59,5 x 119,2^R / 23,4" x 46,9"

221889 | M84



LISTELO INDIANA BLUE

6,9 x 59,5^R / 2,72" x 23,4"

222144 | P30



LISTELO INDIANA NOIR

6,9 x 59,5^R / 2,72" x 23,4"

222145 | P30



LISTELO INDIANA COTTO


6,9 x 59,5^R / 2,72" x 23,4"

222146 | P30



60 x 60^R Duplo Grip+ / 23,4" x 23,4"


222519 | M83



MOSAICO ARGENT

30 x 30 / 11,8" x 11,8"

221920 | M83



MOSAICO MIX

30 x 30 / 11,8" x 11,8"

221922 | M83



RODAPIÉ

9,7 x 59,5^R / 3,82" x 23,4"

221914 | P24





Noir



75 x 150^R / 29,5" x 59,1"

221910 | M86



90 x 90^R / 35,4" x 35,4"

221898 | M80



RODAPÍÉ

9,7 x 90 / 3,82" x 35,4" 221919 | P20





Noir



59,5 x 119,2^R / 23,4" x 46,9"

221885 | M83



29,5 x 59,5^R / 11,6" x 23,4"


222242 | M67



PARALLELO NOIR

29,5 x 59,5^R / 11,6" x 23,4"

222248 | M69



PARALLELO NOIR

59,5 x 119,2^R / 23,4" x 46,9"

221891 | M84



LISTELO INDIANA BLUE

6,9 x 59,5^R / 2,72" x 23,4"

222144 | P30



LISTELO INDIANA NOIR

6,9 x 59,5^R / 2,72" x 23,4"

222145 | P30



LISTELO INDIANA COTTO


6,9 x 59,5^R / 2,72" x 23,4"

222146 | P30



60 x 60^R Duplo Grip+ / 23,6" x 23,6"


222517 | M83



MOSAICO NOIR

30 x 30 / 11,8" x 11,8"

221923 | M83



MOSAICO MIX

30 x 30 / 11,8" x 11,8"

221922 | M83



RODAPIÉ

9,7 x 59,5^R / 3,82" x 23,4" 221916 | P24



Noir 59,5 x 119,2^R



Parallelo Noir 59,5 x 119,2^R



Noir 59,5 x 119,2^R



PIZARRA



ESPESOR (MM)
Thickness

8,8
(29,5 x 59,5^R)

DESLIZAMIENTO
Coefficient of friction

R10 / CLASE 2

VARIACIÓN CROMÁTICA
Colour variation



V3


MEDIA
Moderate

VARIACIÓN GRÁFICA
Graphic variation



G3

MEDIA
Moderate

 Grafito 29,5 x 59,5^R

 Grafito 29,5 x 59,5^R

Negro



29,5 x 59,5^R / 11,6" x 23,4" 200896 **M60**



5,7 x 59,5^R / 2,24" x 23,4" 207796 **P16**



2 x 59,5^R / 0,78" x 23,4" 207792 **P13**



MOSAICO
30 x 30 / 11,8" x 11,8" 207650 **M83**

Grafito



29,5 x 59,5^R / 11,6" x 23,4" 200892 **M60**



5,7 x 59,5^R / 2,24" x 23,4" 207795 **P16**



2 x 59,5^R / 0,78" x 23,4" 207791 **P13**



MOSAICO
30 x 30 / 11,8" x 11,8" 207788 **M83**

Plata



29,5 x 59,5^R / 11,6" x 23,4" 200890 **M60**



5,7 x 59,5^R / 2,24" x 23,4" 207797 **P16**



2 x 59,5^R / 0,78" x 23,4" 207793 **P13**




MOSAICO
30 x 30 / 11,8" x 11,8" 207789 **M83**

Mix



Negro + Grafito + Plata



MOSAICO M MIX
30 x 30 / 11,8" x 11,8" 207901 **M83**



RODAPIÉ
7,2 x 29,5 / 2,83" x 11,6" 204026 **P14**
9,7 x 59,5 / 3,82" x 23,4" 203918 **P24**



RODAPIÉ
7,2 x 29,5 / 2,83" x 11,6" 204009 **P14**
9,7 x 59,5 / 3,82" x 23,4" 203906 **P24**



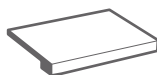
RODAPIÉ
7,2 x 29,5 / 2,83" x 11,6" 204006 **P14**
9,7 x 59,5 / 3,82" x 23,4" 203903 **P24**

Peldaños

Stair pieces



ROMO RANURA
29,5x59,5 / 11,6" x 23,4" **P46**



INTEGRAL
29,5x59,5 / 11,6" x 23,4" **P85**



ÁNGULO INTEGRAL
29,5x59,5 / 11,6" x 23,4" **P88**



PRIVILEGE



6,5 mm de espesor
Thickness 6,5 mm

ESPEJOR (MM) Thickness

8,8

(59,5 x 59,5^R)

8,5

(39,9 x 119,2^R Relieve / Relief)

6,5

(39,9 x 119,2^R)

VARIACIÓN CROMÁTICA Colour variation



LEVE
Slight

VARIACIÓN GRÁFICA Graphic variation



LEVE
Slight



Versys Moon 39,6 x 119,2^R



Woderwood Camel 19,5 x 119,2^R

Moon



39,6 x 119,2^R / 15,6" x 46,9"

219558 | **M80**



VERSYS

39,6 x 119,2^R / 15,6" x 46,9"

219561 | **M81**



SUMMIT

39,6 x 119,2^R / 15,6" x 46,9"

219564 | **M81**



Perfiles de aluminio / Aluminium profile



PERFIL ALUMINIO THINCK GLOSS ORO

0,9 x 120 / 0,354" x 47,2"

221353 | **P27**

PERFIL ALUMINIO THINCK MATT ORO

0,9 x 120 / 0,354" x 47,2"

221358 | **P23**

PERFIL ALUMINIO THINCK GLOSS PLATA

0,9 x 120 / 0,354" x 47,2"

221354 | **P26**

PERFIL ALUMINIO THINCK MATT PLATA

0,9 x 120 / 0,354" x 47,2"

221355 | **P23**



59,5 x 59,5^R / 23,4" x 23,4"

219570 | **M68**



L.RODAPÍE

9,7 x 59,5 / 3,82" x 23,4" 219591 | **P14**

Pearl



39,6 x 119,2^R / 15,6" x 46,9"

219557 | **M80**



VERSYS

39,6 x 119,2^R / 15,6" x 46,9"

219560 | **M81**



SUMMIT

39,6 x 119,2^R / 15,6" x 46,9"

219563 | **M81**




59,5 x 59,5^R / 23,4" x 23,4"

219569 | **M68**



L.RODAPÍE

9,7 x 59,5 / 3,82" x 23,4" 219590 | **P14**



Pearl 59,5 x 59,5^R



Pearl 39,6 x 119,2^R



Summit Pearl 39,6 x 119,2^R



Pearl 59,5 x 59,5^R



Perfiles de aluminio / Aluminium profile



PERFIL ALUMINIO THINCK GLOSS ORO

0,9 x 120 / 0,354" x 47,2"

221353 | **P27**

PERFIL ALUMINIO THINCK MATT ORO

0,9 x 120 / 0,354" x 47,2"

221358 | **P23**

PERFIL ALUMINIO THINCK GLOSS PLATA

0,9 x 120 / 0,354" x 47,2"

221354 | **P26**


PERFIL ALUMINIO THINCK MATT PLATA

0,9 x 120 / 0,354" x 47,2"

221355 | **P23**



Sand



39,6 x 119,2^R / 15,6" x 46,9"

219556 | **M80**



VERSYS

39,6 x 119,2^R / 15,6" x 46,9"

219559 | **M81**



SUMMIT

39,6 x 119,2^R / 15,6" x 46,9"

219562 | **M81**



Perfiles de aluminio / Aluminium profile



PERFIL ALUMINIO THINCK GLOSS ORO

0,9 x 120 / 0,354" x 47,2"

221353 | **P27**

PERFIL ALUMINIO THINCK MATT ORO

0,9 x 120 / 0,354" x 47,2"

221358 | **P23**

PERFIL ALUMINIO THINCK GLOSS PLATA


0,9 x 120 / 0,354" x 47,2"

221354 | **P26**

PERFIL ALUMINIO THINCK MATT PLATA

0,9 x 120 / 0,354" x 47,2"

221355 | **P23**




59,5 x 59,5^R / 23,4" x 23,4"

219568 | **M68**



L.RODAPIÉ

9,7 x 59,5 / 3,82" x 23,4" 219589 | **P14**



MOSAICO ELEGANT F
40 x 40 / 15,7" x 15,7" 219881 | P65



MOSAICO ELEGANT C
40 x 40 / 15,7" x 15,7" 219882 | P65



MOSAICO MOON
30 x 30 / 11,8" x 11,8" 219594 | M83



MOSAICO PEARL
30 x 30 / 11,8" x 11,8" 219593 | M83



MOSAICO SAND
30 x 30 / 11,8" x 11,8" 219592 | M83



MOSAICO MIX
30 x 30 / 11,8" x 11,8" 219595 | M83



DISCREET F
32,4 x 39,6 / 12,8" x 15,6" 219879 | P60



DISCREET C
32,4 x 39,6 / 12,8" x 15,6" 219878 | P60



Discreet C 32,4 x 39,6



ROCKLAND



ESPESOR (MM)

Thickness

10,4

(29,5 x 59,5^º Relieve / Relief)

10,3

(29,5 x 90^º Relieve / Relief)

9,3

(29,5 x 90^º)

9,1

(29,5 x 59,5^º)

8,8

(59,5 x 59,5^º)

DESLIZAMIENTO

Coefficient of friction

R9 / CLASE 1*

VARIACIÓN CROMÁTICA

Colour variation



LEVE

Slight

VARIACIÓN GRÁFICA

Graphic variation



LEVE

Slight



Hammer Bone 29,5 x 90^º



Wonderwood Walnut 19,5 x 119,2^º

*Datos para el formato 59,5 x 59,5^º
Only technical features of 59,5 x 59,5^º

Bone



29,5 x 90^R / 11,6" x 35,4"
29,5 x 59,5^R / 11,6" x 23,4"

218807 **M70**
 219223 **M61**



WINDTIC

29,5 x 90^R / 11,6" x 35,4"
29,5 x 59,5^R / 11,6" x 23,4"


218815 **M74**
 219231 **M63**



HAMMER

29,5 x 90^R / 11,6" x 35,4"
29,5 x 59,5^R / 11,6" x 23,4"

218823 **M74**
 219239 **M63**



DIVERSITY

29,5 x 90^R / 11,6" x 35,4"
29,5 x 59,5^R / 11,6" x 23,4"

218920 **M74**
 219247 **M63**



Perfiles de aluminio / Aluminium profile



PERFIL ALUMINIO GLOSS ORO

1,1 x 120 / 0,433" x 47,2"

221268 **P27**

PERFIL ALUMINIO MATT ORO

1,1 x 120 / 0,433" x 47,2"

221267 **P23**

PERFIL ALUMINIO GLOSS PLATA


1,1 x 120 / 0,433" x 47,2"

221270 **P26**

PERFIL ALUMINIO MATT PLATA


1,1 x 120 / 0,433" x 47,2"

221269 **P23**



MOSAICO

30 x 30 / 11,8" x 11,8" 218839 **M83**




MOSAICO MIX C

30 x 30 / 11,8" x 11,8" 218843 **M83**



CENEFA FÁCIL
 Easy frieze



59,5 x 59,5^R / 23,4" x 23,4"

218831 **M68**



RODAPIÉ

10 x 59,5 / 3,94" x 23,4" 218835 **C73**

Caramel



29,5 x 90^R / 11,6" x 35,4"
29,5 x 59,5^R / 11,6" x 23,4"

218809 **M70**
 219225 **M61**



WINDTIC

29,5 x 90^R / 11,6" x 35,4"
29,5 x 59,5^R / 11,6" x 23,4"

218817 **M74**
 219233 **M63**



HAMMER

29,5 x 90^R / 11,6" x 35,4"
29,5 x 59,5^R / 11,6" x 23,4"


218825 **M74**
 219241 **M63**



DIVERSITY


29,5 x 90^R / 11,6" x 35,4"
29,5 x 59,5^R / 11,6" x 23,4"

218922 **M74**
 219249 **M63**



MOSAICO

30 x 30 / 11,8" x 11,8" 218841 **M83**



MOSAICO MIX C

30 x 30 / 11,8" x 11,8" 218843 **M83**




59,5 x 59,5^R / 23,4" x 23,4" 218833 **M68**



RODAPIÉ

10 x 59,5 / 3,94" x 23,4" 218837 **C73**

Moon



29,5 x 90^R / 11,6" x 35,4"
29,5 x 59,5^R / 11,6" x 23,4"

218806 **M70**
 219222 **M61**



WINDTIC

29,5 x 90^R / 11,6" x 35,4"
29,5 x 59,5^R / 11,6" x 23,4"


218814 **M74**
 219230 **M63**



HAMMER

29,5 x 90^R / 11,6" x 35,4"
29,5 x 59,5^R / 11,6" x 23,4"

218822 **M74**
 219238 **M63**



DIVERSITY

29,5 x 90^R / 11,6" x 35,4"
29,5 x 59,5^R / 11,6" x 23,4"

218919 **M74**
 219246 **M63**



Perfiles de aluminio / Aluminium profile



PERFIL ALUMINIO GLOSS ORO

1,1 x 120 / 0,433" x 47,2"

221268 **P27**

PERFIL ALUMINIO MATT ORO

1,1 x 120 / 0,433" x 47,2"

221267 **P23**

PERFIL ALUMINIO GLOSS PLATA

1,1 x 120 / 0,433" x 47,2"

221270 **P26**

PERFIL ALUMINIO MATT PLATA


1,1 x 120 / 0,433" x 47,2"

221269 **P23**



MOSAICO

30 x 30 / 11,8" x 11,8" 218838 **M83**




MOSAICO MIX F

30 x 30 / 11,8" x 11,8" 218842 **M83**



CENEFA FÁCIL
 Easy frieze



59,5 x 59,5^R / 23,4" x 23,4" 218830 **M68**



RODAPIÉ

10 x 59,5 / 3,94" x 23,4" 218834 **C73**

Grey



29,5 x 90^R / 11,6" x 35,4"
29,5 x 59,5^R / 11,6" x 23,4"

218808 **M70**
 219224 **M61**



WINDTIC

29,5 x 90^R / 11,6" x 35,4"
29,5 x 59,5^R / 11,6" x 23,4"

218816 **M74**
 219232 **M63**



HAMMER

29,5 x 90^R / 11,6" x 35,4"
29,5 x 59,5^R / 11,6" x 23,4"

218824 **M74**
 219240 **M63**



DIVERSITY

29,5 x 90^R / 11,6" x 35,4"
29,5 x 59,5^R / 11,6" x 23,4"

218921 **M74**
 219248 **M63**



Perfiles de aluminio / Aluminium profile



PERFIL ALUMINIO GLOSS ORO

1,1 x 120 / 0,433" x 47,2"

221268 **P27**

PERFIL ALUMINIO MATT ORO

1,1 x 120 / 0,433" x 47,2"

221267 **P23**

PERFIL ALUMINIO GLOSS PLATA


1,1 x 120 / 0,433" x 47,2"

221270 **P26**

PERFIL ALUMINIO MATT PLATA


1,1 x 120 / 0,433" x 47,2"

221269 **P23**



MOSAICO

30 x 30 / 11,8" x 11,8" 218840 **M83**



MOSAICO MIX F

30 x 30 / 11,8" x 11,8" 218842 **M83**



59,5 x 59,5^R / 23,4" x 23,4"

218832 **M68**



RODAPIÉ

10 x 59,5 / 3,94" x 23,4"

218836 **C73**



Mosaico Moon 30 x 30

Moon 29,5 x 59,5^R



Diversity Moon 29,5 x 59,5^R



Wonderwood Camel 19,5 x 119,2^R

STOWN



ESPESOR (MM)
Thickness

9,7
(25 x 75)

8,8
(45 x 45)

DESILIZAMIENTO
Coefficient of friction

CLASE 1*

VARIACIÓN CROMÁTICA
Colour variation



LEVE
Slight

VARIACIÓN GRÁFICA
Graphic variation



LEVE
Slight

*Datos para el formato 45 x 45
Only technical features of 45 x 45



Caramel 25 x 75
Patchwork Caramel 25 x 75

Grey



25 x 75 / 9,84" x 29,5"

217234 | M55



PATCHWORK
25 x 75 / 9,84" x 29,5"

217237 | M59



MOSAICO
30 x 30 / 11,8" x 11,8" 217395 | M83

Caramel




25 x 75 / 9,84" x 29,5"

217235 | M55



PATCHWORK
25 x 75 / 9,84" x 29,5"

217238 | M59




MOSAICO
30 x 30 / 11,8" x 11,8" 217394 | M83



CENEFA FÁCIL
Easy frieze



45 x 45 / 17,7" x 17,7" 217240 | M64



45 x 45 / 17,7" x 17,7" 217241 | M64



RODAPIÉ
8 x 45 / 3,15" x 17,7" 217702 | C59




RODAPIÉ
8 x 45 / 3,15" x 17,7" 217701 | C59

Moon



25 x 75 / 9,84" x 29,5"

217233 | M55



PATCHWORK

25 x 75 / 9,84" x 29,5"

217236 | M59



MOSAICO

30 x 30 / 11,8" x 11,8" 217396 | M83


Decorados



SURFACE

25 x 75 / 9,84" x 29,5"

217363 | M59



MOSAICO MIX

30 x 30 / 11,8" x 11,8" 217397 | M83



CENEFA FÁCIL
Easy frieze




45 x 45 / 17,7" x 17,7" 217239 | M64




RODAPIÉ


8 x 45 / 3,15" x 17,7" 217703 | C59



 Surface 25 x 75

 Moon 45 x 45



 Moon 25 x 75

 Patchwork Caramel 25 x 75

 Caramel 45 x 45



NEW

TAKARA

ESPESOR (MM)
Thickness

10,5
(90 x 90^o)

DESIZAMIENTO
Coefficient of friction

R10 / CLASE 1

VARIACIÓN CROMÁTICA
Colour variation



LEVE
Slight

VARIACIÓN GRÁFICA
Graphic variation




MODERADA
Moderate

Light



90 x 90^R / 35,4" x 35,4"

224199 | M80



MOSAICO LIGHT

30 x 30 / 11,8" x 11,8" 224585 | M83



MOSAICO MIX

30 x 30 / 11,8" x 11,8" 224587 | M83



CENEFA FÁCIL
Easy frieze



RODAPIÉ


9,7 x 90 / 3,82" x 35,4"

224581 | P20




Light 90 x 90^R

Pearl



90 x 90^R / 35,4" x 35,4"

224200 | **M80**



MOSAICO PEARL

30 x 30 / 11,8" x 11,8" 224586 | **M83**



MOSAICO MIX

30 x 30 / 11,8" x 11,8" 224587 | **M83**



RODAPIÉ


9,7 x 90 / 3,82" x 35,4"

224582 | **P20**




Pearl 90 x 90^R

Grey



90 x 90^R / 35,4" x 35,4"

224198 | M80



MOSAICO GREY

30 x 30 / 11,8" x 11,8" 224584 | M83



CENEFA FÁCIL
Easy frieze




RODAPÍE

9,7 x 90 / 3,82" x 35,4"

224580 | P20



 Grey 90 x 90^R






Dark



90 x 90^R / 35,4" x 35,4"

224197 | **M80**



MOSAICO DARK

30 x 30 / 11,8" x 11,8" 224583 | **M83**



MOSAICO MIX

30 x 30 / 11,8" x 11,8" 224587 | **M83**



CENEFA FÁCIL
Easy frieze



RODAPIÉ


9,7 x 90 / 3,82" x 35,4"

224579 | **P20**



Dark 90 x 90^R


Luck



90 x 90^R / 35,4" x 35,4"


224201 | M80





 Luck 90 x 90^R

8 Different designs





 Luck 90 x 90^R

 Dark 90 x 90^R





NEW

VERONA

ESPESOR (MM)
Thickness

10,4
(31,6 x 100^o Relieve / Relief)

9,7
(31,6 x 100^o)

VARIACIÓN CROMÁTICA
Colour variation



LEVE
Slight


VARIACIÓN GRÁFICA
Graphic variation



LEVE
Slight

White

Beige



31,6 x 100^R / 12,4" x 39,4"

224093 | **M75**



31,6 x 100^R / 12,4" x 39,4"


224094 | **M75**



VENETO WHITE

31,6 x 100^R / 12,4" x 39,4"

224095 | **M77**



VENETO BEIGE

31,6 x 100^R / 12,4" x 39,4"

224096 | **M77**



BOTANIA WHITE

31,6 x 100^R / 12,4" x 39,4"

224097 | **M77**



BOTANIA BEIGE

31,6 x 100^R / 12,4" x 39,4"

224098 | **M77**

Listelo de cristal / Glass body listel



LISTELO 1 x 100^R / 0,394" x 39,4"

Silver

218295 | **P23**

Gold

218294 | **P23**

4 Different designs



FONTANA MIX
31,6 x 100^R / 12,4" x 39,4"

224099 | M77



MOSAICO WHITE
30 x 30 / 11,8" x 11,8" 224735 | M83



MOSAICO BEIGE
30 x 30 / 11,8" x 11,8" 224733 | M83



MOSAICO MIX
30 x 30 / 11,8" x 11,8" 224736 | M83

Fontana Mix 31,6 x 100^R

Perfiles de aluminio / Aluminium profile



PERFIL ALUMINIO GLOSS ORO

1,1 x 120 / 0,433" x 47,2"221268 **P27**

PERFIL ALUMINIO MATT ORO

1,1 x 120 / 0,433" x 47,2"221267 **P23**




PERFIL ALUMINIO GLOSS PLATA

1,1 x 120 / 0,433" x 47,2"221270 **P26**

PERFIL ALUMINIO MATT PLATA

1,1 x 120 / 0,433" x 47,2"221269 **P23**



-  Verona White 31,6 x 100^R
-  Verona Veneto White 31,6 x 100^R
-  Kaira Maple 25 x 150^R



HUDSON (Pavimento coordinado Verona / Verona coordinated floor)



HUDSON WHITE
59,5 x 119,2^R / 23,4" x 46,9"

224210 | **M83**






HUDSON WHITE
59,5 x 59,5^R / 23,4" x 23,4"
59,5 x 59,5^R Grip + / 23,4" x 23,4"

224207 | **M68**
 224234 | **M68**



RODAPIÉ
10 x 59,5 / 3,94" x 23,4" 224732 | **C69**



-  Verona White 31,6 x 100^R
-  Verona Fontana Mix 31,6 x 100^R
-  Hudson White 59,5 x 119,2^R



HUDSON BEIGE

59,5 x 119,2^R / 23,4" x 46,9"

224208 | **M83**



HUDSON BEIGE

59,5 x 59,5^R / 23,4" x 23,4"

224205 | **M68**

59,5 x 59,5^R Grip + / 23,4" x 23,4"

224232 | **M68**



RODAPÍE

10 x 59,5 / 3,94" x 23,4" 224730 | **C69**



Verona Beige 31,6 x 100^R




Verona Botania Beige 31,6 x 100^R



Hudson Beige 59,5 x 119,2^R



ZEN STONE



Disponibile
Available
pg.555

ESPEJOR (MM)
Thickness

20
(60 x 60 Duplo)

9
(30 x 60)

DESIZAMIENTO
Coefficient of friction

NATURAL: R10 / B / CLASE 1

DUPLO: R11 / C / CLASE 3

VARIACIÓN CROMÁTICA
Colour variation



LEVE
Slight

VARIACIÓN GRÁFICA
Graphic variation



MEDIA
Moderate

 Brown Duplo 60 x 60^R

Dark



60 x 60^R Duplo Grip + / 23,6" x 23,6" 222463 | M83




30 x 60 / 11,8" x 23,6" 217390 | M64



RODAPIÉ
10 x 75 / 3,94" x 29,5" 220270 | P28



LOSETA
30 x 39,5 / 11,8" x 15,6" 217613 | P43



MOSAICO
30 x 30 / 11,8" x 11,8" 217720 | M83



CENEFA FÁCIL
Easy frieze

Grey



60 x 60^R Duplo Grip + / 23,6" x 23,6" 222462 | M83




30 x 60 / 11,8" x 23,6" 217391 | M64



RODAPIÉ
10 x 75 / 3,94" x 29,5" 220271 | P28




LOSETA
30 x 39,5 / 11,8" x 15,6" 217614 | P43



MOSAICO
30 x 30 / 11,8" x 11,8" 217721 | M83

Mix



MOSAICO MIX F
30 x 30 / 11,8" x 11,8" 217723 | M83

Brown




60 x 60^R Duplo Grip + / 23,6" x 23,6" 222464 | M83


Moon



60 x 60^R Duplo Grip + / 23,6" x 23,6" 222461 | M83



30 x 60 / 11,8" x 23,6" 217388 | M64



30 x 60 / 11,8" x 23,6" 217389 | M64



RODAPIÉ
10 x 75 / 3,94" x 29,5" 220268 | P28




RODAPIÉ
10 x 75 / 3,94" x 29,5" 220269 | P28




LOSETA
30 x 39,5 / 11,8" x 15,6" 217612 | P43



LOSETA
30 x 39,5 / 11,8" x 15,6" 217615 | P43

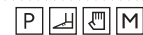


MOSAICO
30 x 30 / 11,8" x 11,8" 217718 | M83




MOSAICO
30 x 30 / 11,8" x 11,8" 217719 | M83

Mix



MOSAICO MIX C
30 x 30 / 11,8" x 11,8" 217722 | M83



 Brown Duplo 60 x 60^R

MOON
Concept

MOON
Memento

MOON
Hit

LIGHT
Urban Mix

MOON
Atelier

WHITE
Memory

MOON
Bloom

BEIGE
Evidence

BONE
Memory

CREAM
Concept

MOON
Aston

MOON
Uniq

GREY
Atelier

CARAMEL
Concept

TAUPE
Activ

BEIGE
Bloom

BONE
Discovery

NEW

MOON
District

MOON
Boxer

MOON
Activ

GREY
Bloom

CARAMEL
Activ

GREY
Uniq

NEW

PEARL
Boxer

LIGHT
Universe

MERCURY
Diverso

GREY
Universe

TAUPE
District

GREY
Boxer

NEW

PEARL
Uniq

GREIGE
Memory

PEARL
Discovery

DENIM
District

GREY
Evidence

GREY
Concept

NEW



Cementos

CEMENTS

- 375 **ACTIV**
White Body & Porcelain tiles
- 379 **ASTON**
White Body & Porcelain tiles
- 387 **ATELIER**
White Body & Porcelain tiles
- 391 **BLOOM**
White Body & Porcelain tiles
- 397 **BOXER**
Porcelain tiles
- 403 **CONCEPT**
White Body & Porcelain tiles
- 407 **DISCOVERY**
Porcelain tiles
- 413 **DISTRICT**
White Body & Porcelain tiles
- 417 **DIVERSO**
Porcelain tiles
- 425 **EVIDENCE**
Porcelain tiles
- 431 **HIT**
White Body & Porcelain tiles
- 435 **MEMENTO**
White Body & Porcelain tiles
- 439 **MEMORY**
White Body Tiles
- 445 **UNIQ**
White Body tiles
- 451 **UNIVERSE**
White Body & Porcelain tiles
- 457 **URBAN MIX**
White Body & Porcelain tiles



CEMENTOS		PIEZAS CAJA	KG. CAJA	M² CAJA	CAJA EUROPALET	KG. EUROPALET	M² EUROPALET	
CEMENTS		PIECES BOX	KG. BOX	S.Q.M. BOX	BOX EUROPALLET	KG. EUROPALLET	S.Q.M. PALLET	
P	BASES	90 x 90	2	41,3	1,62	34	1451	55,08
		90 x 90 Duplo	1	39,3	0,81	27	1076	21,87
		75 x 150	1	27,22	1,13	36	1004,92	40,68
		75 x 75	3	41,20	1,69	30	1250	50,70
		60 x 60 Duplo	2	32,55	0,72	30	990,50	21,60
		60 x 60	4	31,5	1,44	32	960	46,08
		59,5 x 59,5	3	20,74	1,06	40	843,60	42,40
		60 x 120 Duplo	1	33,04	0,72	32	1071,28	23,04
		59,5 x 119,2	2	28,10	1,42	32	921,2	45,44
		45 x 45	5	20,17	1	66	1345,22	66
		44,5 x 44,5	5	20,17	1	66	1345,22	66
		30 x 60	8	30	1,44	40	1214	57,60
		29,5 x 59,5	7	24,54	1,23	40	995,60	49,20
	RODAPIÉS	10 x 75	13	22,76	0,97	40	910,4	38,80
		10 x 60	15	18,74	0,90	64	1199,36	57,60
		9,7 x 90	10	21,2	0,87	25	530	21,75
		10 x 59,5	15	18,54	0,89	64	1186,56	56,96
		9,7 x 60	14	19,04	0,84	50	952	42
		9,7 x 59,5	14	19	0,75	50	950	37,5
		8 x 45	28	17,86	1,01	70	1250,2	70,70
	Trapeze	23,5 x 35,9	6	10,60	0,51	50	530	25,5
	MOSAICO	30 x 30	11	19,82	1	30	594,6	30
		29,5 x 29,5	11	19,47	1	30	584,1	30

CEMENTOS		PIEZAS CAJA	KG. CAJA	M² CAJA	CAJA EUROPALET	KG. EUROPALET	M² EUROPALET	
CEMENTS		PIECES BOX	KG. BOX	S.Q.M. BOX	BOX EUROPALLET	KG. EUROPALLET	S.Q.M. PALLET	
W ₆	BASES	39,6 x 119,2	5	27	2,36	20	555	47,20
		31,6 x 100	5	26,89	1,58	42	1154,38	66,36
		29,5 x 90	6	26,41	1,59	54	145	85,86
		29,5 x 59,5	8	23,49	1,40	32	765,68	44,80
		25 x 75	7	21,76	1,32	42	927,92	55,44
		25 x 40	15	21,29	1,5	48	1036,92	72
W ₃	RELIEVES	39,6 x 119,2	4	25	1,89	20	515	37,80
		31,6 x 100	5	26,89	1,58	42	1154,38	66,36
		29,5 x 90	5	23,13	1,33	60	1415,3	79,80
		29,5 x 59,5	7	20,19	1,23	32	660,08	39,36
		25 x 40	13	20,59	1,30	48	1003,32	62,40
	Poetry	39,6 x 119,2	6	32,23	2,83	13	419	36,79
	Set Artist	31,6 x 100	2	22,64	1,26	28	633,92	35,28
	Mureto	25 x 40	15	19,21	1,5	48	922,08	72
	Cenefa Activ	5,2 x 33	50	12,77	0,85	30	383,1	25,50
	Cenefa Ellis	5,8 x 40	26	8,51	0,60	52	442,52	31,37
	Cenefa The way	5,8 x 40	24	8,81	0,56	52	458,12	28,95
	Cubic Mix	26 x 30	12	14,57	0,94	30	437,1	28,08
	MOSAICO	40 x 40	6	8,2	0,96	40	328	38,40
		30 x 30	11	19,82	1	30	594,6	30
	Discreet	32,4 x 39,6	7	10,25	0,9	40	410	86
	Tesela Activ	30 x 30	12	14,37	1,08	30	431,1	32,4
	Tesela District	30 x 32,7	7	10,79	0,70	32	345,28	22,4
	Listelo Silver/Gold	1 x 100	40	12,2	0,4	20	244	8
	Perfil Aluminio Think	0,9 x 120	5	0,69	0,05	999	689,31	49,95
	Perfil Aluminio	1,1 x 120	5	0,85	0,07	999	849,15	69,93
	Cantonera	1,5 x 100	20	6,64	0,36	18	119,52	6,48
		1,5 x 31,6	40	4,57	0,2	30	137,1	6



ACTIV

ESPESOR (MM)
Thickness

9,4
(25 x 40 Relieve / Relief)

8,8
(45 x 45)

8,2
(25 x 40 / 25 x 40 Mureto)

DESLIZAMIENTO
Coefficient of friction

NATURAL: R9 / CLASE 1*

GRIP: R11 / C / CLASE 3*

VARIACIÓN CROMÁTICA
Colour variation



LEVE
Slight

VARIACIÓN GRÁFICA
Graphic variation



LEVE
Slight



Caramel 25 x 40
Mix Cube 25 x 40

*Datos para el formato 45 x 45
Only technical features of 45 x 45

Graphite

Taupe




Caramel



45 x 45 / 17,7" x 17,7" 215224 **M64**
45 x 45 Grip / 17,7" x 17,7" 215555 **M64**

45 x 45 / 17,7" x 17,7" 215222 **M64**
45 x 45 Grip / 17,7" x 17,7" 215553 **M64**

45 x 45 / 17,7" x 17,7" 215223 **M64**
45 x 45 Grip / 17,7" x 17,7" 215554 **M64**



MOSAICO
30 x 30 / 11,8" x 11,8" 215498 **M83**

MOSAICO
30 x 30 / 11,8" x 11,8" 215496 **M83**


MOSAICO
30 x 30 / 11,8" x 11,8" 215497 **M83**



RODAPIÉ
8 x 45 / 3,15" x 17,7" 215506 **C59**

RODAPIÉ
8 x 45 / 3,15" x 17,7" 215504 **C59**

RODAPIÉ
8 x 45 / 3,15" x 17,7" 215505 **C59**



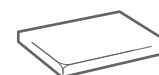
Peldaños
 Stair pieces



ROMO RANURA
45 x 45 / 17,7" x 17,7" **C62**



INTEGRAL
45 x 45 / 17,7" x 17,7" **P75**



ÁNGULO INTEGRAL
45 x 45 / 17,7" x 17,7" **P85**

Graphite 25 x 40
 Mosaico Graphite 30 x 30
 Mosaico Graphite 30 x 30

Moon



25 x 40 / 9,84" x 15,7" 215213 **M43**



LINE
25 x 40 / 9,84" x 15,7" 215217 **M48**



CENEFA MOON
5,2 x 33 / 2,05" x 13" 215499 **P21**

Graphite



25 x 40 / 9,84" x 15,7" 215216 **M43**



LINE
25 x 40 / 9,84" x 15,7" 215220 **M48**



CENEFA GRAPHITE
5,2 x 33 / 2,05" x 13" 215502 **P21**

Mix



5 different designs



YARAS
25 x 40 / 9,84" x 15,7" 215377 **M50**



MIX CUBE
25 x 40 / 9,84" x 15,7" 215221 **M50**



MURETO
25 x 40 / 9,84" x 15,7" 215252 **M50**



CENEFA THE WAY MIX
5,8 x 40 / 2,28" x 15,7" 215509 **P15**



CENEFA ELLIS
5,8 x 40 / 2,28" x 15,7" 215508 **P14**

Taupe



25 x 40 / 9,84" x 15,7" 215214 **M43**



LINE
25 x 40 / 9,84" x 15,7" 215218 **M48**



CENEFA TAUPE
5,2 x 33 / 2,05" x 13" 215500 **P21**


Caramel




25 x 40 / 9,84" x 15,7" 215215 **M43**



LINE
25 x 40 / 9,84" x 15,7" 215219 **M48**



CENEFA CARAMEL
5,2 x 33 / 2,05" x 13" 215501 **P21**



TESELA ACTIV MIX
30 x 30 / 11,8" x 11,8" 215503 **P36**



CENEFA FÁCIL
Easy frieze



Caramel 25 x 40

Yaras 25 x 40



NEW

ASTON

ESPEJOR (MM)
Thickness

10,4
29,5 x 59,5^R Relieve / Relief

9,1
(29,5 x 59,5^R)

8,8
(59,5 x 59,5^R)

DESLIZAMIENTO
Coefficient of friction

CLASE 1*

VARIACIÓN CROMÁTICA
Colour variation



LEVE
Slight

VARIACIÓN GRÁFICA
Graphic variation



LEVE
Slight


*Datos para el formato 59,5 x 59,5^R
Only technical features of 59,5 x 59,5^R

 Moon 29,5 x 59,5^R
Harvey Moon 29,5 x 59,5^R

Moon




29,5 x 59,5^R / 11,6" x 23,4" 222834 | M61




MOSAICO MOON
30 x 30 / 11,8" x 11,8" 222891 | M83



MOSAICO MIX
30 x 30 / 11,8" x 11,8" 222894 | M83



HARVEY MOON
29,5 x 59,5^R / 11,6" x 23,4" 222837 | M63



59,5 x 59,5^R / 23,4" x 23,4" 222843 | M68



RODAPIÉ
10 x 59,5 / 3,94" x 23,4" 222846 | P24



Moon 59,5 x 59,5^R



Moon 29,5 x 59,5^R

Shadow 29,5 x 59,5^R

Harvey Moon 29,5 x 59,5^R



Moon 59,5 x 59,5^R






Pearl 29,5 x 59,5^R

Harvey Pearl 29,5 x 59,5^R

Pearl



29,5 x 59,5^R / 11,6" x 23,4" 222835 | M61



MOSAICO PEARL
30 x 30 / 11,8" x 11,8" 222892 | M83



MOSAICO MIX
30 x 30 / 11,8" x 11,8" 222894 | M83



HARVEY PEARL
29,5 x 59,5^R / 11,6" x 23,4" 222838 | M63



59,5 x 59,5^R / 23,4" x 23,4" 222844 | M68



RODAPIÉ
9,7 x 59,5 / 3,84" x 23,4" 222847 | P24




Pearl 29,5 x 59,5^R
Harvey Pearl 29,5 x 59,5^R

NOVEDAD
NEW

Shadow



29,5 x 59,5^R / 11,6" x 23,4" 222836 | **M61**



MOSAICO SHADOW
30 x 30 / 11,8" x 11,8" 222893 | **M83**



HARVEY SHADOW
29,5 x 59,5^R / 11,6" x 23,4" 222839 | **M63**



MOSAICO MIX
30 x 30 / 11,8" x 11,8" 222894 | **M83**



59,5 x 59,5^R / 23,4" x 23,4" 222845 | **M68**



RODAPIÉ
9,7 x 59,5 / 3,84" x 23,4" 222848 | **P24**



Harvey Shadow 29,5 x 59,5^R



ATELIER



ESPESOR (MM)

Thickness

10,4

(31,6 x 100^R Relieve / Relief)

9,7

(31,6 x 100^R)

8,8

(59,5 x 59,5^R)

DESPLAZAMIENTO

Coefficient of friction

R10 / CLASE 1*

VARIACIÓN CROMÁTICA

Colour variation



LEVE

Slight

VARIACIÓN GRÁFICA

Graphic variation



LEVE

Slight



Evan Moon 31,6 x 100^R

*Datos para el formato 59,5 x 59,5^R
Only technical features of 59,5 x 59,5^R

Moon



31,6 x 100^R / 12,4" x 39,4"

215766 | **M75**



EVAN

31,6 x 100^R / 12,4" x 39,4"

215774 | **M77**



MATCH

31,6 x 100^R / 12,4" x 39,4"

216051 | **M77**

Moon




59,5 x 59,5^R / 23,4" x 23,4"

215806 | **M68**



RODAPIÉ

10 x 59,5 / 3,94" x 23,4" 216121 | **C69**




MOSAICO

30 x 30 / 11,8" x 11,8"

216324 | **M83**

Mix



MOSAICO MIX

30 x 30 / 11,8" x 11,8"

216127 | **M83**

CANTONERA

1,5 x 31,6^R / 0,591" x 12,4"

216277 | **P36**

1,5 x 100^R / 0,591" x 39,4"

216285 | **P53**

Listelo de cristal / Glass body listel



LISTELO 1 x 100^R / 0,394" x 39,4"

Silver

218295 | **P23**

Gold

218294 | **P23**



Perfiles de aluminio / Aluminium profile



PERFIL ALUMINIO GLOSS ORO

1,1 x 120 / 0,433" x 47,2"

221268 | **P27**

PERFIL ALUMINIO MATT ORO

1,1 x 120 / 0,433" x 47,2"

221267 | **P23**

PERFIL ALUMINIO GLOSS PLATA

1,1 x 120 / 0,433" x 47,2"

221270 | **P26**

PERFIL ALUMINIO MATT PLATA

1,1 x 120 / 0,433" x 47,2"

221269 | **P23**

Caramel



31,6 x 100^R / 12,4" x 39,4"

215765 | **M75**



EVAN

31,6 x 100^R / 12,4" x 39,4"

215773 | **M77**



MATCH

31,6 x 100^R / 12,4" x 39,4"

216052 | **M77**



WINDY

31,6 x 100^R / 12,4" x 39,4"

216015 | **P67**

CANTONERA

1,5 x 31,6^R / 0,591" x 12,4"

216278 | **P36**

1,5 x 100^R / 0,591" x 39,4"

216286 | **P53**

Listelos



LISTELO SILVER

1 x 100^R / 2,54" x 39,4"

218295 | **P23**

*Listelo de cristal / glass body listel

LISTELO GOLD

1 x 100^R / 2,54" x 39,4"

218294 | **P23**

*Listelo de cristal / glass body listel

Caramel




59,5 x 59,5^R / 23,4" x 23,4"

215807 | **M68**



RODAPIÉ

10 x 59,5 / 3,94" x 23,4" 216122 | **C69**



MOSAICO

30 x 30 / 11,8" x 11,8"

216325 | **M83**

Grey



31,6 x 100^R / 12,4" x 39,4"


215767 | **M75**



EVAN

31,6 x 100^R / 12,4" x 39,4"

215775 | **M77**



MATCH

31,6 x 100^R / 12,4" x 39,4"

216053 | **M77**



WINDY

31,6 x 100^R / 12,4" x 39,4"

216016 | **P67**

CANTONERA

1,5 x 31,6^R / 0,591" x 12,4"

216279 | **P36**

1,5 x 100^R / 0,591" x 39,4"

216287 | **P53**



Perfiles de aluminio / Aluminium profile



PERFIL ALUMINIO GLOSS ORO

1,1 x 120 / 0,433" x 47,2"

221268 | **P27**

PERFIL ALUMINIO MATT ORO

1,1 x 120 / 0,433" x 47,2"

221267 | **P23**

PERFIL ALUMINIO GLOSS PLATA

1,1 x 120 / 0,433" x 47,2"

221270 | **P26**

PERFIL ALUMINIO MATT PLATA

1,1 x 120 / 0,433" x 47,2"

221269 | **P23**

Grey



59,5 x 59,5^R / 23,4" x 23,4"

215808 | **M68**



RODAPIÉ

10 x 59,5 / 3,94" x 23,4" 216123 | **C69**



SET DE 2 PZS ARTIST

31,6 x 100^R / 12,4" x 39,4"

216020 | **P89**



MOSAICO

30 x 30 / 11,8" x 11,8"

216326 | **M83**



CENEFA FÁCIL
Easy frieze



BLOOM

ESPESOR (MM)
Thickness

10,4
(31,6 x 100^o Relieve / Relief)

9,7
(31,6 x 100^o / 25 x 75)

8,8
(45 x 45)

VARIACIÓN CROMÁTICA
Colour variation



LEVE
Slight

VARIACIÓN GRÁFICA
Graphic variation



LEVE
Slight

Moon



31,6 x 100^R / 12,4" x 39,4"

220116 | **M75**



25 x 75 / 9,84" x 29,5"

221285 | **M55**



LUMEN MOON

31,6 x 100^R / 12,4" x 39,4"

220701 | **M77**



LUMEN MOON

25 x 75 / 9,84" x 29,5"

221291 | **M59**



KEEN MOON

31,6 x 100^R / 12,4" x 39,4"

220698 | **M77**



KEEN MOON

25 x 75 / 9,84" x 29,5"

221288 | **M59**

Listelo de cristal / Glass body listel



LISTELO 1 x 100^R / 0,394" x 39,4"

Silver

218295 | **P23**

Gold

218294 | **P23**

Moon



45 x 45 / 17,7" x 17,7" 221374 | **M64**



RODAPIÉ

8 x 45 / 3,15" x 17,7" 222158 | **C59**



Keen Moon 31,6 x 100^R

Grey



31,6 x 100^R / 12,4" x 39,4"

220118 | **M75**



25 x 75 / 9,84" x 29,5"

221286 | **M55**



LUMEN GREY

31,6 x 100^R / 12,4" x 39,4"

220702 | **M77**



LUMEN GREY

25 x 75 / 9,84" x 29,5"

221292 | **M59**



KEEN GREY

31,6 x 100^R / 12,4" x 39,4"

220699 | **M77**



KEEN GREY

25 x 75 / 9,84" x 29,5"

221289 | **M59**

Listelo de cristal / Glass body listel



LISTELO 1 x 100^R / 0,394" x 39,4"

Silver

218295 | **P23**

Gold

218294 | **P23**



Perfiles de aluminio / Aluminium profile



PERFIL ALUMINIO GLOSS ORO

1,1 x 120 / 0,433" x 47,2"

221268 | **P27**

PERFIL ALUMINIO MATT ORO

1,1 x 120 / 0,433" x 47,2"

221267 | **P23**

PERFIL ALUMINIO GLOSS PLATA

1,1 x 120 / 0,433" x 47,2"


221270 | **P26**

PERFIL ALUMINIO MATT PLATA

1,1 x 120 / 0,433" x 47,2"

221269 | **P23**

Grey



45 x 45 / 17,7" x 17,7"

221375 | **M64**



RODAPIÉ

8 x 45 / 3,15" x 17,7"

222157 | **C59**

Beige



31,6 x 100^R / 12,4" x 39,4"

220117 | **M75**



25 x 75 / 9,84" x 29,5"

221287 | **M55**



LUMEN BEIGE

31,6 x 100^R / 12,4" x 39,4"

220703 | **M77**



LUMEN BEIGE

25 x 75 / 9,84" x 29,5"

221293 | **M59**



KEEN BEIGE

31,6 x 100^R / 12,4" x 39,4"

220700 | **M77**



KEEN BEIGE

25 x 75 / 9,84" x 29,5"

221290 | **M59**

Beige




45 x 45 / 17,7" x 17,7" 221376 | **M64**




RODAPIÉ

8 x 45 / 3,15" x 17,7" 222156 | **C59**




Beige 31,6 x 100^R


Lumen Beige 31,6 x 100^R



MOSAICO MOON
30 x 30 / 11,8" x 11,8" 220898 | **M83**



MOSAICO GREY
30 x 30 / 11,8" x 11,8" 220899 | **M83**



MOSAICO BEIGE
30 x 30 / 11,8" x 11,8" 220900 | **M83**

Mix



MOSAICO MIX
30 x 30 / 11,8" x 11,8" 220901 | **M83**



CENEFA FÁCIL
Easy frieze




Keen Grey 31,6 x 100^R





NEW

BOXER



Disponibile
Available
pg.535

ESPESOR (MM)
Thickness

20
(90 x 90^R Duplo)

10,5
(90 x 90^R)

8,8
(59,5 x 59,5^R)

DESLIZAMIENTO
Coefficient of friction

NATURAL: **R9 / CLASE 1**

GRIP+: **R11 / C / CLASE 3**

DUPLO: **R11 / C / CLASE 3**

VARIACIÓN CROMÁTICA
Colour variation




LEVE
Slight

VARIACIÓN GRÁFICA
Graphic variation



LEVE
Slight

 Boxer Grey 90 x 90^R

Moon



90 x 90^R / 35,4" x 35,4" 224118 **M80**
 59,5 x 59,5^R / 23,4" x 23,4" 224112 **M70**

Pearl



90 x 90^R / 35,4" x 35,4" 224119 **M80**
 59,5 x 59,5^R / 23,4" x 23,4" 224113 **M70**

Grey



90 x 90^R / 35,4" x 35,4" 224120 **M80**
 90 x 90^R Grip + / 35,4" x 35,4" 224123 **M80**
 90 x 90^R Duplo Grip + / 35,4" x 35,4" 225083 **M86**
 59,5 x 59,5^R / 23,4" x 23,4" 224114 **M70**
 59,5 x 59,5^R Grip + / 23,4" x 23,4" 224117 **M70**

Graphite



90 x 90^R / 35,4" x 35,4" 224121 **M80**
 90 x 90^R Grip + / 35,4" x 35,4" 224122 **M80**
 90 x 90^R Duplo Grip + / 35,4" x 35,4" 225082 **M86**
 59,5 x 59,5^R / 23,4" x 23,4" 224115 **M70**
 59,5 x 59,5^R Grip + / 23,4" x 23,4" 224116 **M70**




RODAPIÉ 9,7 x 90 / 3,82" x 35,4"
Moon 224366 **P24**
Pearl 224367 **P24**
Grey 224365 **P24**
Graphite 224364 **P24**



RODAPIÉ 9,7 x 59,5 / 3,82" x 23,4"
Moon 224362 **P24**
Pearl 224363 **P24**
Grey 224361 **P24**
Graphite 224360 **P24**





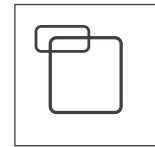


Uniq Belly 29,5 x 59,5^R

Uniq Pearl 29,5 x 59,5^R




Boxer Pearl 59,5 x 59,5^R



Colecciones enlazadas Link Collections


BOXER + UNIQ

—
Visita la colección Uniq
Take a look at Uniq Collection
pg.445



MOSAICO MOON

30 x 30 / 11,8" x 11,8" 224550 | **M83**




MOSAICO PEARL

30 x 30 / 11,8" x 11,8" 224578 | **M83**




CENEFA FÁCIL
Easy frieze



MOSAICO GREY

30 x 30 / 11,8" x 11,8" 224551 | **M83**



MOSAICO GRAPHITE

30 x 30 / 11,8" x 11,8" 224552 | **M83**



MOSAICO MIX

30 x 30 / 11,8" x 11,8" 224553 | **M83**



 Boxer Graphite 90 x 90^R



 Boxer Moon 59,5 x 59,5^R

CONCEPT



ESPESOR (MM)

Thickness

10,4

(29,5 x 59,5^R Relieve / Relief)

8,8

(59,5 x 59,5^R)

9,1

(29,5 x 59,5^R)

DESLIZAMIENTO

Coefficient of friction

R10 / CLASE 1*

VARIACIÓN CROMÁTICA

Colour variation



LEVE

Slight

VARIACIÓN GRÁFICA

Graphic variation



LEVE

Slight



Share Moon 29,5 x 59,5^R



Moon 59,5 x 59,5^R

*Datos para el formato 59,5 x 59,5^R
Only technical features of 59,5 x 59,5^R

Moon



29,5 x 59,5^R / 11,6" x 23,4" 216888 | **M61**



SHARE
29,5 x 59,5^R / 11,6" x 23,4" 218304 | **M63**



STRIP F
29,5 x 59,5^R / 11,6" x 23,4" 217692 | **M63**

Grey



29,5 x 59,5^R / 11,6" x 23,4" 217686 | **M61**



SHARE
29,5 x 59,5^R / 11,6" x 23,4" 217689 | **M63**



ARTWORK F
29,5 x 59,5^R / 11,6" x 23,4" 218064 | **M63**



59,5 x 59,5^R / 23,4" x 23,4" 218071 | **M68**



59,5 x 59,5^R / 23,4" x 23,4" 218074 | **M68**

Peldaños
Stair pieces



ROMO RANURA
29,5x59,5 / 11,6" x 23,4" | **C46**



INTEGRAL
29,5x59,5 / 11,6" x 23,4" | **P85**



ÁNGULO INTEGRAL
29,5x59,5 / 11,6" x 23,4" | **P88**



RODAPÍE 10 x 59,5 / 3,94" x 23,4"
Moon 218416 | **C69**
Grey 218417 | **C69**

Cream



29,5 x 59,5^R / 11,6" x 23,4" 217691 **M61**



SHARE
29,5 x 59,5^R / 11,6" x 23,4" 217693 **M63**



STRIP C
29,5 x 59,5^R / 11,6" x 23,4" 217687 **M63**

Caramel



29,5 x 59,5^R / 11,6" x 23,4" 217690 **M61**



SHARE
29,5 x 59,5^R / 11,6" x 23,4" 217688 **M63**



ARTWORK C
29,5 x 59,5^R / 11,6" x 23,4" 218063 **M63**



59,5 x 59,5^R / 23,4" x 23,4" 218072 **M68**



59,5 x 59,5^R / 23,4" x 23,4" 218073 **M68**




RODAPÍE 10 x 59,5 / 3,94" x 23,4"

Cream 218414 **C69**
Caramel 218415 **C69**



MOSAICO MOON
30 x 30 / 11,8" x 11,8" 218079 M83




MOSAICO GREY
30 x 30 / 11,8" x 11,8" 218082 M83




MOSAICO CREAM
30 x 30 / 11,8" x 11,8" 218080 M83



MOSAICO CARAMEL
30 x 30 / 11,8" x 11,8" 218081 M83



MOSAICO MIX F
30 x 30 / 11,8" x 11,8" 218083 M83



MOSAICO MIX C
30 x 30 / 11,8" x 11,8" 218084 M83



Cream 29,5 x 59,5^R

Strip C 29,5 x 59,5^R



Caramel 29,5 x 59,5^R



Caramel 59,5 x 59,5^R



DISCOVERY

ESPESOR (MM)
Thickness

10,5
(90 x 90^R)

8,8
(29,5 x 59,5^R / 59,5 x 59,5^R)

DESLIZAMIENTO
Coefficient of friction

NATURAL: **R10 / B / CLASE2**

GRIP: **R11 / C / CLASE 3**

VARIACIÓN CROMÁTICA
Colour variation



LEVE
Slight

VARIACIÓN GRÁFICA
Graphic variation



MEDIA
Moderate

Bone



90 x 90^R / 35,4" x 35,4"

220567 | M80



29,5 x 59,5^R / 11,6" x 23,4"

220278 | M67



FACES BONE

29,5 x 59,5^R / 11,6" x 23,4"

220280 | M69



59,5 x 59,5^R / 23,4" x 23,4"

220275 | M70



MOSAICO

30 x 30 / 11,8" x 11,8" 220400 | M83



CENEFA FÁCIL
Easy frieze



RODAPIÉ

9,7 x 90 / 3,82" x 35,4" 222990 | P20

10 x 59,5 / 3,94" x 23,4" 220395 | C69



Bone 29,5 x 59,5^R
Faces Bone 29,5 x 59,5^R

* Consultar con el fabricante para adquirir peldaños
For steps please contact the manufacturer

Pearl




90 x 90^R / 35,4" x 35,4"

220564 | **M80**



29,5 x 59,5^R / 11,6" x 23,4"

220035 | **M67**



FACES PEARL


29,5 x 59,5^R / 11,6" x 23,4"

220039 | **M69**



59,5 x 59,5^R / 23,4" x 23,4"

220019 | **M70**



MOSAICO PEARL

30 x 30 / 11,8" x 11,8" 220397 | **M83**



CENEFA FÁCIL
Easy frieze




RODAPIÉ

9,7 x 90 / 3,82" x 35,4" 222992 | **P20**

10 x 59,5 / 3,94" x 23,4" 220392 | **C69**

Mix



MOSAICO MIX

30 x 30 / 11,8" x 11,8" 220401 | **M83**

* Consultar con el fabricante para adquirir peldaños
For steps please contact the manufacturer



Faces Pearl 29,5 x 59,5^R

Shadow



90 x 90^R / 35,4" x 35,4"

220565 | **M80**



29,5 x 59,5^R / 11,6" x 23,4"

220037 | **M67**



FACES SHADOW


29,5 x 59,5^R / 11,6" x 23,4"

220041 | **M69**



59,5 x 59,5^R / 23,4" x 23,4"

220021 | **M70**



MOSAICO SHADOW

30 x 30 / 11,8" x 11,8" 220398 | **M83**



CENEFA FÁCIL
Easy frieze




RODAPIÉ

9,7 x 90 / 3,82" x 35,4" 222994 | **P20**

10 x 59,5 / 3,94" x 23,4" 220393 | **C69**

Mix



MOSAICO MIX

30 x 30 / 11,8" x 11,8" 220401 | **M83**

* Consultar con el fabricante para adquirir peldaños
For steps please contact the manufacturer



Faces Shadow 29,5 x 59,5^R

DISTRICT



Moon 25 x 75
Tradition Mix 25 x 75
Denim 25 x 75



ESPESOR (MM)
Thickness

9,7
(25 x 75)

8,8
(45 x 45)

DESLIZAMIENTO
Coefficient of friction

R9 / CLASE 1*

VARIACIÓN CROMÁTICA
Colour variation



LEVE
Slight

VARIACIÓN GRÁFICA
Graphic variation



LEVE
Slight

*Datos para el formato 45 x 45
Only technical features of 45 x 45

Moon



25 x 75 / 9,84" x 29,5"

215262 | **M55**



CALMA
25 x 75 / 9,84" x 29,5"

215266 | **M59**

Sabbia



25 x 75 / 9,84" x 29,5"

215263 | **M55**



CALMA
25 x 75 / 9,84" x 29,5"

215267 | **M59**

Denim



25 x 75 / 9,84" x 29,5"


215265 | **M55**



CALMA
25 x 75 / 9,84" x 29,5"

215269 | **M59**

Taupe



25 x 75 / 9,84" x 29,5"

215264 | **M55**



CALMA
25 x 75 / 9,84" x 29,5"

215268 | **M59**



Calma Sabbia 25 x 75




45 x 45 / 17,7" x 17,7" 215317 | **M64**



MOSAICO
30 x 30 / 11,8" x 11,8" 215484 | **M83**



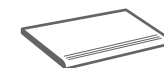
45 x 45 / 17,7" x 17,7" 215316 | **M64**



MOSAICO
30 x 30 / 11,8" x 11,8" 215483 | **M83**



Peldaños
Stair pieces



ROMO RANURA
45 x 45 / 17,7" x 17,7" | **C62**



INTEGRAL
45 x 45 / 17,7" x 17,7" | **P75**



ÁNGULO INTEGRAL
45 x 45 / 17,7" x 17,7" | **P85**



RODAPIÉ 8 x 45 / 3,15" x 17,7"
Denim 215482 | **C59**
Taupe 215481 | **C59**

Moon



TORSADE
25 x 75 / 9,84" x 29,5"

215476 | **P38**

Sabbia



TORSADE
25 x 75 / 9,84" x 29,5"

215477 | **P38**



TRADITION
25 x 75 / 9,84" x 29,5"
5 different designs

215270 | **M59**

Moon



CUBIC MIX 1
26 x 30 / 10,2" x 11,8" 215478 | **P28**
Denim + Moon + Taupe



CUBIC MIX 2
26 x 30 / 10,2" x 11,8" 215479 | **P28**
Denim + Sabbia + Taupe

Mix




TESELA MIX
30 x 32,7 / 11,8" x 12,9" 215480 | **P32**

Mix






TOWN
45 x 45 / 17,7" x 17,7" 215279 | **M64**



 Sabbia 25 x 75
Torsade Sabbia 25 x 75



 Tradition 25 x 75
 Calma White 25 x 75
 Denim 45 x 45

DIVERSO



 Mercury 90 x 90^R

TECHNICAL PORCELAIN

ESPESOR (MM)
Thickness

10,5
(90 x 90^R / 75 x 75^R)

10,3
(75 x 150^R)

8,8
(59,5 x 59,5^R / 29,5 x 59,5^R)

DESLIZAMIENTO
Coefficient of friction

NATURAL: **R10 / B / CLASE 2**

GRIP: **R11 / C / CLASE 3**

VARIACIÓN CROMÁTICA
Colour variation



LEVE
Slight

VARIACIÓN GRÁFICA
Graphic variation



LEVE
Slight

Mystic



75 x 150^R / 29,5" x 59,1"

219380 **M86**



90 x 90^R / 35,4" x 35,4"

219384 **M80**

75 x 75^R / 29,5" x 29,5"


219376 **M77**

59,5 x 59,5^R / 23,4" x 23,4"

219368 **M70**


59,5 x 59,5^R Grip / 23,4" x 23,4"

219372 **M70**



29,5 x 59,5^R / 11,6" x 23,4"

219360 **M67**



NOVA

29,5 x 59,5^R / 11,6" x 23,4"

219364 **M69**




RODAPIÉ

9,7 x 59,5 / 3,82" x 23,4" 219731 **P24**


10 x 75 / 3,94" x 29,5" 219735 **P28**

9,7 x 90 / 3,82" x 35,4" 219739 **P20**



MOSAICO

30 x 30 / 11,8" x 11,8" 219719 **M83**



MOSAICO MIX C

30 x 30 / 11,8" x 11,8" 219721 **M83**



TRAPEZE

23,5 x 35,9 / 9,25" x 14,1" 219715 **P38**



CENEFA FÁCIL
Easy frieze

* Consultar con el fabricante para adquirir peldaños / For steps please contact the manufacturer

Desert



75 x 150^R / 29,5" x 59,1"

219381 | **M86**



90 x 90^R / 35,4" x 35,4"

219385 | **M80**

75 x 75^R / 29,5" x 29,5"


219377 | **M77**

59,5 x 59,5^R / 23,4" x 23,4"

219369 | **M70**

59,5 x 59,5^R Grip / 23,4" x 23,4"

219373 | **M70**



29,5 x 59,5^R / 11,6" x 23,4"


219361 | **M67**



NOVA


29,5 x 59,5^R / 11,6" x 23,4"

219365 | **M69**



MOSAICO

30 x 30 / 11,8" x 11,8" 219720 | **M83**



MOSAICO MIX C

30 x 30 / 11,8" x 11,8" 219721 | **M83**



TRAPEZE


23,5 x 35,9 / 9,25" x 14,1" 219716 | **P38**




CENEFA FÁCIL
Easy frieze

* Consultar con el fabricante para adquirir peldaños / For steps please contact the manufacturer



 Nova Shadow 59,5 x 59,5^R



 Desert 90 x 90^R




RODAPIÉ


9,7 x 59,5 / 3,82" x 23,4" 219732 **P24**

10 x 75 / 3,94" x 29,5" 219736 **P28**

9,7 x 90 / 3,82" x 35,4" 219740 **P20**



 Trapeze Mercury 29,4 x 40,7

 Mercury 75 x 75^R

Mercury



75 x 150^R / 29,5" x 59,1"

219378 **M86**



90 x 90^R / 35,4" x 35,4"

219382 **M80**

75 x 75^R / 29,5" x 29,5"

219374 **M77**

59,5 x 59,5^R / 23,4" x 23,4"

219366 **M70**

59,5 x 59,5^R Grip / 23,4" x 23,4"

219370 **M70**



29,5 x 59,5^R / 11,6" x 23,4"

219358 **M67**



NOVA

29,5 x 59,5^R / 11,6" x 23,4"

219362 **M69**




RODAPIÉ

9,7 x 59,5 / 3,82" x 23,4" 219733 **P24**

10 x 75 / 3,94" x 29,5" 219737 **P28**

9,7 x 90 / 3,82" x 35,4" 219741 **P20**



MOSAICO

30 x 30 / 11,8" x 11,8" 219717 **M83**



MOSAICO MIX F

30 x 30 / 11,8" x 11,8" 219722 **M83**



TRAPEZE

23,5 x 35,9 / 9,25" x 14,1" 219713 **P38**



CENEFA FÁCIL
Easy frieze

* Consultar con el fabricante para adquirir peldaños / For steps please contact the manufacturer

Shadow



75 x 150^R / 29,5" x 59,1"

219379 | **M86**



90 x 90^R / 35,4" x 35,4"

219383 | **M80**

75 x 75^R / 29,5" x 29,5"


219375 | **M77**

59,5 x 59,5^R / 23,4" x 23,4"

219367 | **M70**


59,5 x 59,5^R Grip / 23,4" x 23,4"

219371 | **M70**



29,5 x 59,5^R / 11,6" x 23,4"

219359 | **M67**



NOVA

29,5 x 59,5^R / 11,6" x 23,4"

219363 | **M69**




RODAPIÉ

9,7 x 59,5 / 3,82" x 23,4" 219734 | **P24**


10 x 75 / 3,94" x 29,5" 219738 | **P28**

9,7 x 90 / 3,82" x 35,4" 219742 | **P20**



MOSAICO

30 x 30 / 11,8" x 11,8" 219718 | **M83**



MOSAICO MIX F

30 x 30 / 11,8" x 11,8" 219722 | **M83**



TRAPEZE

23,5 x 35,9 / 9,25" x 14,1" 219714 | **P38**



CENEFA FÁCIL
Easy frieze

* Consultar con el fabricante para adquirir peldaños / For steps please contact the manufacturer





EVIDENCE

ESPESOR (MM)
Thickness

9
(60 x 60 / 30 x 60)

DESLIZAMIENTO
Coefficient of friction

NATURAL: **R9 / CLASE 1**
GRIP: **R11 / C / CLASE 3**

VARIACIÓN CROMÁTICA
Colour variation




LEVE
Slight

VARIACIÓN GRÁFICA
Graphic variation




LEVE
Slight

 **Beige 60 x 60 Grip**

Beige



60 x 60 / 23,6" x 23,6" 219348 **M64**
60 x 60 Grip / 23,6" x 23,6" 219357 **M68**



MOSAICO
30 x 30 / 11,8" x 11,8" 219725 **M83**



MOSAICO MIX C
30 x 30 / 11,8" x 11,8" 219727 **M83**



30 x 60 / 11,8" x 23,6" 219342 **M61**



CROSSLINE
30 x 60 / 11,8" x 23,6" 219345 **M66**



RODAPIÉ 10 x 60 / 3,94" x 23,6"
Beige 219354 **C76**




Crossline Beige 30 x 60


Taupe



60 x 60 / 23,6" x 23,6" 219347 **M64**
60 x 60 Grip / 23,6" x 23,6" 219356 **M68**



MOSAICO
30 x 30 / 11,8" x 11,8" 219724 **M83**



MOSAICO MIX C
30 x 30 / 11,8" x 11,8" 219727 **M83**



30 x 60 / 11,8" x 23,6" 219341 **M61**



CROSSLINE
30 x 60 / 11,8" x 23,6" 219344 **M66**



RODAPÍÉ 10 x 60 / 3,94" x 23,6"
Taupe 219353 **C76**




Taupe 30 x 60
 Mosaico Mix 30 x 30
 Taupe 60 x 60


Grey



60 x 60 / 23,6" x 23,6" 219346 **M64**
60 x 60 Grip / 23,6" x 23,6" 219355 **M68**



MOSAICO
30 x 30 / 11,8" x 11,8" 219723 **M83**



MOSAICO MIX F
30 x 30 / 11,8" x 11,8" 219728 **M83**



30 x 60 / 11,8" x 23,6" 219340 **M61**



CROSSLINE
30 x 60 / 11,8" x 23,6" 219343 **M66**



RODAPÍE 10 x 60 / 3,94" x 23,6"
Grey 219352 **C76**



Crossline Grey 30 x 60




Grey 60 x 60


Shadow



60 x 60 / 23,6" x 23,6" 219420 **M64**
60 x 60 Grip / 23,6" x 23,6" 219422 **M68**



MOSAICO
30 x 30 / 11,8" x 11,8" 219726 **M83**



MOSAICO MIX F
30 x 30 / 11,8" x 11,8" 219728 **M83**



30 x 60 / 11,8" x 23,6" 219419 **M61**




CROSSLINE
30 x 60 / 11,8" x 23,6" 219423 **M66**



RODAPIÉ 10 x 60 / 3,94" x 23,6"
Shadow 219421 **C76**



 Shadow 60 x 60



Crossline Shadow 30 x 60



HIT

ESPESOR (MM) Thickness

10,3
(29,5 x 90^R Relieve / Relief)

9,3
(29,5 x 90^R)

8,8
(59,5 x 59,5^R)

DESLIZAMIENTO Coefficient of friction

R9 / CLASE 2*

VARIACIÓN CROMÁTICA Colour variation



LEVE
Slight

VARIACIÓN GRÁFICA Graphic variation



LEVE
Slight



Moon 29,5 x 90^R

Moon Craft 29,5 x 90^R



Wonderwood Walnut 19,5 x 119,2^R

*Datos para el formato 59,5 x 59,5^R
Only technical features of 59,5 x 59,5^R

Moon



29,5 x 90^R / 11,6" x 35,4"

218654 | M70



CRAFT

29,5 x 90^R / 11,6" x 35,4"

218657 | M74



NUMME

29,5 x 90^R / 11,6" x 35,4"

218660 | M74

Grey



29,5 x 90^R / 11,6" x 35,4"

218656 | M70



CRAFT

29,5 x 90^R / 11,6" x 35,4"

218659 | M74



NUMME

29,5 x 90^R / 11,6" x 35,4"


218662 | M74



Moon 29,5 x 90^R

Numme Moon 29,5 x 90^R

Caramel



29,5 x 90^R / 11,6" x 35,4"

218655 | M70



CRAFT

29,5 x 90^R / 11,6" x 35,4"

218658 | M74



NUMME

29,5 x 90^R / 11,6" x 35,4"

218661 | M74



 Caramel 29,5 x 90^R



 Caramel 29,5 x 90^R
Craft Caramel 29,5 x 90^R

Grey

Caramel



59,5 x 59,5^R / 23,4" x 23,4" 218680 M68




59,5 x 59,5^R / 23,4" x 23,4" 218679 M68



RODAPIÉ 10 x 59,5 / 3,94" x 23,4"

Grey 219191 C73
Caramel 219190 C73



MOSAICO NUMME MOON
30 x 30 / 11,8" x 11,8" 218663 M83



MOSAICO NUMME GREY
30 x 30 / 11,8" x 11,8" 218665 M83



MOSAICO NUMME CARAMEL
30 x 30 / 11,8" x 11,8" 218664 M83



MOSAICO MIX
30 x 30 / 11,8" x 11,8" 218675 M83



MOSAICO GREY
30 x 30 / 11,8" x 11,8" 218686 M83



MOSAICO CARAMEL
30 x 30 / 11,8" x 11,8" 218685 M83



MEMENTO



6,5 mm de espesor
Thickness 6,5 mm

ESPESOR (MM)

Thickness

10,5
(75 x 75^R)

8,5
(39,6 x 119,2^R Relieve / Relief)

6,5
(39,6 x 119,2^R)

VARIACIÓN CROMÁTICA

Colour variation



LEVE
Slight

VARIACIÓN GRÁFICA

Graphic variation



MEDIA
Moderate



Silver 39,6 x 119,2^R
Bekko Mix 39,6 x 119,2^R



Silver 75 x 75^R

ACABADO MATE / MATT FINISH

Moon



MOSAICO

30 x 30 / 11,8" x 11,8" 222035 | **M83**

39,6 x 119,2^R / 15,6" x 46,9"

222021 | **M80**



MOSAICO MIX

30 x 30 / 11,8" x 11,8" 222037 | **M83**

CRATER MOON

39,6 x 119,2^R / 15,6" x 46,9"

222025 | **M81**

3 Different designs



BEKKO MIX

39,6 x 119,2^R / 15,6" x 46,9"

222028 | **M81**

Moon

Bekko



RODAPÍE

75 x 75^R / 29,5" x 29,5"

222031 | **M77**

75 x 75^R / 29,5" x 29,5"

222521 | **M78**

10 x 75 / 3,94" x 29,5" 222778 | **P28**

Silver



MOSAICO
30 x 30 / 11,8" x 11,8" 222036 | M83

39,6 x 119,2^R / 15,6" x 46,9"

222022 | M80



MOSAICO MIX
30 x 30 / 11,8" x 11,8" 222037 | M83

CRATER SILVER

39,6 x 119,2^R / 15,6" x 46,9"

222026 | M81

3 Different designs



BEKKO MIX

39,6 x 119,2^R / 15,6" x 46,9"

222028 | M81

Silver

Bekko



RODAPÍE
10 x 75 / 3,94" x 29,5" 222779 | P28

75 x 75^R / 29,5" x 29,5"


222032 | M77

75 x 75^R / 29,5" x 29,5"

222521 | M78



 Crater Moon 39,6 x 119,2^R

 Moon 75 x 75^R



Perfiles de aluminio / Aluminium profile



PERFIL ALUMINIO THINCK GLOSS ORO

0,9 x 120 / 0,354" x 47,2"

221353 | **P27**

PERFIL ALUMINIO THINCK MATT ORO

0,9 x 120 / 0,354" x 47,2"

221358 | **P23**

PERFIL ALUMINIO THINCK GLOSS PLATA

0,9 x 120 / 0,354" x 47,2"

221354 | **P26**

PERFIL ALUMINIO THINCK MATT PLATA

0,9 x 120 / 0,354" x 47,2"

221355 | **P23**



MEMORY



6,5 mm de espesor
Thickness 6,5 mm

ESPESOR (MM)
Thickness

6,5
(39,6 x 119,2^R)

VARIACIÓN CROMÁTICA
Colour variation



LEVE
Slight

VARIACIÓN GRÁFICA
Graphic variation



LEVE
Slight



Bone 39,6 x 119,2^R

Bone



39,6 x 119,2^R / 15,6" x 46,9"

219535 | M80



Framing Bone 39,6 x 119,2^R



FRAMING

39,6 x 119,2^R / 15,6" x 46,9"

219537 | M81

Greige



39,6 x 119,2^R / 15,6" x 46,9"

219536 | M80



Framing Greige 39,6 x 119,2^R



FRAMING

39,6 x 119,2^R / 15,6" x 46,9"

219538 | M81

White



39,6 x 119,2^R / 15,6" x 46,9"


219800 | M80




FRAMING

39,6 x 119,2^R / 15,6" x 46,9"

219801 | M81



MOSAICO ELEGANT F
40 x 40 / 15,7" x 15,7" 219881 | P65



MOSAICO ELEGANT C
40 x 40 / 15,7" x 15,7" 219882 | P65




DISCREET F
39,6 x 45,4 / 15,6" x 17,9" 219879 | P60



DISCREET C
39,6 x 45,4 / 15,6" x 17,9" 219878 | P60



 Elegant C 40 x 40



Perfiles de aluminio / Aluminium profile



PERFIL ALUMINIO THINCK GLOSS ORO

0,9 x 120 / 0,354" x 47,2"

221353 | P27

PERFIL ALUMINIO THINCK MATT ORO

0,9 x 120 / 0,354" x 47,2"

221358 | P23

PERFIL ALUMINIO THINCK GLOSS PLATA

0,9 x 120 / 0,354" x 47,2"

221354 | P26

PERFIL ALUMINIO THINCK MATT PLATA

0,9 x 120 / 0,354" x 47,2"

221355 | P23

*Combinables con las colecciones Memory, Privilege y Andes / Suitable with Memory, Privilege and Andes collections



POETRY C
39,6 x 119,2^R / 15,6" x 46,9"

219700 | **P92**
SET 6 PZS



POETRY F
39,6 x 119,2^R / 15,6" x 46,9"

219699 | **P92**
SET 6 PZS



 Poetry C 39,6 x 119,2^R

 Wonderwood Walnut 19,5 x 119,2^R



NEW

UNIQ

ESPEJOR (MM)
Thickness

10,4
(29,5 x 59,5" Relieve / Relief)

9,1
(29,5 x 59,5")

VARIACIÓN CROMÁTICA
Colour variation




LEVE
Slight

VARIACIÓN GRÁFICA
Graphic variation



LEVE
Slight

Moon




29,5 x 59,5^R / 11,6" x 23,4" 224134 M61



CODE MOON
29,5 x 59,5^R / 11,6" x 23,4" 224138 M63

Pearl



29,5 x 59,5^R / 11,6" x 23,4" 224135 M67



CODE PEARL
29,5 x 59,5^R / 11,6" x 23,4" 224139 M63

Grey




29,5 x 59,5^R / 11,6" x 23,4" 224136 M61



CODE GREY
29,5 x 59,5^R / 11,6" x 23,4" 224140 M63

Graphite




29,5 x 59,5^R / 11,6" x 23,4" 224137 M61



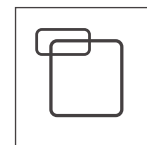
CODE GRAPHITE
29,5 x 59,5^R / 11,6" x 23,4" 224141 M63



BELLY
29,5 x 59,5^R / 11,6" x 23,4" 224142 M63



BELLY COLOURS
29,5 x 59,5^R / 11,6" x 23,4" 224143 M63




Colecciones enlazadas Link Collections

UNIQ + BOXER

Pavimento coordinado
disponible

Available coordinated floor
pg.397





Combinación perfecta Perfect Match


UNIQ + LINNEAR

Visita la colección Linnear

Take a look at Linnear collection
pg.75



 Uniq Belly 29,5 x 59,5^R
 Uniq Pearl 29,5 x 59,5^R

 Boxer Pearl 59,5 x 59,5^R





- Uniq Grey 29,5 x 59,5^R
- Uniq Code Grey 29,5 x 59,5^R
- Hamilton Camel 23 x 120



- Uniq Moon 29,5 x 59,5^R
- Uniq Code Moon 29,5 x 59,5^R
- Boxer Moon 59,5 x 59,5^R



Uniq Pearl 29,5 x 59,5^R


Uniq Graphite 29,5 x 59,5^R



Uniq Belly Colours 29,5 x 59,5^R



UNIVERSE



Disponibile
Available
pg.553

ESPESOR (MM) Thickness

20
(60 x 120^R Duplo)

9,2
(59,5 x 119,2^R)

9,7
(31,6 x 100^R)

9,1
(29,5 x 59,5^R)

8,8
(59,5 x 59,5^R)

DESLIZAMIENTO Coefficient of friction

NATURAL: **R10 / B / CLASE 1***

DUPLO : **R11 / C / CLASE 3**

VARIACIÓN CROMÁTICA Colour variation






MEDIA
Moderate

VARIACIÓN GRÁFICA Graphic variation



MEDIA
Moderate

-  Light 31,6 x 100^R
-  Edison Light 31,6 x 100^R
-  Light 59,5 x 59,5^R

*Datos para los formatos 59,5 x 59,5 / 59,5 x 119,2
Only technical features of 59,5 x 59,5 / 59,5 x 119,2

Light



31,6 x 100^R / 12,4" x 39,4"

220179 | **M75**



EDISON LIGHT

31,6 x 100^R / 12,4" x 39,4"

220181 | **M77**



29,5 x 59,5^R / 11,6" x 23,4"

220187 | **M67**



EDISON LIGHT

29,5 x 59,5^R / 11,6" x 23,4"

220189 | **M69**

Listelo de cristal / Glass body listel



LISTELO 1 x 100^R / 0,394" x 39,4"

Silver

218295 | **P23**

Gold

218294 | **P23**



Perfiles de aluminio / Aluminium profile



PERFIL ALUMINIO GLOSS ORO

1,1 x 120 / 0,433" x 47,2"

221268 | **P27**

PERFIL ALUMINIO MATT ORO

1,1 x 120 / 0,433" x 47,2"

221267 | **P23**

PERFIL ALUMINIO GLOSS PLATA


1,1 x 120 / 0,433" x 47,2"

221270 | **P26**

PERFIL ALUMINIO MATT PLATA


1,1 x 120 / 0,433" x 47,2"

221269 | **P23**



MOSAICO LIGHT

30 x 30 / 11,8" x 11,8" 220387 | **M83**



MOSAICO MIX

30 x 30 / 11,8" x 11,8" 220388 | **M83**



59,5 x 59,5^R / 23,4" x 23,4"

220197 | **M70**



RODAPÍE

10 x 59,5 / 3,94" x 23,4" 220385 | **C69**

Grey



31,6 x 100^R / 12,4" x 39,4"

220178 | **M75**



EDISON GREY

31,6 x 100^R / 12,4" x 39,4"

220180 | **M77**



29,5 x 59,5^R / 11,6" x 23,4"

220186 | **M67**



EDISON GREY

29,5 x 59,5^R / 11,6" x 23,4"

220188 | **M69**

Listelo de cristal / Glass body listel



LISTELO 1 x 100^R / 0,394" x 39,4"

Silver

218295 | **P23**

Gold

218294 | **P23**

Perfiles de aluminio / Aluminium profile



PERFIL ALUMINIO GLOSS ORO

1,1 x 120 / 0,433" x 47,2"

221268 | **P27**

PERFIL ALUMINIO MATT ORO

1,1 x 120 / 0,433" x 47,2"

221267 | **P23**

PERFIL ALUMINIO GLOSS PLATA


1,1 x 120 / 0,433" x 47,2"

221270 | **P26**

PERFIL ALUMINIO MATT PLATA

1,1 x 120 / 0,433" x 47,2"


221269 | **P23**



MOSAICO GREY

30 x 30 / 11,8" x 11,8"

220386 | **M83**



MOSAICO MIX

30 x 30 / 11,8" x 11,8"

220388 | **M83**



59,5 x 59,5^R / 23,4" x 23,4"

220196 | **M70**



RODAPÍE

10 x 59,5 / 3,94" x 23,4" 220384 | **C69**



Grey 29,5 x 59,5^R



Edison Grey 29,5 x 59,5^R



Grey 59,5 x 59,5^R



Light



59,5 x 119,2^R / 23,4" x 49,6"
60 x 120^R Duplo Grip + / 23,6" x 47,2"

220199 **M83**
220411 **M87**

Grey



59,5 x 119,2^R / 23,4" x 49,6"
60 x 120^R Duplo Grip + / 23,6" x 47,2"

220198 **M83**
220410 **M87**



URBAN MIX

ESPESOR (MM)
Thickness

9,4
(25 x 40 Relieve / Relief)

8,8
(45 x 45)

8,2
(25 x 40 / 25 x 40 Mureto)

DESPLAZAMIENTO
Coefficient of friction

NATURAL: **CLASE 1***
GRIP: **R11 / C / CLASE 3***

VARIACIÓN CROMÁTICA
Colour variation




MEDIA
Moderate

VARIACIÓN GRÁFICA
Graphic variation



MEDIA
Moderate

 Sun 45 x 45

*Datos para el formato 45 x 45
Only technical features of 45 x 45

Sun




45 x 45 / 17,7" x 17,7" 214628 **M64**
 45 x 45 Grip / 17,7" x 17,7" 214632 **M64**

Steel



45 x 45 / 17,7" x 17,7" 214626 **M64**
 45 x 45 Grip / 17,7" x 17,7" 214630 **M64**


Light




45 x 45 / 17,7" x 17,7" 214627 **M64**



MOSAICO
 30 x 30 / 11,8" x 11,8" 214704 **M83**



MOSAICO
 30 x 30 / 11,8" x 11,8" 214703 **M83**



MOSAICO
 30 x 30 / 11,8" x 11,8" 214702 **M83**



RODAPIÉ
 8 x 45 / 3,15" x 17,7" 214681 **C59**
 10 x 60 / 3,94" x 23,6" 214701 **C69**



RODAPIÉ
 8 x 45 / 3,15" x 17,7" 214679 **C59**
 10 x 60 / 3,94" x 23,6" 214699 **C69**



RODAPIÉ
 8 x 45 / 3,15" x 17,7" 214680 **C59**
 10 x 60 / 3,94" x 23,6" 214700 **C69**



MOSAICO GRIP
 29,5 x 29,5 Grip / 11,6" x 11,6" 214666 **M84**



MOSAICO GRIP
 29,5 x 29,5 Grip / 11,6" x 11,6" 214665 **M84**



Steel 45 x 45

Peldaños
 Stair pieces



ROMO RANURA
 45 x 45 / 17,7" x 17,7" **C62**
 29,5 x 60 / 11,6" x 23,6" **P46**



INTEGRAL
 45 x 45 / 17,7" x 17,7" **P75**
 29,5 x 60 / 11,6" x 23,6" **P85**



ÁNGULO INTEGRAL
 45 x 45 / 17,7" x 17,7" **P85**
 29,5 x 60 / 11,6" x 23,6" **P88**



Sun



25 x 40 / 9,84" x 15,7" 214595 **M43**



LINE
25 x 40 / 9,84" x 15,7" 214599 **M47**

Steel




25 x 40 / 9,84" x 15,7" 214593 **M43**




LINE
25 x 40 / 9,84" x 15,7" 214597 **M47**

Light



25 x 40 / 9,84" x 15,7" 214594 **M43**



LINE
25 x 40 / 9,84" x 15,7" 214598 **M47**

Mix



MURETO
25 x 40 / 9,84" x 15,7" 215603 **M50**



Light 25 x 40
Line Steel 25 x 40



Steel 45 x 45
Mosaico Steel 30 x 30

BONE
Cottage



TERRACOTA
Cottage



GREY
Cottage



SHADOW
Cottage





PEARL
Brooklyn



Cotto & Metal

COTTO & METAL

465 BROOKLYN
Porcelain tiles

471 COTTAGE
Porcelain tiles



CORTEN
Brooklyn



STEEL
Brooklyn





COTTO & METAL		PIEZAS CAJA	KG. CAJA	M ² CAJA	CAJA EUROPALET	KG. EUROPALET	M ² EUROPALET	
COTTO & METAL		PIECES BOX	KG. BOX	S.Q.M. BOX	BOX EUROPALLET	KG. EUROPALLET	S.Q.M. EUROPALLET	
P	BASES	59,5 x 119,2	2	28,10	1,42	32	921,2	45,44
		75 x 75	3	41,20	1,69	30	1250	50,70
		60 x 60	4	31,5	1,44	32	960	46,08
		60 x 60 Duplo	2	32,55	0,72	30	990,50	21,60
	RODAPIÉ	10 x 75	13	22,6	0,97	42	955,92	40,74
	MOSAICO	30 x 30	11	19,82	1	30	594,6	30
	LOSETA	30 x 39,5	6	15,62	0,72	36	562,32	25,92

BROOKLYN



Corten 59,5 x 119,2^R



Madison Bone 59,5 x 59,5^R

ESPESOR (MM)
Thickness

10,5
(75 x 75)

9,2
(59,5 x 119,2)

DESLIZAMIENTO
Coefficient of friction

CLASE 1

VARIACIÓN CROMÁTICA
Colour variation



MEDIA
Moderate

VARIACIÓN GRÁFICA
Graphic variation



ALTA
Strong

Corten




59,5 x 119,2^R / 23,4" x 46,9"

218564 | **M83**




75 x 75^R / 29,5" x 29,5"

217809 | **M77**



LOSETA

30 x 39,5 / 11,8" x 15,6" 218422 | **P43**



MOSAICO

30 x 30 / 11,8" x 11,8" 217824 | **M83**



RODAPIÉ

10 x 75 / 3,94" x 29,5" 219693 | **P28**

Peldaños
Stair pieces



ROMO RANURA

29,5 x 59,5 / 11,6" x 23,4" | **P46**



INTEGRAL

29,5 x 59,5 / 11,6" x 23,4" | **P85**



ÁNGULO INTEGRAL

29,5 x 59,5 / 11,6" x 23,4" | **P88**

Pearl



59,5 x 119,2^R / 23,4" x 46,9"

218569 | **M83**




75 x 75^R / 29,5" x 29,5"

218275 | **M77**



LOSETA

30 x 39,5 / 11,8" x 15,6" 218423 | **P43**



MOSAICO

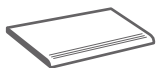
30 x 30 / 11,8" x 11,8" 218280 | **M83**



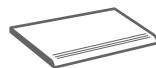
RODAPIÉ

10 x 75 / 3,94" x 29,5" 219208 | **P28**

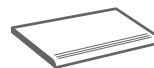
Peldaños
Stair pieces



ROMO RANURA
29,5 x 59,5 / 11,6" x 23,4" | **P46**





INTEGRAL
29,5 x 59,5 / 11,6" x 23,4" | **P85**



ÁNGULO INTEGRAL
29,5 x 59,5 / 11,6" x 23,4" | **P88**



 Pearl 59,5 x 119,5^R

 Steel 59,5 x 119,5^R



 Steel 75 x 75^R

Steel




59,5 x 119,2^R / 23,4" x 46,9"

218563 | **M83**



75 x 75^R / 29,5" x 29,5"

217808 | **M77**




LOSETA

30 x 39,5 / 11,8" x 15,6" 218424 | **P43**



CENEFA FÁCIL
Easy frieze



MOSAICO

30 x 30 / 11,8" x 11,8" 217823 | **M83**



RODAPIÉ

10 x 75 / 3,94" x 29,5" 219320 | **P28**

Peldaños
Stair pieces



ROMO RANURA

29,5 x 59,5 / 11,6" x 23,4" | **P46**



INTEGRAL

29,5 x 59,5 / 11,6" x 23,4" | **P85**




ÁNGULO INTEGRAL

29,5 x 59,5 / 11,6" x 23,4" | **P88**



COTTAGE



Disponibile
Available
pg.539

ESPEJOR (MM)
Thickness

20
(60 x 60° Duplo)

9
(60 x 60)

DESIZAMIENTO
Coefficient of friction

GRIP +: **R11 / C / CLASE 3**

DUPLO: **R11 / C / CLASE 3**

VARIACIÓN CROMÁTICA
Colour variation



MEDIA
Moderate

VARIACIÓN GRÁFICA
Graphic variation



MEDIA
Moderate



Terracota Duplo 60 x 60^R

Terracota



60 x 60^R Duplo Grip+ / 23,6" x 23,6" 222473 **M83**
60 x 60 Grip+ / 23,6" x 23,6" 222284 **M68**

Bone



60 x 60^R Duplo Grip+ / 23,6" x 23,6" 222470 **M83**
60 x 60 Grip+ / 23,6" x 23,6" 222282 **M68**

Grey



60 x 60^R Duplo Grip+ / 23,6" x 23,6" 222471 **M83**
60 x 60 Grip+ / 23,6" x 23,6" 222283 **M68**

Shadow



60 x 60^R Duplo Grip+ / 23,6" x 23,6" 222472 **M83**
60 x 60 Grip+ / 23,6" x 23,6" 222285 **M68**



Grey Duplo 60 x 60^R

MOON
Ikon

ICE
Edda

PERLA
Touch

BLUE
Impulse

ZUCCHERO
Deckó

GREY
Ikon

VISÓN
Touch

BLUE
Ikon

WHITE
Impulse

CREAM
Edda

BONE
Ikon

TAUPE
Ikon

CREMA
Touch

WHITE
Pulsar

PINK
Ikon

MAMBO
Deckó

MALVA
Touch

GARNET
Impulse

NEW

CHROMO
Touch

TURQUOISE
Impulse

ANTILLE
Deckó

GREY
Edda

GRAPHITE
Ikon

WENGUÉ
Touch

TAUPE
Impulse

COUNTRY
Edda

BLACK
Pulsar

FUEGO
Deckó

MORA
Deckó

VESUBIO
Deckó

NEW

Colores

COLOURS

- 477 DECKÓ
White Body tiles
- 479 EDDA
White Body tiles
- 483 IKON
White Body & Porcelain tiles
- 487 IMPULSE
White Body & Porcelain tiles
- 495 PULSAR
White Body tiles
- 499 TOUCH
White Body tiles

COLORES		PIEZAS CAJA	KG. CAJA	M ² CAJA	CAJA EUROPALET	KG. EUROPALET	M ² EUROPALET	
COLOURS		PIECES BOX	KG. BOX	S.Q.M. BOX	BOX EUROPALLET	KG. EUROPALLET	S.Q.M. EUROPALLET	
P	BASES	59,5 x 59,5	3	20,74	1,06	40	843,60	42,40
		45 x 45	5	20,17	1	66	1345,22	66,00
W _b	BASES	31,6 x 100	5	26,89	1,58	42	1154,38	66,36
		30,5 x 60,5	8	23,69	1,48	32	772,08	47,36
		29,5 x 59,5	8	23,49	1,40	32	765,68	44,80
		25 x 40	15	21,29	1,50	48	1036,92	72
	RODAPIÉS	9,7 x 59,5	14	19	0,75	50	950	87,5
W _b	RELIEVE	31,6 x 100	5	26,89	1,58	42	1154,38	66,36
		25 x 40	13	20,59	1,30	48	1003,32	62,40
	Evo	31,6 x 100	4	22,64	1,26	28	644	35,28
	Dandelion	30,5 x 60,5	4	13,33	0,74	24	319,92	17,76
	Pixel	30,5 x 60,5	4	12,80	0,74	24	307,20	17,76



COLORES COLOURS		PIEZAS CAJA PIECES BOX	KG. CAJA KG. BOX	M ² CAJA S.Q.M. BOX	CAJA EUROPALET BOX EUROPALLET	KG. EUROPALET KG. EUROPALLET	M ² EUROPALET S.Q.M. EUROPALLET
Trim	5 x 40	30	8,57	0,60	52	455,52	31,20
	4,3 x 40	36	10,28	0,66	52	534,56	34,48
LISTELO	8 x 40	28	16,12	0,90	36	580,32	32,26
	5,5 x 60,5	16	9,23	0,53	60	553,8	31,68
	5,4 x 60,5	12	6,74	0,32	80	539,20	25,60
	4,5 x 60,5	16	7,63	0,43	60	457,80	25,80
	4 x 40	39	9,03	0,63	52	469,56	32,45
	1,5 x 40	32	3,75	0,19	52	195	9,98
Silver/Gold	1 x 100	40	12,2	0,4	20	244	8
Perfil Aluminio	1,1 x 120	5	0,85	0,07	999	849,15	69,93
Cenefa Mix	5 x 25	52	10,13	0,65	60	607,8	39
MOSAICO	30 x 30	11	14,92	1	30	447,6	30
	30,5 x 30,5	11	12,97	1,02	30	389,10	30,60
Mosaico S	30 x 30	11	16,27	1	30	488,1	30
Mosaico Wili	28,6 x 28,6	5	6,7	0,41	48	321,6	19,68
Tesela	20 x 30	14	16,77	0,84	32	536,64	26,88



DECKÓ

ESPEJOR (MM)
Thickness

9,4
(25 x 40 Relieve / Relief)

8,2
(25 x 40)

VARIACIÓN CROMÁTICA
Colour variation



UNIFORME
Uniform

VARIACIÓN GRÁFICA
Graphic variation



UNIFORME
Uniform

Zucchero 25 x 40
Geo Antille 25 x 40
Listelo Antille 1,5 x 40



Mambo



25 x 40 / 9,84" x 15,7" 211185 **M44**

Antille



25 x 40 / 9,84" x 15,7" 211184 **M44**

Zucchero



25 x 40 / 9,84" x 15,7" 211182 **M41**

Mix



Antille + Mambo + Mora




CENEFA
4,3 x 40 / 1,69" x 15,7" 211449 **P13**




CENEFA
5 x 25 / 1,97" x 9,84" 211450 **P10**



GEO
25 x 40 / 9,84" x 15,7" 211287 **M48**



GEO
25 x 40 / 9,84" x 15,7" 211286 **M48**



GEO
25 x 40 / 9,84" x 15,7" 211284 **M48**



LISTELO
1,5 x 40 / 0,591" x 15,7" 211446 **P16**



LISTELO
1,5 x 40 / 0,591" x 15,7" 211443 **P16**



LISTELO
1,5 x 40 / 0,591" x 15,7" 211444 **P16**

Mora




25 x 40 / 9,84" x 15,7" 211183 **M44**

Fuego



25 x 40 / 9,84" x 15,7" 211187 **M44**

Vesubio



25 x 40 / 9,84" x 15,7" 211186 **M44**

Mix



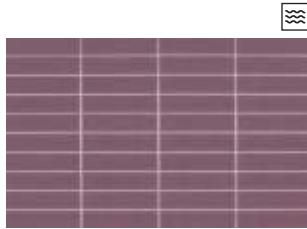
Mora + Fuego + Vesubio




CENEFA
4,3 x 40 / 1,69" x 15,7" 211666 **P13**




CENEFA
5 x 25 / 1,97" x 9,84" 211667 **P10**



GEO
25 x 40 / 9,84" x 15,7" 211285 **M48**



GEO
25 x 40 / 9,84" x 15,7" 211289 **M48**



GEO
25 x 40 / 9,84" x 15,7" 211288 **M48**



LISTELO
1,5 x 40 / 0,591" x 15,7" 211445 **P16**



LISTELO
1,5 x 40 / 0,591" x 15,7" 211448 **P16**



LISTELO
1,5 x 40 / 0,591" x 15,7" 211447 **P16**



EDDA

ESPEJOR (MM)
Thickness

9,1
(30,5 x 60,5)

VARIACIÓN CROMÁTICA
Colour variation




LEVE
Slight

VARIACIÓN GRÁFICA
Graphic variation



LEVE
Slight

Ice 30,5 x 60,5
 Mosaico M Mix F 30 x 60

Grey



GREY
30,5 x 60,5 / 12" x 23,8" 214010 | **M53**




BREEZE GREY
30,5 x 60,5 / 12" x 23,8" 214445 | **P44**



LISTELO BREEZE GREY
5,4 x 60,5 / 2,13" x 23,8" 214451 | **P26**



LISTELO DANDELION GREY
5,5 x 60,5 / 2,17" x 23,8" 214456 | **P23**



PIXEL GREY
30,5 x 60,5 / 12" x 23,8" 214447 | **P41**



LISTELO PIXEL GREY
4,5 x 60,5 / 1,77" x 23,8" 214453 | **P26**

Ice



ICE
30,5 x 60,5 / 12" x 23,8" 214009 | **M53**



DANDELION ICE
30,5 x 60,5 / 12" x 23,8" 214448 | **P39**




Breeze Grey 30,5 x 60,5

Mix



MOSAICO MIX F
30 x 30 / 11,8" x 11,8" 214183 | **M83**



TESELA MIX F
20 x 30 / 7,87" x 11,8" 214185 | **P16**



MOSAICO S MIX F
30 x 30 / 11,8" x 11,8" 214459 | **M90**



CENEFA FÁCIL
Easy frieze



Cream 30,5 x 60,5



Country 30,5 x 60,5

Country



COUNTRY
30,5 x 60,5 / 12" x 23,8" 214012 | **M53**



BREEZE COUNTRY
30,5 x 60,5 / 12" x 23,8" 214444 | **P44**



LISTELO BREEZE COUNTRY
5,4 x 60,5 / 2,13" x 23,8" 214450 | **P26**



LISTELO DANDELION COUNTRY
5,5 x 60,5 / 2,17" x 23,8" 214457 | **P23**



PIXEL COUNTRY
30,5 x 60,5 / 12" x 23,8" 214446 | **P41**



LISTELO PIXEL COUNTRY
4,5 x 60,5 / 1,77" x 23,8" 214452 | **P26**

Cream



CREAM
30,5 x 60,5 / 12" x 23,8" 214011 | **M53**



DANDELION CREAM
30,5 x 60,5 / 12" x 23,8" 214449 | **P39**



Cream 30,5 x 60,5
Country 30,5 x 60,5
Tesela Mix C 20 x 30



Mix



MOSAICO MIX C
30 x 30 / 11,8" x 11,8" 214182 | **M83**



TESELA MIX C
20 x 30 / 7,87" x 11,8" 214184 | **P16**



MOSAICO S MIX C
30 x 30 / 11,8" x 11,8" 214458 | **M90**



CENEFA FÁCIL
Easy frieze



IKON

ESPESOR (MM)
Thickness

8,8
(45 x 45)

8,2
(25 x 40)

DESLIZAMIENTO
Coefficient of friction

R10 / CLASE 1*

VARIACIÓN CROMÁTICA
Colour variation



LEVE
Slight

VARIACIÓN GRÁFICA
Graphic variation




LEVE
Slight

 Blue 25 x 40
Moon 25 x 40

*Datos para el formato 45 x 45°
Only technical features of 45 x 45°

Moon



29,5 x 59,5^R / 11,6" x 23,4" 222434 M61

Mix



BRAVE MIX P
29,5 x 59,5^R / 11,6" x 23,4" 222951 M63

Pink



29,5 x 59,5^R / 11,6" x 23,4" 222435 M61

Blue



29,5 x 59,5^R / 11,6" x 23,4" 222430 M61



BRAVE MIX F
29,5 x 59,5^R / 11,6" x 23,4" 222815 M63

Bone



29,5 x 59,5^R / 11,6" x 23,4" 222431 M61

Grey



29,5 x 59,5^R / 11,6" x 23,4" 222433 M61



BRAVE MIX C
29,5 x 59,5^R / 11,6" x 23,4" 222816 M63

Taupe




29,5 x 59,5^R / 11,6" x 23,4" 222436 M61

Graphite



29,5 x 59,5^R / 11,6" x 23,4" 222432 M61

Moon



25 x 40 / 9,84" x 15,7" 222418 M44

Bone



25 x 40 / 9,84" x 15,7" 222415 M44

Grey



25 x 40 / 9,84" x 15,7" 222417 M44

Pink



25 x 40 / 9,84" x 15,7" 222419 M44

Blue



25 x 40 / 9,84" x 15,7" 222414 M44

Taupe



25 x 40 / 9,84" x 15,7" 222420 M44

Graphite



25 x 40 / 9,84" x 15,7" 222416 M44

Mix



SINDARA MIX F
25 x 40 / 9,84" x 15,7" 222811 M48




SINDARA MIX P
25 x 40 / 9,84" x 15,7" 222953 M48




SINDARA MIX C
25 x 40 / 9,84" x 15,7" 222812 M48

Moon




45 x 45 / 17,7" x 17,7" 222444 M43

Blue



45 x 45 / 17,7" x 17,7" 222441 M43

Bone



45 x 45 / 17,7" x 17,7" 222442 M43

Graphite



45 x 45 / 17,7" x 17,7" 222443 M43



RODAPIÉ
9,7 x 59,5 / 3,82" x 23,4" 223247 P14



RODAPIÉ
9,7 x 59,5 / 3,82" x 23,4" 223244 P14




RODAPIÉ
9,7 x 59,5 / 3,82" x 23,4" 223245 P14



RODAPIÉ
9,7 x 59,5 / 3,82" x 23,4" 223246 P14

Mix



MOSAICO WILI MOON
28,6 x 28,6 / 11,3" x 11,3" 222798 | P32



MOSAICO WILI PINK
28,6 x 28,6 / 11,3" x 11,3" 222799 | P32



MOSAICO WILI BLUE
28,6 x 28,6 / 11,3" x 11,3" 222794 | P32



MOSAICO WILI BONE
28,6 x 28,6 / 11,3" x 11,3" 222795 | P32



MOSAICO WILI GREY
28,6 x 28,6 / 11,3" x 11,3" 222797 | P32



MOSAICO WILI TAUPE
28,6 x 28,6 / 11,3" x 11,3" 222800 | P32



MOSAICO WILI GRAPHITE
28,6 x 28,6 / 11,3" x 11,3" 222796 | P32



Blue 25 x 40
Moon 25 x 40



IMPULSE

ESPESOR (MM)

Thickness

10,4

(31,6 x 100^º Relieve / Relief)

9,7

(31,6 x 100^º / 25 x 75)

8,8

(59,5 x 59,5^º)

VARIACIÓN CROMÁTICA

Colour variation



UNIFORME

Uniform

VARIACIÓN GRÁFICA

Graphic variation



LEVE

Slight



White



31,6 x 100^R / 12,4" x 39,4"
25 x 75 / 9,84" x 29,5"

221186 **M75**
 221208 **M55**



VOLIA
31,6 x 100^R / 12,4" x 39,4"
25 x 75 / 9,84" x 29,5"

221191 **M77**
 221213 **M59**

Turquoise



31,6 x 100^R / 12,4" x 39,4"
25 x 75 / 9,84" x 29,5"

221189 **M75**
 221211 **M55**



VOLIA
31,6 x 100^R / 12,4" x 39,4"
25 x 75 / 9,84" x 29,5"

221194 **M77**
 221216 **M59**

Blue



31,6 x 100^R / 12,4" x 39,4"
25 x 75 / 9,84" x 29,5"

221187 **M75**
 221209 **M55**



VOLIA
31,6 x 100^R / 12,4" x 39,4"
25 x 75 / 9,84" x 29,5"

221192 **M77**
 221214 **M59**

Listelo de cristal / Glass body listel



LISTELO 1 x 100^R / 0,394" x 39,4"




Silver
Gold

218295 **P23**
 218294 **P23**



Volia White 31,6 x 100^R



-  White 31,6 x 100^R
-  Volia Turquoise 31,6 x 100^R
-  Woodsense Natural 25 x 150^R



Taupe



31,6 x 100^R / 12,4" x 39,4"
25 x 75 / 9,84" x 29,5"


221190 **M75**
 221212 **M55**



VOLIA
31,6 x 100^R / 12,4" x 39,4"
25 x 75 / 9,84" x 29,5"

221195 **M77**
 221217 **M59**

Garnet



31,6 x 100^R / 12,4" x 39,4"
25 x 75 / 9,84" x 29,5"


221188 **M75**
 221210 **M55**



VOLIA
31,6 x 100^R / 12,4" x 39,4"
25 x 75 / 9,84" x 29,5"

221193 **M77**
 221215 **M59**

Decorated Evo



EVO RED
31,6 x 100^R / 12,4" x 39,4"

221418 **P56**



EVO GREEN
31,6 x 100^R / 12,4" x 39,4"

221417 **P56**



Perfiles de aluminio / Aluminium profile



PERFIL ALUMINIO GLOSS ORO

1,1 x 120 / 0,433" x 47,2"

221268 **P27**

PERFIL ALUMINIO MATT ORO

1,1 x 120 / 0,433" x 47,2"

221267 **P23**

PERFIL ALUMINIO GLOSS PLATA

1,1 x 120 / 0,433" x 47,2"

221270 **P26**

PERFIL ALUMINIO MATT PLATA

1,1 x 120 / 0,433" x 47,2"

221269 **P23**



Mosaico Metal Taupe 30,5 x 30,5



Taupe 31,6 x 100^R
Garnet 31,6 x 100^R



Volia Taupe 31,6 x 100^R




Evo Green 31,6 x 100^R



Turquoise 31,6 x 100^R



Woodsense Oak 25 x 150^R



Taupe 31,6 x 100^R




Mosaico Metal Garnet 30,5 x 30,5




Forma 59,5 x 59,5^R


Impulse



MOSAICO METAL WHITE
30,5 x 30,5 / 12" x 12" 221424 | P36



MOSAICO METAL TURQUOISE
30,5 x 30,5 / 12" x 12" 221427 | P36




MOSAICO METAL GARNET
30,5 x 30,5 / 12" x 12" 221426 | P36



MOSAICO GOLD WHITE
30,5 x 30,5 / 12" x 12" 221429 | P36



MOSAICO METAL TAUPE
30,5 x 30,5 / 12" x 12" 221428 | P36



MOSAICO METAL BLUE
30,5 x 30,5 / 12" x 12" 221425 | P36

5 Different designs



MONET MIX
31,6 x 100^R / 12,4" x 39,4" 221196 | M77
25 x 75 / 9,84" x 29,5" 221218 | M59



7 Different designs



FORMA
59,5 x 59,5^R / 23,4" x 23,4" 221248 | M68



NEW

PULSAR

ESPESOR (MM)
Thickness

10,4
(31,6 x 100[®] Relieve / Relief)

9,7
(31,6 x 100[®])

VARIACIÓN CROMÁTICA
Colour variation



UNIFORME
Uniform

VARIACIÓN GRÁFICA
Graphic variation




UNIFORME
Uniform



Pulsar White 31,6 x 100[®]

White


Black




PULSAR WHITE

31,6 x 100^R / 12,4" x 39,4"224158 | **M75**

PULSAR BLACK

31,6 x 100^R / 12,4" x 39,4"225156 | **M75**

INNEDIT WHITE

31,6 x 100^R / 12,4" x 39,4"224677 | **M77**

INNEDIT BLACK

31,6 x 100^R / 12,4" x 39,4"225157 | **M77**

Listelo de cristal / Glass body listel

LISTELO 1 x 100^R / 0,394" x 39,4"**Silver**218295 | **P23****Gold**218294 | **P23**

Perfiles de aluminio / Aluminium profile



PERFIL ALUMINIO GLOSS ORO

1,1 x 120 / 0,433" x 47,2"221268 | **P27**

PERFIL ALUMINIO MATT ORO

1,1 x 120 / 0,433" x 47,2"221267 | **P23**

PERFIL ALUMINIO GLOSS PLATA

1,1 x 120 / 0,433" x 47,2"221270 | **P26**

PERFIL ALUMINIO MATT PLATA

1,1 x 120 / 0,433" x 47,2"221269 | **P23**





TOUCH



Perla 25 x 40



Line Chromo 25 x 40



Chromo 31,6 x 31,6

ESPESOR (MM)
Thickness

9,4
(25 x 40 Relieve / Relief)

8,2
(25 x 40)

DESLIZAMIENTO
Coefficient of friction

CLASE 1*

VARIACIÓN CROMÁTICA
Colour variation



UNIFORME
Uniform

VARIACIÓN GRÁFICA
Graphic variation



LEVE
Slight

*Datos para el formato 31,6 x 31,6^o
Only technical features of 31,6 x 31,6^o

Perla

Visón

Chromo



25 x 40 / 9,84" x 15,7" 212781 **M41**



25 x 40 / 9,84" x 15,7" 212783 **M44**



25 x 40 / 9,84" x 15,7" 212784 **M44**



DESCANSO BALANCE

25 x 40 / 9,84" x 15,7" 213044 **P30**



LINE

25 x 40 / 9,84" x 15,7" 212787 **M48**



LINE

25 x 40 / 9,84" x 15,7" 212788 **M48**



BALANCE

25 x 40 / 9,84" x 15,7" 212823 **P30**



BALANCE

25 x 40 / 9,84" x 15,7" 212827 **P30**



BALANCE

25 x 40 / 9,84" x 15,7" 212825 **P30**



TRIM

5 x 40 / 1,97" x 15,7" 212832 **P19**



TRIM

5 x 40 / 1,97" x 15,7" 212833 **P19**



TRIM

5 x 40 / 1,97" x 15,7" 212830 **P19**



LISTELO

8 x 40 / 3,15" x 15,7" 213040 **P5**



LISTELO

8 x 40 / 3,15" x 15,7" 213041 **P5**



CENEFA BALANCE

4,3 x 40 / 1,69" x 15,7" 212837 **P14**



CENEFA BALANCE

4,3 x 40 / 1,69" x 15,7" 212835 **P14**

Mix

Perla + Visón + Chromo



MOSAICO MIX F

30 x 30 / 11,8" x 11,8" 213039 **P30**



LISTELO BRACELET PERLA

4 x 40 / 1,57" x 15,7" 212839 **P21**

Crema



25 x 40 / 9,84" x 15,7" 212782 **M41**



DESCANSO BALANCE
25 x 40 / 9,84" x 15,7" 213045 **P30**



BALANCE
25 x 40 / 9,84" x 15,7" 212824 **P30**



TRIM
5 x 40 / 1,97" x 15,7" 212829 **P19**

Wengué



25 x 40 / 9,84" x 15,7" 212785 **M44**



LINE
25 x 40 / 9,84" x 15,7" 212789 **M48**



BALANCE
25 x 40 / 9,84" x 15,7" 212828 **P30**



TRIM
5 x 40 / 1,97" x 15,7" 212834 **P19**



LISTELO
8 x 40 / 3,15" x 15,7" 213043 **P5**



CENEFA BALANCE
4,3 x 40 / 1,69" x 15,7" 212838 **P14**

Malva



25 x 40 / 9,84" x 15,7" 212786 **M44**



LINE
25 x 40 / 9,84" x 15,7" 212790 **M48**



BALANCE
25 x 40 / 9,84" x 15,7" 212826 **P30**



TRIM
5 x 40 / 1,97" x 15,7" 212831 **P19**



LISTELO
8 x 40 / 3,15" x 15,7" 213042 **P5**



CENEFA BALANCE
4,3 x 40 / 1,69" x 15,7" 212836 **P14**

Mix

Crema + Wengué + Malva



MOSAICO MIX C

30 x 30 / 11,8" x 11,8" 213038 | **P30**



LISTELO BRACELET CREMA

4 x 40 / 1,57" x 15,7" 212840 | **P21**



CENEFA FÁCIL
Easy frieze



Crema 25 x 40



Line Malva 25 x 40



Wengué 31,6 x 31,6

WHITE
Pulsar



WHITE
Magna



NEW

KUBE
Austral



WHITE
Arty



BLANCO
Austral, Andes, Avalon & Carnaby



INNEDIT
Pulsar



KYOTO
Arty



NEW

LENOX
Arty



ANDES
Alaska



COMET
Arty



NIGMA
gna

SCALA
Austral & Andes

CANDAL
gna

CALMA
Austral & Andes

UBE
des

DUNA
Austral, Andes & Carnaby

AUSTRAL
aska

KUBIK
Austral & Carnaby

White & Co.

BLANCOS & CO.

- 507 ALASKA
White Body tiles
- 509 ANDES & AUSTRAL
White Body tiles
- 515 ARTY
White Body tiles
- 521 AVALON & CARNABY
White Body tiles
- 523 MAGNA
White Body tiles
- 527 PULSAR
White Body tiles
- 531 & CO.
White Body tiles



BLANCOS & CO.		PIEZAS CAJA	KG. CAJA	M² CAJA	CAJA EUROPALET	KG. EUROPALET	M² EUROPALET	
WHITES & CO.		PIECES BOX	KG. BOX	S.Q.M. BOX	BOX EUROPALLET	KG. EUROPALLET	S.Q.M. EUROPALLET	
W ₆	BASES	39,6 x 119,2	5	27	2,36	20	555	47,20
		31,6 x 100	5	26,89	1,58	42	1154,38	66,36
		29,5 x 90	6	26,41	1,59	54	1453,63	85,86
		30,5 x 60,5	8	23,69	1,48	32	772,08	47,36
		29,5 x 59,5	8	23,49	1,40	32	765,68	44,80
		25 x 75	7	21,76	1,32	42	927,92	55,44
		25 x 40	15	21,29	1,50	48	1036,92	72
W ₃	RELIEVE	31,6 x 100	5	26,89	1,58	42	1154,38	66,36
		39,6 x 119,2	4	25	1,89	20	515	37,80
	Duna / Kubik	30,5 x 60,5	8	23,69	1,48	32	772,08	47,36
	Duna / Kubik	29,5 x 59,5	8	23,49	1,40	32	765,68	44,80
	Discreet	32,4 x 39,6	7	10,25	0,90	40	410	36

BLANCOS & CO.		PIEZAS CAJA	KG. CAJA	M² CAJA	CAJA EUROPALET	KG. EUROPALET	M² EUROPALET
WHITES & CO.		PIECES BOX	KG. BOX	S.Q.M. BOX	BOX EUROPALLET	KG. EUROPALLET	S.Q.M. EUROPALLET
Ventana	25 x 40	4	5,62	0,4	57	320,34	22,8
Juego ventana	25 x 40	2	6,04	0,4	38	229,52	15,2
Mosaico	40 x 40	6	8,2	0,96	40	328	38,40
Media Caña	2 x 30,5	90	9,92	0,54	36	357,12	19,44
	2 x 29,5	60	9,92	17,7	36	357,12	637,2
Esquina	2 x 3	100	0,60	0,06	50	30	3
Cantoneira	1,5 x 100	20	6,64	0,36	18	119,52	6,48
	1,5 x 31,6	40	4,57	0,20	30	137,1	6
Silver/Gold	1 x 100	40	12,2	0,4	20	244	8
Perfil Aluminio	1,1 x 120	5	0,85	0,07	999	849,15	69,93
Perfil Aluminio Thinck	0,9 x 120	5	0,69	0,05	999	689,31	49,95



ALASKA



ESPEJOR (MM)
Thickness

8,5

VARIACIÓN CROMÁTICA
Colour variation





UNIFORME
Uniform

VARIACIÓN GRÁFICA
Graphic variation



UNIFORME
Uniform

 Andes Alaska 39,6 x 119,2^R

 Norden Grey 21,8 x 84

Andes



ANDES ALASKA

39,6 x 119,2^R / 15,6" x 46,9"

219663 | **M81**

Austral



AUSTRAL ALASKA

39,6 x 119,2^R / 15,6" x 46,9"

219664 | **M81**



Discreet White 39,4 x 39,6



CENEFA FÁCIL
Easy frieze



Perfiles de aluminio / Aluminium profile



PERFIL ALUMINIO THINCK GLOSS ORO

0,9 x 120 / 0,354" x 47,2"

221353 | **P27**

PERFIL ALUMINIO THINCK MATT ORO

0,9 x 120 / 0,354" x 47,2"

221358 | **P23**

PERFIL ALUMINIO THINCK GLOSS PLATA

0,9 x 120 / 0,354" x 47,2"

221354 | **P26**

PERFIL ALUMINIO THINCK MATT PLATA


0,9 x 120 / 0,354" x 47,2"

221355 | **P23**



DISCREET WHITE

32,4 x 39,6 / 12,8" x 15,6" 219880 | **P60**



MOSAICO ELEGANT WHITE


40 x 40 / 15,7" x 15,7" 219883 | **P65**



Austral Alaska 39,6 x 119,2^R



AUSTRAL & ANDES



6,5 MM DE ESPESOR
Thickness 6,5 mm

ESPEJOR (MM) Thickness

- 10,4**
(31,6 x 100^º Relieve / Relief)
- 9,7**
(31,6 x 100^º / 25 x 75)
- 9,3**
(29,5 x 90^º)
- 9,1**
(30,5 x 60,5 / 29,5 x 59,5^º)
- 8,5**
(39,6 x 119,2^º Relieve / Relief)
- 6,5**
(39,6 x 119,2^º)

VARIACIÓN CROMÁTICA Colour variation



UNIFORME
Uniform

VARIACIÓN GRÁFICA Graphic variation



UNIFORME
Uniform

Andes Blanco



31,6 x 100^R / 12,4" x 39,4"
29,5 x 90^R / 11,6" x 35,4"
25 x 75 / 9,84" x 29,5"
30,5 x 60,5 / 12,5" x 23,8"
29,5 x 59,5^R / 11,6" x 23,4"

215752 **M75**
 218758 **M70**
 215231 **M55**
 008139 **M49**
 006450 **M58**



SCALE
25 x 75 / 9,84" x 29,5"

215298 **M59**



CALMA
25 x 75 / 9,84" x 29,5"

215300 **M59**



DUNA
31,6 x 100^R / 12,4" x 39,4"
25 x 75 / 9,84" x 29,5"
30,5 x 60,5 / 12,5" x 23,8"
29,5 x 59,5^R / 11,6" x 23,4"

215753 **M77**
 217646 **M59**
 217648 **M55**
 217650 **M63**



KUBIC
25 x 75 / 9,84" x 29,5"
30,5 x 60,5 / 12,5" x 23,8"
29,5 x 59,5^R / 11,6" x 23,4"

217645 **M59**
 217647 **M55**
 217649 **M63**



ANDES ESSENCE BLANCO
31,6 x 100^R / 12,4" x 39,4"

219095 **M77**

CANTONERA

1,5 x 100 / 0,591" x 39,4"
1,5 x 31,6 / 0,591" x 12,4"

216292 **P53**
 216284 **P36**

CANTONERA

2 x 30,5 / 0,787" x 12" 212421 **P17**
2 x 29,5 / 0,787" x 11,6" 007103 **P17**

Listelo de cristal / Glass body listel



LISTELO 1 x 100^R / 0,394" x 39,4"

Silver
Gold

218295 **P23**
 218294 **P23**

Austral Blanco



31,6 x 100^R / 12,4" x 39,4"
29,5 x 90^R / 11,6" x 35,4"
25 x 75 / 9,84" x 29,5"
30,5 x 60,5 / 12" x 23,8"
29,5 x 59,5^R / 11,6" x 23,4"

215751 **M75**
 218757 **M70**
 215230 **M55**
 008138 **M49**
 006451 **M58**



DUNA

31,6 x 100^R / 12,4" x 39,4"
25 x 75 / 9,84" x 29,5"
30,5 x 60,5 / 12" x 23,8"
29,5 x 59,5^R / 11,6" x 23,4"

215981 **M77**
 217103 **M59**
 217099 **M55**
 217101 **M63**



AUSTRAL ESSENCE BLANCO

31,6 x 100^R / 12,4" x 39,4"

218849 **M77**

CANTONERA

1,5 x 100 / 0,591" x 39,4"
1,5 x 31,6 / 0,591" x 12,4"

216291 **P53**
 216283 **P36**



SCALE

25 x 75 / 9,84" x 29,5"


215299 **M59**



CALMA

25 x 75 / 9,84" x 29,5"

215301 **M59**



KUBIC

25 x 75 / 9,84" x 29,5"
30,5 x 60,5 / 12" x 23,8"
29,5 x 59,5^R / 11,6" x 23,4"

217104 **M59**
 217100 **M55**
 217102 **M63**

Listelo de cristal / Glass body listel



LISTELO 1 x 100^R / 0,394" x 39,4"

Silver
Gold

218295 **P23**
 218294 **P23**

CANTONERA

2 x 30,5 / 0,787" x 12" 211744 **P17**
2 x 29,5 / 0,787" x 11,6" 007065 **P17**

ESQUINA MEDIA CAÑA

2 x 3 / 0,787" x 1,18" 003743 **P15**



Austral 30,5 x 60,5
Austral Duna 30,5 x 60,5



Andes 25 x 40
Austral Kubic 30,5 x 60,5



Perfiles de aluminio / Aluminium profile



PERFIL ALUMINIO GLOSS ORO

1,1 x 120 / 0,433" x 47,2"

221268 | **P27**

PERFIL ALUMINIO MATT ORO

1,1 x 120 / 0,433" x 47,2"

221267 | **P23**

PERFIL ALUMINIO GLOSS PLATA

1,1 x 120 / 0,433" x 47,2"

221270 | **P26**

PERFIL ALUMINIO MATT PLATA

1,1 x 120 / 0,433" x 47,2"

221269 | **P23**



Austral 39,6 x 119,2^R
Austral Kube 39,6 x 119,2^R



Perfiles de aluminio / Aluminium profile



PERFIL ALUMINIO THINCK GLOSS ORO

0,9 x 120 / 0,354" x 47,2"

221353 | **P27**

PERFIL ALUMINIO MATT ORO

0,9 x 120 / 0,354" x 47,2"

221358 | **P23**

PERFIL ALUMINIO THINCK GLOSS PLATA

0,9 x 120 / 0,354" x 47,2"


221354 | **P26**

PERFIL ALUMINIO MATT PLATA

0,9 x 120 / 0,354" x 47,2"

221355 | **P23**

Andes



39,6 x 119,2^R / 15,6" x 46,9"

219654 | **M80**

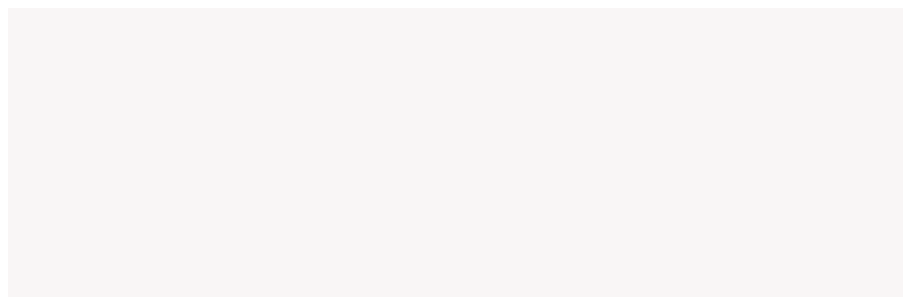


ANDES KUBE

39,6 x 119,2^R / 15,6" x 46,9"

219658 | **M81**

Austral



39,6 x 119,2^R / 15,6" x 46,9"


219655 | **M80**



AUSTRAL KUBE

39,6 x 119,2^R / 15,6" x 46,9"

219659 | **M81**



MOSAICO ELEGANT WHITE

40 x 40 / 15,7" x 15,7" 219883 | **P65**



DISCREET WHITE

32,4 x 39,6 / 12,8" x 15,6" 219880 | **P60**



Elegant White 40 x 40





ARTY

ESPESOR (MM)
Thickness

9,3

VARIACIÓN CROMÁTICA
Colour variation



UNIFORME
Uniform

VARIACIÓN GRÁFICA
Graphic variation



UNIFORME
Uniform


 Kyoto White 29,5 x 90^R

White




ARTY WHITE
29,5 x 90^R / 11,6" x 35,4"

220105 | M70




KYOTO WHITE
29,5 x 90^R / 11,6" x 35,4"

220107 | M70



LENOX WHITE
29,5 x 90^R / 11,6" x 35,4"

220106 | M70



COMET WHITE
29,5 x 90^R / 11,6" x 35,4"

220108 | M70



Perfiles de aluminio / Aluminium profile



PERFIL ALUMINIO GLOSS ORO

1,1 x 120 / 0,433" x 47,2"

221268 | P27

PERFIL ALUMINIO MATT ORO

1,1 x 120 / 0,433" x 47,2"

221267 | P23

PERFIL ALUMINIO GLOSS PLATA

1,1 x 120 / 0,433" x 47,2"

221270 | P26

PERFIL ALUMINIO MATT PLATA

1,1 x 120 / 0,433" x 47,2"

221269 | P23



 Lenox White 29,5 x 90^{cm}



 Arty White 29,5 x 90^{cm}



 Comet White 29,5 x 90^R




 Kyoto White 29,5 x 90^R

Silver




KYOTO SILVER
29,5 x 90^R / 11,6" x 35,4"

221829 | P54




LENOX SILVER
29,5 x 90^R / 11,6" x 35,4"

221828 | P54



COMET SILVER
29,5 x 90^R / 11,6" x 35,4"

221827 | P54




Lenox Silver 29,5 x 90^R

Gold




KYOTO GOLD
29,5 x 90^R / 11,6" x 35,4"

221826 | P55




LENOX GOLD
29,5 x 90^R / 11,6" x 35,4"

221825 | P55



COMET GOLD
29,5 x 90^R / 11,6" x 35,4"

221824 | P55



Lenox Gold 29,5 x 90^R
Comet Gold 29,5 x 90^R



AVALON & CARNABY

ESPESOR (MM)
Thickness

8,2
(25 x 40)

VARIACIÓN CROMÁTICA
Colour variation



UNIFORME
Uniform

VARIACIÓN GRÁFICA
Graphic variation




UNIFORME
Uniform



Avalon 25 x 40

Avalon



25 x 40 / 9,84" x 15,7" 007700 | **M37**



DUNA
25 x 40 / 9,84" x 15,7" 217642 | **M44**



KUBIK
25 x 40 / 9,84" x 15,7" 217641 | **M44**




VENTANA (5 x 10)
25 x 40 / 9,84" x 15,7" 007828 | **P17**



JUEGO VENTANA (5 x 10)
25 x 40 / 9,84" x 15,7" 007829 | **P25***

Carnaby



25 x 40 / 9,84" x 15,7" 007699 | **M37**




DUNA
25 x 40 / 9,84" x 15,7" 217095 | **M44**



KUBIK
25 x 40 / 9,84" x 15,7" 217096 | **M44**



VENTANA (5 x 10)
25 x 40 / 9,84" x 15,7" 007826 | **P17**



JUEGO VENTANA (5 x 10)
25 x 40 / 9,84" x 15,7" 007827 | **P25***

(*) Precio por set
Price per set



MAGNA



6,5 MM DE ESPESOR
Thickness 6,5 mm

ESPESOR (MM)

Thickness

8,5
(39,6 x 119,2^º Relieve / Relief)

6,5
(39,6 x 119,2^º)

VARIACIÓN CROMÁTICA

Colour variation



UNIFORME
Uniform


VARIACIÓN GRÁFICA

Graphic variation



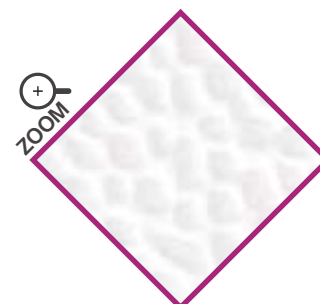

UNIFORME
Uniform

White




MAGNA WHITE
39,6 x 119,2^R / 15,6" x 46,9"

221463 | M80



ENIGMA WHITE
39,6 x 119,2^R / 15,6" x 46,9"

221464 | M81



SCANDAL WHITE
39,6 x 119,2^R / 15,6" x 46,9"

221465 | M81



Perfiles de aluminio / Aluminium profile



PERFIL ALUMINIO GLOSS ORO
1,1 x 120 / 0,433" x 47,2"

221268 | P27

PERFIL ALUMINIO MATT ORO
1,1 x 120 / 0,433" x 47,2"

221267 | P23




PERFIL ALUMINIO GLOSS PLATA
1,1 x 120 / 0,433" x 47,2"

221270 | P26

PERFIL ALUMINIO MATT PLATA
1,1 x 120 / 0,433" x 47,2"

221269 | P23



 Magna White 39,6 x 119,2^R
 Enigma White 39,6 x 119,2^R
 Woodsense Natural 25 x 150^R



 Enigma White 39,6 x 119,2^R



 Scandal White 39,6 x 119,2^R



NEW

PULSAR

ESPESOR (MM)
Thickness

10,4
(31,6 x 100^º Relieve / Relief)

9,7
(31,6 x 100^º)

VARIACIÓN CROMÁTICA
Colour variation



UNIFORME
Uniform

VARIACIÓN GRÁFICA
Graphic variation




UNIFORME
Uniform





Pulsar White 31,6 x 100^R

White




PULSAR WHITE
31,6 x 100^R / 12,4" x 39,4"

224158 | **M75**



INNEDIT WHITE
31,6 x 100^R / 12,4" x 39,4"

224677 | **M77**



Listelo de cristal / Glass body listel



LISTELO 1 x 100^R / 0,394" x 39,4"

Silver

218295 | **P23**

Gold

218294 | **P23**



Perfiles de aluminio / Aluminium profile



PERFIL ALUMINIO GLOSS ORO

1,1 x 120 / 0,433" x 47,2"

221268 | **P27**

PERFIL ALUMINIO MATT ORO

1,1 x 120 / 0,433" x 47,2"

221267 | **P23**

PERFIL ALUMINIO GLOSS PLATA

1,1 x 120 / 0,433" x 47,2"

221270 | **P26**


PERFIL ALUMINIO MATT PLATA

1,1 x 120 / 0,433" x 47,2"

221269 | **P23**







& CO.

ESPEJOR (MM)
Thickness

9,7
(25 x 75)

9,1
(30,5 x 60,5 / 29,5 x 59,5")

 Labelle 25 x 75

Decorados

(30,6 x 60,5 / 29,5 x 59,5^R)



BISTRO (Set 2 pieces)

30,5 x 60,5 / 12" x 23,8"

215320 **P71***

29,5 x 59,5^R / 11,6" x 23,4"

215321 **P73***

(*) Precio por set
Price per set

Decorados (25 x 75)



LABELLE

25 x 75 / 9,84" x 29,5"

215485 **M60**

(*) Precio por set
Price per set

BONE
Cottage

MOON
Zen Stone

TAUPE
Solid

CAMEL
Hamilton

NEW

BONE
Madison

BROWN
Zen Stone

HAMILTON
Natural

ARGENT
Nomade

NEW

MAPLE
Hamilton

SUN
Solid

BONE
Nomade

BONE
Kainos

BONE
Code 62

NEW

MOON
Solid

CREAM
Horizon

LIGHT
Universe

GREY
Boxer

ARGENT
Madison

NEW

NEW

MOON
Code 62


WHITE
Horizon

NOIR
Nomade

GREY
Universe

GREY
Zen Stone

NEW



Duplo


DUPLO

- 535 **BOXER**
Porcelain tiles
- 537 **CODE 62**
Porcelain tiles
- 539 **COTTAGE**
Porcelain tiles
- 541 **HAMILTON**
Porcelain tiles
- 543 **HORIZON**
Porcelain tiles
- 545 **KAINOS**
Porcelain tiles
- 547 **MADISON**
Porcelain tiles
- 549 **NOMADE**
Porcelain tiles
- 551 **SOLID**
Porcelain tiles
- 553 **UNIVERSE**
Porcelain tiles
- 555 **ZEN STONE**
Porcelain tiles

	PIEZAS CAJA	KG. CAJA	M ² CAJA	CAJA EUROPALET	KG. EUROPALET	M ² EUROPALET
	PIECES BOX	KG. BOX	S.Q.M. BOX	BOX EUROPALLET	KG. EUROPALLET	S.Q.M. EUROPALLET
90 x 90	1	39,3	0,81	27	1076	21,87
60 x 120	1	33,04	0,72	32	1071,28	23,04
30 x 120	2	37,60	0,72	30	1142,00	21,60
60 x 60	2	32,55	0,72	30	990,50	21,60

NEW

BOXER



Consejos de colocación

Advise of laying
pg.558

ESPESOR (MM)
Thickness

20

DESLIZAMIENTO
Coefficient of friction

R11 / C / CLASE 3

VARIACIÓN CROMÁTICA
Colour variation



LEVE
Slight

VARIACIÓN GRÁFICA
Graphic variation




LEVE
Slight



Graphite Duplo 90 x 90^R


Grey



90 x 90^R Duplo Grip + / 35,4" x 35,4"

225083 | **M86**

Graphite




90 x 90^R Duplo Grip + / 35,4" x 35,4"

225082 | **M86**



CODE 62



Consejos de colocación

Advise of laying
pg.558

ESPESOR (MM)
Thickness

20

DESLIZAMIENTO
Coefficient of friction

R11 / C / CLASE 3

VARIACIÓN CROMÁTICA
Colour variation



MEDIA
Moderate

VARIACIÓN GRÁFICA
Graphic variation



ALTA
Strong

 Bone Duplo 60 x 60^R

 Bone Duplo 60 x 60^R

Noce




60 x 60^R Duplo Grip + / 23,6" x 23,6" 222454 | M83

Bone



60 x 60^R Duplo Grip + / 23,6" x 23,6" 222453 | M83

Moon



60 x 60^R Duplo Grip + / 23,6" x 23,6" 222456 | M83

Dark

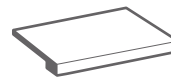


60 x 60^R Duplo Grip + / 23,6" x 23,6" 222455 | M83


Piezas especiales
Special pieces



PELDAÑO ROMO
30 x 60 / 11,8" x 23,6" | P46



PELDAÑO INTEGRAL
30 x 60 / 11,8" x 23,6" | P75



REJILLA
14,9x60 / 5,87" x 23,6" | P76



REJILLA TRAP. IZ
14,9x59,2 / 5,87" x 23,3" | P76




REJILLA TRAP. DC.
14,9x59,2 / 5,87" x 23,3" | P76



Moon Duplo 60 x 60^R



COTTAGE



Consejos de colocación

Advise of laying

pg.558

ESPESOR (MM)
Thickness

20

DESLIZAMIENTO
Coefficient of friction

R11 / C / CLASE 3

VARIACIÓN CROMÁTICA
Colour variation



MEDIA
Moderate

VARIACIÓN GRÁFICA
Graphic variation



MEDIA
Moderate



Terracota Duplo 60 x 60^R

Terracota



60 x 60^R Duplo Grip + / 23,6" x 23,6" 222473 | M83

Bone



60 x 60^R Duplo Grip + / 23,6" x 23,6" 222470 | M83

Grey



60 x 60^R Duplo Grip + / 23,6" x 23,6" 222471 | M83

Shadow



60 x 60^R Duplo Grip + / 23,6" x 23,6" 222472 | M83

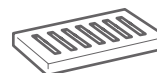
Piezas especiales
Special pieces



PELDAÑO ROMO
30 x 60 / 11,8" x 23,6" | P46



PELDAÑO INTEGRAL
30 x 60 / 11,8" x 23,6" | P75



REJILLA
14,9x60 / 5,87" x 23,6" | P76



REJILLA TRAP. IZ
14,9x59,2 / 5,87" x 23,3" | P76



REJILLA TRAP. DC.
14,9x59,2 / 5,87" x 23,3" | P76




Grey Duplo 60 x 60^R



NEW

HAMILTON



Consejos de colocación

Advise of laying

pg.558

ESPESOR (MM)

Thickness

20

DESLIZAMIENTO

Coefficient of friction

R11 / C / CLASE 3

VARIACIÓN CROMÁTICA

Colour variation



MEDIA

Moderate

VARIACIÓN GRÁFICA

Graphic variation



MEDIA

Moderate



Ash Duplo Grip + 30 x 120^R



Maple



30 x 120^R Duplo Grip + / 11,8" x 47,24"

223977 | **M86**

Natural



30 x 120^R Duplo Grip + / 11,8" x 47,24"

223976 | **M86**

Camel



30 x 120^R Duplo Grip + / 11,8" x 47,24"

224161 | **M86**

Ash



30 x 120^R Duplo Grip + / 11,8" x 47,24"

224160 | **M86**



NEW

HORIZON



Consejos de colocación
Advise of laying
pg.558

ESPESOR (MM)
Thickness

20

DESIZAMIENTO
Coefficient of friction

R11 / C / CLASE 3

VARIACIÓN CROMÁTICA
Colour variation



LEVE
Slight

VARIACIÓN GRÁFICA
Graphic variation



LEVE
Slight

 Dark Duplo 60 x 120

White



60 x 120 Duplo Grip + / 23,6" x 47,2"

224637 | M87



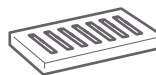
Piezas especiales
Special pieces



PELDAÑO ROMO
30 x 60 / 11,8" x 23,6" | P46



PELDAÑO INTEGRAL
30 x 60 / 11,8" x 23,6" | P75



REJILLA
14,9x60 / 5,87" x 23,6" | P76




REJILLA DOBLE
29,9 x 60 / 11,8" x 23,6" | P85

Cream



60 x 120 Duplo Grip + / 23,6" x 47,2"

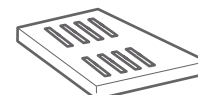
224256 | M87



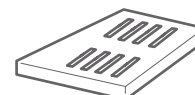
REJILLA TRAP. IZ
14,9x59,2 / 5,87" x 23,3" | P76



REJILLA TRAP. DC.
14,9x59,2 / 5,87" x 23,3" | P76



REJILLA TRAP. IZ
29,9x59,2 / 11,8" x 23,3" | P85



REJILLA TRAP. DC.
29,9x59,2 / 11,8" x 23,3" | P85

Light



60 x 120 Duplo Grip + / 23,6" x 47,2"

224258 | M87



Dark



60 x 120 Duplo Grip + / 23,6" x 47,2"

224257 | M87






Estratos Grey 59,5 x 119,2^R



Grey Duplo 60 x 60^R

KAINOS



Consejos de colocación

Advise of laying

pg.558

ESPESOR (MM)
Thickness

20

DESLIZAMIENTO
Coefficient of friction

R11 / C / CLASE 3

VARIACIÓN CROMÁTICA
Colour variation



MEDIA
Moderate

VARIACIÓN GRÁFICA
Graphic variation



MEDIA
Moderate

Bone



60 x 60^R Duplo Grip + / 23,6" x 23,6" 222469 M83

Grey



60 x 60^R Duplo Grip + / 23,6" x 23,6" 222467 M83

Shadow



60 x 60^R Duplo Grip + / 23,6" x 23,6" 222468 M83



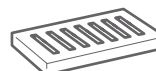
Piezas especiales
Special pieces



PELDAÑO ROMO
 30 x 60 / 11,8" x 23,6" P46



PELDAÑO INTEGRAL
 30 x 60 / 11,8" x 23,6" P75



REJILLA
 14,9 x 60 / 5,87" x 23,6" P76



REJILLA DOBLE
 29,9 x 60 / 11,8" x 23,6" P85



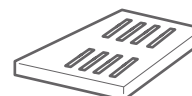
REJILLA TRAP. IZ
 14,9 x 59,2 / 5,87" x 23,3" P76



REJILLA TRAP. DC.
 14,9 x 59,2 / 5,87" x 23,3" P76



REJILLA TRAP. IZ
 29,9 x 59,2 / 11,8" x 23,3" P85




REJILLA TRAP. DC.
 29,9 x 59,2 / 11,8" x 23,3" P85



Grey Duplo 60 x 60^R



MADISON



Consejos de colocación

Advise of laying
pg.558

ESPESOR (MM)
Thickness

20

DESLIZAMIENTO
Coefficient of friction

R11 / C / CLASE 3

VARIACIÓN CROMÁTICA
Colour variation



MEDIA
Moderate

VARIACIÓN GRÁFICA
Graphic variation



MEDIA
Moderate



Bone Duplo 60 x 60^R

Noce



60 x 60^R Duplo Grip + / 23,6" x 23,6" 222457 | M83

Bone



60 x 60^R Duplo Grip + / 23,6" x 23,6" 222460 | M83

Grafito



60 x 60^R Duplo Grip + / 23,6" x 23,6" 222458 | M83

Argent



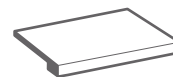
60 x 60^R Duplo Grip + / 23,6" x 23,6" 222459 | M83



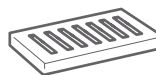
Piezas especiales Special pieces




PELDAÑO ROMO
 30 x 60 / 11,8" x 23,6" | P46



PELDAÑO INTEGRAL
 30 x 60 / 11,8" x 23,6" | P75



REJILLA
 14,9 x 60 / 5,87" x 23,6" | P76



REJILLA DOBLE
 29,9 x 60 / 11,8" x 23,6" | P85




REJILLA TRAP. IZ.
 14,9 x 59,2 / 5,87" x 23,3" | P76



REJILLA TRAP. DC.
 14,9 x 59,2 / 5,87" x 23,3" | P76



REJILLA TRAP. IZ.
 29,9 x 59,2 / 11,8" x 23,3" | P85




REJILLA TRAP. DC.
 29,9 x 59,2 / 11,8" x 23,3" | P85



Noce Duplo 60 x 60^R



NOMADE



Consejos de colocación

Advise of laying

pg.558

ESPESOR (MM)
Thickness

20

DESLIZAMIENTO
Coefficient of friction

R11 / C / CLASE 3

VARIACIÓN CROMÁTICA
Colour variation



LEVE
Slight

VARIACIÓN GRÁFICA
Graphic variation



MEDIA
Moderate

Bone



60 x 60^R Duplo Grip+ / 23,6" x 23,6" 222518 M83

Argent



60 x 60^R Duplo Grip+ / 23,6" x 23,6" 222519 M83

Noir



60 x 60^R Duplo Grip+ / 23,6" x 23,6" 222517 M83



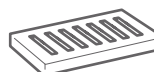
Piezas especiales
Special pieces



PELDAÑO ROMO
30 x 60 / 11,8" x 23,6" P46



PELDAÑO INTEGRAL
30 x 60 / 11,8" x 23,6" P75



REJILLA
14,9x60 / 5,87" x 23,6" P76



REJILLA DOBLE
29,9x60 / 11,8" x 23,6" P85



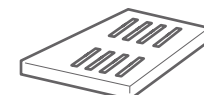
REJILLA TRAP. IZ
14,9x59,2 / 5,87" x 23,4" P76



REJILLA TRAP. DC.
14,9x59,2 / 5,87" x 23,4" P76




REJILLA TRAP. IZ
29,9x59,2 / 11,8" x 23,4" P85



REJILLA TRAP. DC.
29,9x59,2 / 11,8" x 23,4" P85



SOLID



Consejos de colocación

Advise of laying

pg.558

ESPESOR (MM)
Thickness

20

DESLIZAMIENTO
Coefficient of friction

R11 / C / CLASE 3

VARIACIÓN CROMÁTICA
Colour variation



LEVE
Slight

VARIACIÓN GRÁFICA
Graphic variation



LEVE
Slight

Taupe



60 x 60^R Duplo Grip + / 23,6" x 23,6" 222450 | M83

Sun



60 x 60^R Duplo Grip + / 23,6" x 23,6" 222451 | M83

Moon



60 x 60^R Duplo Grip + / 23,6" x 23,6" 222449 | M83

Graphite



60 x 60^R Duplo Grip + / 23,6" x 23,6" 222452 | M83



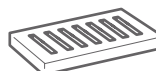
Piezas especiales
Special pieces



PELDAÑO ROMO
30 x 60 / 11,8" x 23,6" | P46



PELDAÑO INTEGRAL
30 x 60 / 11,8" x 23,6" | P75




REJILLA
14,9 x 60 / 5,87" x 23,6" | P76



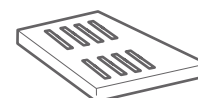
REJILLA DOBLE
29,9 x 60 / 11,8" x 23,6" | P85




REJILLA TRAP. IZ.
14,9 x 59,2 / 5,87" x 23,3" | P76



REJILLA TRAP. DC.
14,9 x 59,2 / 5,87" x 23,3" | P76



REJILLA TRAP. IZ.
29,9 x 59,2 / 11,8" x 23,3" | P85



REJILLA TRAP. DC.
29,9 x 59,2 / 11,8" x 23,3" | P85




Graphite Duplo 60 x 60^R



Light Duplo 60 x 120

UNIVERSE



Consejos de colocación

Advise of laying

pg.558

ESPESOR (MM)
Thickness

20

DESLIZAMIENTO
Coefficient of friction

R11 / C / CLASE 3

VARIACIÓN CROMÁTICA
Colour variation



MEDIA
Moderate

VARIACIÓN GRÁFICA
Graphic variation



MEDIA
Moderate

Light



60 x 120 Duplo Grip + / 23,6" x 47,2"

220411 | M83



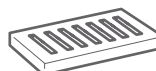
Piezas especiales
Special pieces



PELDAÑO ROMO
30 x 60 / 11,8" x 23,6" | P46




PELDAÑO INTEGRAL
30 x 60 / 11,8" x 23,6" | P75



REJILLA
14,9 x 60 / 5,87" x 23,6" | P76



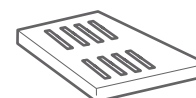
REJILLA DOBLE
29,9 x 60 / 11,8" x 23,6" | P85



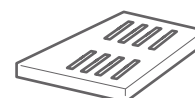
REJILLA TRAP. IZ
14,9 x 59,2 / 5,87" x 23,3" | P76



REJILLA TRAP. DC.
14,9 x 59,2 / 5,87" x 23,3" | P76



REJILLA TRAP. IZ
29,9 x 59,2 / 11,8" x 23,3" | P85



REJILLA TRAP. DC.
29,9 x 59,2 / 11,8" x 23,3" | P85

Grey



60 x 120 Duplo Grip + / 23,6" x 47,2"


220410 | M83



Grey Duplo 60 x 120



ZEN STONE



Consejos de colocación

Advise of laying
pg.558

ESPESOR (MM)
Thickness

20

DESLIZAMIENTO
Coefficient of friction

R11 / C / CLASE 3

VARIACIÓN CROMÁTICA
Colour variation



LEVE
Slight

VARIACIÓN GRÁFICA
Graphic variation



MEDIA
Moderate



Moon Duplo 60 x 60^R

Grey



60 x 60^R Duplo Grip + / 23,6" x 23,6" 222462 | M83

Dark



60 x 60^R Duplo Grip + / 23,6" x 23,6" 222463 | M83

Moon



60 x 60^R Duplo Grip + / 23,6" x 23,6" 222461 | M83

Brown



60 x 60^R Duplo Grip + / 23,6" x 23,6" 222464 | M83



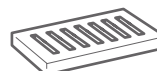
Piezas especiales
Special pieces




PELDAÑO ROMO
30 x 60 / 11,8" x 23,6"



PELDAÑO INTEGRAL
30 x 60 / 11,8" x 23,6"



REJILLA
14,9 x 60 / 5,87" x 23,6"



REJILLA DOBLE
29,9 x 60 / 11,8" x 23,6"



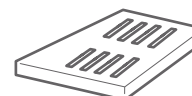
REJILLA TRAP. IZ
14,9x59,2 / 5,87" x 23,3"



REJILLA TRAP. DC.
14,9x59,2 / 5,87" x 23,3"



REJILLA TRAP. IZ
29,9x59,2 / 11,8" x 23,3"



REJILLA TRAP. DC.
29,9x59,2 / 11,8" x 23,3"



Brown Duplo 60 x 60^R



CARACTERÍSTICAS
TÉCNICAS
TECHNICAL FEATURES

CARACTERÍSTICAS TÉCNICAS
TECHNICAL FEATURES

	Bla	B1b	B1la	B1ll
Longitud y anchura <i>Length and width</i>	± 0,6 % ± 2,0 mm	± 0,6 % ± 2,0 mm	± 0,6 % ± 2,0 mm	± 0,5 % ± 2,0 mm
Espesor <i>Thickness</i>	± 5 % ± 0,5 mm	± 5 % ± 0,5 mm	± 5 % ± 0,5 mm	± 10 % ± 0,5 mm
Rectitud de lados* <i>Straightness of sides*</i>	± 0,5 % ± 1,5 mm	± 0,5 % ± 1,5 mm	± 0,5 % ± 1,5 mm	± 0,3 % ± 1,5 mm
Ortogonalidad* <i>Rectangularity*</i>	± 0,5 % ± 2,0 mm	± 0,5 % ± 2,0 mm	± 0,5 % ± 2,0 mm	± 0,5 % ± 2,0 mm
Planitud de superficie* <i>Surface flatness*</i>	± 0,5 % ± 2,0 mm	± 0,5 % ± 2,0 mm	± 0,5 % ± 2,0 mm	+ 0,5 % ± 2,0 mm - 0,3 % - 1,5 mm
Absorción de agua <i>Water absorption</i>	$\Delta a < 0,5 \%$	$0,5 \% < \Delta a < 3 \%$	$3 \% < \Delta a < 6 \%$	$\Delta a > 10 \%$
Fuerza de rotura (N) <i>Breaking strength</i>	E > 7,5 Mínimo 1300 N E < 7,5 Mínimo 1100 N	E > 7,5 Mínimo 1100 N E < 7,5 Mínimo 700 N	E > 7,5 Mínimo 1100 N E < 7,5 Mínimo 600 N	E > 7,5 Mínimo 600 N E < 7,5 Mínimo 200 N
Resistencia a la flexión (N/mm²) <i>Modulus of rupture</i>	Mínimo 35 N/mm ²	Mínimo 30 N/mm ²	Mínimo 22 N/mm ²	E > 7,5 Mínimo 12 N/mm ² E < 7,5 Mínimo 15 N/mm ²
Resistencia al desgaste <i>Surface abrasion resistance</i>	Valor declarado Declared value	Valor declarado Declared value	Valor declarado Declared value	No aplica Not apply
Coefficiente de dilatación térmica lineal (1/k) <i>Coefficient of linear thermal expansion</i>	Valor declarado Declared value	Valor declarado Declared value	Valor declarado Declared value	Valor declarado Declared value
Resistencia al choque térmico <i>Thermal shock resistance</i>	Cumple Complies	Cumple Complies	Cumple Complies	Cumple Complies
Resistencia al cuarteo <i>Crazing resistance</i>	Cumple Complies	Cumple Complies	Cumple Complies	Cumple Complies
Resistencia a la helada <i>Frost resistance</i>	Resiste Resists	No cumple Not complies	No cumple Not complies	No cumple Not complies
Deslizamiento <i>Coefficient of friction</i>	Valor declarado Declared value	Valor declarado Declared value	Valor declarado Declared value	No aplica Not apply
Resistencia a productos de limpieza y aditivos para piscina <i>Resistance to household chemicals and swimming pool salts</i>	Mínimo GB	Mínimo GB	Mínimo GB	Mínimo GB
Resistencia a bajas concentraciones <i>Resistance to low concentrations</i>	GLA / Pulido GLB	GLA	GLA	GLA
Resistencia a altas concentraciones <i>Resistance to high concentrations</i>	GHA / Pulido GHB	GHA	GHA	GHA
Resistencia a las manchas <i>Resistance to stains</i>	Mínimo Clase 3	Mínimo Clase 3	Mínimo Clase 3	Mínimo Clase 3

* Las características indicadas son generales por grupo de absorción, para características concretas de modelo y color solicitar la ficha técnica correspondiente.
The characteristics indicated are general for each absorption group, for specific characteristics of the model and color, please request the corresponding technical data sheet.



CONSEJOS DE COLOCACIÓN

ADVISE OF LAYING

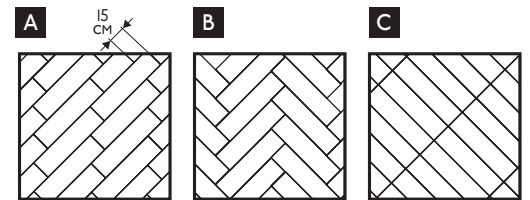
PARA FORMATO RECTÁNGULAR

Para la correcta colocación de los productos cerámicos, es necesario que tanto las superficies horizontales como verticales, estén completamente planas y sin presencia de residuos.

Como material de agarre se utilizarán cementos cola especiales para porcelánicos, aplicándose doble encolado en pieza y soporte, extendiéndose con llana dentada.

Por las características rectangulares de las piezas se aconsejan las colocaciones siguientes:

FOR RECTANGULAR FORMAT



In order to correctly lay the ceramic products, it is necessary to have horizontal and vertical surfaces completely flat and without any residues.

For porcelain materials, special quick-drying must be used as the adhering material, using double spread gluing on both the piece and the stand, and applying it with a square notch trowel.

Due to the rectangular nature of the pieces, we recommend the following laying process:

PARA LAS GRANILLAS PULIDAS:

COLOCACIÓN:

1. Antes de la colocación, extender varias piezas para obtener una superficies mínima de unos 9 m², y comprobar el efecto estético final, usando piezas mezcladas de varias cajas.
2. No marcar con lápiz ni con rotulador la superficie de las balosas.
3. Para el corte del material se recomiendan máquinas eléctricas con discos para porcelánicos, refrigerado por agua para los cortes rectos y radial para los curvos.
4. Mientras dure la obra, proteger la superficie con cualquier medio adecuado para garantizar el brillo y evitar que se raye o deteriore.
5. Usar un cemento cola específico.
6. Para colocar e igualar las piezas usar una maza de goma blanca, nunca negra o gris.
7. En los rectificados se recomienda dejar una junta mínima de 1.5 mm.
8. Una vez rejuntado, limpiar la superficie inmediatamente con una esponja húmeda antes del endurecimiento definitivo del material de rejuntar.

LIMPIEZA:

Limpiar con un paño húmedo y alcohol de quemar las piezas después de su colocación.

Para su mantenimiento se recomienda usar una mopa seca sin aplicar productos cerosos.

FOR POLISHED FINISHES:

PLACEMENT:

1. Before placement, extend several pieces using different and mixed boxes to obtain a minimum surface of 9 sq. m, in order check the final aesthetic effect.
2. Do not mark the surface of the tiles with pencil or pen.
3. To cut the material watercooled electrical machines with disks for porcelain are recommended.
4. During the work, cover the surface with any appropriate means to protect the brightness and to avoid scratching or damage.
5. Use a specific adhesives for porcelain tiles.
6. To place and match the pieces use a white rubber hammer, never black or grey.
7. For rectified tiles a minimum joint of 1.5 mm is recommended.
8. After grouting, clean the surface immediately with a damp sponge before definitive hardening of grouting material.

CLEANING:

After placement clean with a damp cloth and denatured alcohol. For maintenance, it is recommended to use a dry dust cloth without applying any wax products.

PARA DUPLO

SOBRE HIERBA

A. Preparación del suelo

Coloca las piezas directamente sobre una superficie de hierba uniforme con el fin de que dejen su huella sobre la misma.

Retirar las piezas y escavar la hierba aplastada una profundidad de 5-6 cm.

Rellenar los huecos con una capa de granilla fina de unos 3 cm de profundidad.

B. Colocación de las piezas de duplo

Colocar las piezas sobre el lecho de grava de manera que queden ligeramente encastradas en el terreno.

Compactar y nivelar con listón y martillo de goma.



ON GRASS

A. Preparing the ground

Place the tiles directly onto a uniform grass surface in order for them to make an imprint.

Remove the tiles and dig into the grass to a depth of 5-6 cm.

Fill the holes with a fine layer of gravel about 3cm deep.

B. Fitting duplo tiles

Fit the tiles lightly on the bed of gravel in such a way that they are lightly fitted into the ground.

Compress and level out with a bar and rubber hammer.

SOBRE PLOTS


A. Preparar la estructura de soportes

Disponer los soportes regulables sobre la superficie de colocación.

Ubicarlos de modo que cada uno se sitúe en los vértices de las piezas, tal y como se muestra en la imagen.

B. Colocación de las piezas de duplo

Colocar las piezas sobre los soportes y nivelarlas usando el sistema de regulación de los mismos.



ON PLOTS

A. Preparing the support structure

Have the adjustable supports on the fitting surface.

Fit them in such a way that each one is placed on the vertexes of the pieces, as shown in the image.


B. Fitting duplo tiles

Place the tiles on the supports and level them out using the adjustment system of the supports.

SOBRE CEMENTO

A. Colocación de las piezas duplo

Colocar las piezas con un adhesivo adecuado para porcelánico, aplicado siguiendo las instrucciones del fabricante. Para conseguir una superficie uniforme y compacta, se aconseja utilizar la técnica de doble encolado, sobre todo en pavimentaciones que vayan a ser sometidas a altas cargas. Mantener una junta de colocación entre piezas contiguas y rellenarla utilizando un material de rejuntado específico para casa uso. Respetar las juntas de movimiento previstas.



B. Limpieza inicial

Tras la instalación de las piezas, realizar una limpieza final de obra, con el fin de eliminar los restos cementosos que puedan quedar en superficie.

ON CEMENT

A. Fitting duplo tiles

Fit the tiles using an adhesive that is suitable for porcelain, and apply according to the manufacturer's instructions. In order to achieve a uniform and compact surface, it is recommended that you use a double adhesion technique, particularly with paving tiles that will be subjected to heavy loads. Keep a fitting board between adjoining tiles and fill it with grout designed for the purpose. Respect the predicted movement of spaces.

B. Final cleaning

After installing the tiles, carry out a final clean of the finished work, in order to get rid of any cement waste that remains on the surface.

SOBRE GRAVA

A. Preparación del suelo


Se recomienda una base de, al menos, 10 cm de espesor de grava de grano mixto con una ligera pendiente para que desagüe.

Nivelar el terreno y aplanarlo antes de colocar una malla de tejido que impida el paso de vegetación, y, sobre la misma, un lecho de gravilla fina de otros 10 cm de espesor.

Nivelar el terreno con listón y martillo de goma.

B. Colocación de las piezas de duplo

Coloca las piezas Duplo cuidando de una buena planicidad del solado y una correcta alineación de las juntas, que deben tener 4 mm como mínimo.



ON GRAVEL

A. Preparing the ground

It is recommended to use a base of mixed grit gravel that is at least 10 cm thick and slightly sloping in order to aid drainage. level the ground and flatten it out before placing a wire mesh over it that will prevent vegetation, and on top of that, place another fine bed of gravel that is 10cm thick. level out the ground using a bar and rubber hammer.

B. Duplo tiles

fit the duplo tiles taking care to ensure the tiling is flat and that the spaces between tiles are correctly aligned, these should be at least 4mm.

SOBRE ARENA

A. Preparación del suelo


Debemos disponer de una capa de arena de, al menos, 5-10 cm de espesor.

Compactar y nivelar el terreno con listón y martillo de goma.

B. Colocación de las piezas de duplo

Colocar directamente las piezas Duplo según la configuración deseada.

Compactar y nivelar de nuevo con listón y martillo de manera que la base del solado quede a la altura del terreno.



ON SAND

A. Preparing the ground

You should have a layer of sand that is at least 5-10cm thick. Compress the tiles down and level out the ground with a bar and rubber hammer.

B. Fitting duplo tiles

Directly fit the Duplo tiles according to your preferred configuration.

Compress the tiles down and level them out again with a bar and hammer so that the base of the tiling is level with the ground.

Colorker no se hace responsable ante cualquier otro tipo de colocación.

Colorker is not responsible for alternative methods used when installing this product.

1. PREPARACIÓN DEL SOPORTE

La colocación de baldosas cerámicas siempre debe ser realizada por personal profesional experimentado.

Deben elegirse las herramientas y útiles adecuados.

Las superficies, tanto de suelos como de paredes, deben estar perfectamente niveladas, pudiéndose emplear morteros de regulación o nivelación, incluso capas impermeabilizadoras, de drenaje, etc, si la situación lo requiere. **Las superficies deben estar totalmente limpias antes de aplicar el mortero de agarre o el adhesivo.** Utilizar una adecuada iluminación, recomendándose la utilización de lámparas o focos para observar el ajuste dimensional.

PREPARATION FOR THE TILE SETTING

The laying of ceramic tiles must always be carried out by an experienced professional.

Always use the appropriate tool and equipment.

The surfaces, whether it be floors or walls, must be perfectly levelled.

For this purpose, a regulating or levelling mortar can be used, or even water-proofing or drainage layers, etc, if the situation requires it.

The surfaces must be completely clean before applying the mortar or the adhesive. Use adequate lighting, the use of lamps or spotlights is recommended in order to see clearly the dimensional alignment.

2. ELECCIÓN DEL ADHESIVO Y SISTEMA DE COLOCACIÓN

La elección del adhesivo viene definido por el tipo de baldosa cerámica (el grupo al que pertenece y el formato), por el tipo de la superficie a revestir (material) y por el uso del recinto.

La elección del sistema de colocación depende de la ubicación de la obra (exterior o interior) y de las dimensiones de la baldosa cerámica.

Se recomienda consultar con su distribuidor Colorker®.

Se recomienda una colocación en capa fina frente a la colocación en capa gruesa.

Se recomienda realizar doble encolado para baldosas que tengan alguno de sus lados con una longitud superior a 30 cm. Esta técnica se realiza aplicando adhesivo tanto en el soporte como en la baldosa, cubriendo toda la superficie de las mismas.

CHOICE OF ADHESIVE AND AND METHOD OF APPLICATION

The choice of adhesive is defined by the type of ceramic tile (The group to which it belongs and its format), the type of surface to be covered (material) and the purpose of the tiled area.

The choice of tiling method depends on the location of the site (outside or inside) and the dimensions of the ceramic tiles.

It is recommended to contact the dealer and to follow the instructions of the manufacturer.

It is recommended to use a fine layer as opposed to a generous one.

It is recommended to use double the adhesive with those tiles which have one or more sides longer than 30cm. This technique is achieved by placing adhesive both on the tile setter and on the tile, completely covering their surface.

3. CUIDADOS ESPECIALES DURANTE LA COLOCACIÓN

Utilizar crucetas o estrellas de tamaño adecuado según la junta para mantener la ortogonalidad del montaje.

En colocaciones trabadas o a contrapunta se recomienda que esta no supere el 15% de la longitud del lado más largo.

Comprobar el material ya colocado cuando el adhesivo está todavía fraguando con el fin de corregir pequeñas variaciones.

SPECIAL CARE DURING SETTING

Use crosses or stars of the appropriate size according to the joint, in order to maintain the orthogonality of the setting.

If to be set in a brickwork style or at a counterpoint, it is recommended not to surpass 15% of the longest side.

Check the material applied while the adhesive is still setting, in order to correct small variations.

4. EL REJUNTADO

Las juntas son un elemento necesario para la conservación de las instalaciones.

Existen varios tipos de juntas en una obra:

A. Juntas estructurales:

Están diseñadas para absorber los movimientos de la edificación y siempre deben respetarse. Pueden ser tapadas con perfiles adecuados y llenadas con materiales indicados.

B. Juntas perimetrales:

En todas las uniones pared-suelo. El ancho mínimo será de 8 mm. y deben de estar vacías o rellenas con material deformable. Son disimulables con el rodapié o el azulejo de pared.

C. Juntas de colocación:

Es la separación que se deja entre las baldosas. Se considera colocación con junta cuando la separación es mayor o igual de 1,5 mm, y separación sin junta cuando es menor de 1,5 mm, debiendo dejar siempre una separación mínima de 1,5 mm.

Antes de iniciar el rejuntado, esperar que el mortero de agarre o el adhesivo este totalmente endurecido.

Las juntas tienen que estar limpias y exentas de polvo y partículas.

Efectuar el relleno o sellado de las juntas utilizando una llana de goma dura, sin dejar vacíos los desniveles.

Eliminar el exceso de junta de la superficie moviendo la llana diagonalmente a las juntas, cuando la mezcla

este todavía fresca.

Retirar los residuos con la misma espátula.

Es importante consultar con el distribuidor para elegir la junta adecuada al tipo de baldosa y el color que se quiera utilizar por estética.

Siga siempre las indicaciones de su distribuidor Colorker®.

GROUTING

The joints are a necessary element for the conservation of the premises.

There are various types of joints in a site:

A. Structural Joints:

These are designed to absorb movements in the building and must always be respected.

They can be covered with adequate profiles and filled with the indicated materials.

B. Perimeter Joints:

All joints where the wall meets the floor. The minimum width will be 8mm and must be empty or filled with a deformable material. They can be concealed with the skirting board or the wall tile.

C. Setting Joints:

These are the spaces left between tiles. The setting will be considered to have a joint when the space between each tile is greater than or equal to 1.5 mm. For spaces of less than 1.5 mm, there is considered to be no joint. There should always be a minimum gap of at least 1.5 mm.

Before starting to apply the grout around the tiles, ensure that the mortar or adhesive is completely hard.

The joints must be completely clean and free from dust and particles.

Refill or seal the joints with grout using a grout float of hard rubber, without leaving spaces or uneven levels.

Remove any excess grout from the surface by moving the grout float in a motion diagonal to the joints, while the mixture is still fresh. Remove any residue with the same spatula. It is important to consult the dealer when choosing the grout that is adequate for the tile and the colour that is the most aesthetically appealing. Always follow the instructions of the manufacturer.

El mantenimiento de las baldosas cerámicas es sencillo y cómodo.

Se pueden emplear productos específicos para cada tipo de baldosas respetando las indicaciones del fabricante de productos.

Consulte con el distribuidor.

Se aconseja al colocar, mezclar piezas de varias cajas. Verificar antes de colocar: Tonalidad, Calibre y Clase. No se admiten reclamaciones referentes al material colocado.

FINISH THE JOB

The job is not over until it has been fully completed.

Cleaning the joints:

Respect the times advised by the manufacturer, clean the whole surface with a damp linen cloth, including the grout.

When drying there may appear a veil or coating on the surface, this can be cleaned with water.

Do not wait too long before cleaning the remaining joints.

Clean the rest of site with the appropriate products.

Contact the dealer and never use products that contain Hydrofluoric Acid HF.

Protect the surfaces already set against impacts, abrasions, etc.

Maintenance of ceramic tiles is easy and convenient. Specific products can be employed for each type of tile. Carefully follow the instructions of both the manufacturer of the tiles and the manufacturer of the products. Contact the dealer for advice.

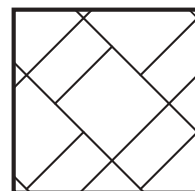
It is advised on having placed to mix pieces of several boxes. To check before placing the tonality, the calibre and the class. Are not admitted claims relating to the placed material.

5. COMBINACIÓN DE FORMATOS:

A continuación recomendamos un ejemplo para combinar los formatos 60 x 60 y 30 x 60. También mostramos el porcentaje de piezas necesarias.

EXAMPLES OF SIZE COMBINATIONS:

Hereunder we recommend you an example of 60 x 60 and 30 x 60 sizes combinations showing the percentage of pieces needed.



VARIOS / VARIOUS (60 x 60 + 30 x 60)

- 60 x 60 = 67%
- 30 x 60 = 33%

5. TERMINACIÓN DE LA OBRA

Una obra no está acabada hasta que no está entregada.

Limpieza de las juntas:

Respetando los tiempos del fabricante, limpiar con un trapo de hilo húmedo toda la superficie, incluido el rejuntado. Al secar puede quedar una capa o velo en toda la superficie, que puede ser limpiada con agua. No dejar pasar mucho tiempo para limpiar los restos de juntas.

Limpieza los restos de obra con productos adecuados.

Consultar con el distribuidor y nunca emplear productos que contengan Ácido Fluorhídrico HF.

Protección de las superficies realizadas para evitar impactos, abrasiones, etc.

(*) Recomendado junta de 5 mm.
It is recommended to install with 5 mm joint



PESOS Y MEDIDAS

PACKING LIST

		MADERAS		PIEZAS CAJA	KG. CAJA	M² CAJA	CAJA EUROPALET	KG. EUROPALET	M² EUROPALET
		WOODS	PIECES BOX	KG. BOX	S.Q.M. BOX	BOX EUROPALET	KG. EUROPALET	S.Q.M. EUROPALET	
P	BASES	30 x 120 Duplo	2	37,60	0,72	30	1142,00	21,60	
		25 x 150	3	25,95	1,13	54	1404	61,02	
		23 x 120	6	30,90	1,66	42	1319,30	69,72	
		19,5 x 119,2	5	22,96	1,16	42	985,82	48,72	
		21,8 x 84	7	24,64	1,28	48	1197,72	61,44	
	RODAPIÉS	10 x 60	15	18,74	0,90	64	1199,36	57,60	
		10 x 59,5	15	18,54	0,89	64	1186,56	56,96	
		8 x 45	28	17,86	1,01	70	1250,2	70,70	
	PELDAÑO	33 x 120	2	23,64	0,79	11	260,04	8,69	
	MOSAICO	30 x 30	11	19,82	1	30	594,6	30	
	LOSETA	30 x 39,5	6	15,62	0,72	36	562,32	25,92	
	Retro	19,8 x 40	10	16,42	0,80	36	591,12	28,80	
	TESELA	30 x 30	11	22,17	1	30	665,1	30	
W		31,6 x 100	5	26,89	1,58	42	1154,38	66,36	
		29,5 x 59,5	7	20,19	1,23	32	660,08	39,36	

MÁRMOLES		PIEZAS CAJA	KG. CAJA	M² CAJA	CAJA EUROPALET	KG. EUROPALET	M² EUROPALET	
MARBLES		PIECES BOX	KG. BOX	S.Q.M. BOX	BOX EUROPALLET	KG. EUROPALLET	S.Q.M. EUROPALLET	
W _b	BASES	39,6 x 119,2	5	27,00	2,36	20	555,00	47,20
		31,6 x 100	5	26,89	1,58	42	1154,38	66,36
		30,5 x 60,5	8	23,69	1,48	32	772,08	47,36
		25 x 40	15	21,29	1,50	48	1036,92	72
W ₃	RELIEVE	39,6 x 119,2	4	25,00	1,89	20	515,00	37,80
		31,6 x 100	5	26,89	1,58	42	1154,38	66,36
		30,5 x 60,5	7	24,69	1,29	32	804,08	41,28
	Mureto	25 x 40	15	19,21	1,5	48	922,80	72
	CENEFA	5 x 30	66	16,17	1	30	485,1	30
	Jali	9,7 x 100	13	0,09	1,17	18	1,62	21,06
	LISTELO	10,2 x 100	12	19,14	1,22	18	344,52	21,96
	Perfil Aluminio	1,1 x 120	12	5	0,07	999	849,15	69,93
	Perfil Aluminio Thinck	0,9 x 120	5	0,69	0,05	999	689,31	49,95
	TRIM	5 x 25	78	14,52	0,975	36	522,72	35,1
	MOSAICO	30 x 30	11	16,62	1	30	573	30

MÁRMOLES		PIEZAS CAJA	KG. CAJA	M² CAJA	CAJA EUROPALET	KG. EUROPALET	M² EUROPALET	
MARBLES		PIECES BOX	KG. BOX	S.Q.M. BOX	BOX EUROPALET	KG. EUROPALET	S.Q.M. EUROPALET	
P	BASES	60 x 120	2	35,07	1,44	32	1136,24	46,08
		59,5 x 119,2	2	28,10	1,42	32	925,30	45,44
		120 x 120	1	36,50	1,44	36	1328	51,84
		60 x 60	3	27,53	1,08	30	839,90	32,40
		59,5 x 59,5	3	20,74	1,06	40	843,60	42,40
		59,5 x 59,5*	4	26,04	1,42	36	958,94	51,12
		45 x 45	5	20,17	1	66	1345,22	66
		Vailant	60 x 60	1	26,3	1,05	36	946,8
		9,7 x 60	12	18,02	0,7	50	901	35
		9,7 x 59,5	14	19,04	0,8	50	952	40
		8,7 x 45	26	22,96	1,04	36	826,56	37,44
	MOSAICO	30 x 30	11	19,82	1	30	594,6	30
	LISTELO	29,1 x 60	6	26,3	1,05	36	946,8	37,8
		18,7 x 60	9	23,62	1,01	36	850,32	36,36
	Ares	11,5 x 60	12	18,55	0,83	40	742	33,20
	Silver / Gold	1 x 100	40	12,2	0,4	20	244	8
	TACO	29,1 x 29,1	11	19,47	0,88	30	584,1	26,4
		18,7 x 18,7	27	21,50	0,94	36	774	34,02
	Ares	11,5 x 11,5	60	17,70	0,79	50	885	39,50
	OLAMBRILLA	10 x 10	78	16,30	0,78	36	586,80	28,08

* Elyseum, Da Vinci.

		PIEDRAS STONES	PIEZAS CAJA PIECES BOX	KG. CAJA KG. BOX	M² CAJA S.Q.M. BOX	CAJA EUROPALET BOX EUROPALLET	KG. EUROPALET KG. EUROPALLET	M² EUROPALET S.Q.M. EUROPALLET
P	BASES	90 x 90	2	41,3	1,62	34	1451	55,08
		75 x 150	1	27,22	1,13	36	1004,92	40,68
		59,5 x 119,2	2	28,10	1,42	32	921,2	45,44
		60 x 60 Duplo	2	32,55	0,72	30	990,50	21,60
		60 x 120 Duplo	1	33,04	0,72	32	1071,28	23,04
		59,5 x 59,5	3	20,74	1,06	40	843,60	42,40
		59,5 x 59,5*	4	26,04	1,42	36	958,94	51,12
		45 x 45	5	20,17	1	66	1345,22	66
		44,5 x 44,5	5	20,17	1	66	1345,22	66
		Pack Modular	44 x 66/44 x 44/22 x 44/22 x 22	6	18,55	0,87	32	618
30 x 60	8		30	1,44	40	1214	57,60	
29,5 x 59,5	7		24,54	1,23	40	995,60	49,20	
RODAPÍES	10 x 60	15	18,74	0,90	64	1119,36	57,60	
	10 x 59,5	15	18,54	0,89	64	1186,56	56,96	
	9,7 x 90	12	24,4	1,05	25	610	26,25	
	9,7 x 59,5	14	19,04	0,80	50	952	40	
	8,7 x 44,5	26	22,96	1,04	36	826,56	37,44	
	8 x 45	28	17,86	1,01	70	1250,2	70,70	
	7,2 x 29,5	38	18,40	11,4	42	772,8	478,8	
MOSAICO	30 x 30	11	19,82	1	30	594,6	30	
LOSETA	30 x 39,5	6	15,62	0,72	36	565,32	25,92	
	28,8 x 59,5	4	12,8	0,69	30	384	20,7	
Hexagono Net	26 x 30	11	16,37	0,86	30	491,1	25,80	
Hexa	29,7 x 34,4	6	14,3	0,61	60	858	36,6	
Lagoon	17 x 52**	-	-	-	-	-	-	
Artstone	30 x 30	11	22,17	1	30	665,1	30	
Tesela Artisan	30 x 30	11	16,57	1	30	497,1	30	
Listelo Indiana	6,9 x 59,5	13	11	0,53	50	550	26,5	
LISTELO	5,7 x 59,5	14	18,80	0,80	50	940	40	
	2 x 59,5	40	11,33	1	60	679,8	60	

*Hudson / ** Consultar con fábrica / Check details with factory

		PIEDRAS	PIEZAS	KG. CAJA	M² CAJA	CAJA EUROPALET	KG. EUROPALET	M² EUROPALET
		STONES	CAJA	KG. BOX	S.Q.M. BOX	BOX EUROPALLET	KG. EUROPALLET	S.Q.M. EUROPALLET
			PIECES BOX					
W _b	BASES	39,6 x 119,2	5	27	2,36	20	555	47,20
		31,6 x 100	5	26,89	1,58	42	1154,38	66,36
		29,5 x 90	6	26,41	1,59	54	1453,64	85,86
		25 x 75	7	21,76	1,32	42	927,92	55,44
		30,5 x 60,5	8	23,69	1,48	32	772,08	47,36
		29,5 x 59,5	8	23,49	1,40	32	765,68	44,80
		25 x 40	15	21,29	1,50	48	1036,92	72
	W _c	RELIEVES	39,6 x 119,2	4	25	1,89	20	515
		31,6 x 100	5	26,89	1,58	42	1154,38	66,36
Tesela		30,5 x 60,5	7	24,69	1,29	32	804,08	41,28
		29,5 x 90	5	23,13	1,33	60	1415,3	79,80
		29,5 x 59,5	7	20,19	1,23	32	660,08	39,36
MOSAICO		40 x 40	6	8,2	0,96	40	328	38,40
	Tesela	30 x 30	12	14,37	1,08	30	431,1	32,4
	Discreet	32,4 x 39,6	7	10,25	0,9	40	410	86
	Cantonera	1,5 x 100	20	6,64	0,36	18	119,52	6,48
		1,5 x 31,6	40	4,57	0,20	30	137,10	6
	Silver / Gold	1 x 100	40	12,2	0,4	20	244	8
	Perfil Aluminio	1,1 x 120	5	0,85	0,07	999	849,15	69,93
	Perfil Aluminio Thinck	0,9 x 120	5	0,69	0,05	999	689,31	49,95

CEMENTOS		PIEZAS CAJA	KG. CAJA	M² CAJA	CAJA EUROPALET	KG. EUROPALET	M² EUROPALET		
CEMENTS		PIECES BOX	KG. BOX	S.Q.M. BOX	BOX EUROPALLET	KG. EUROPALLET	S.Q.M. PALLET		
P	BASES	90 x 90	2	41,3	1,62	34	1451	55,08	
		90 x 90 Duplo	1	39,3	0,81	27	1076	21,87	
		75 x 150	1	27,22	1,13	36	1004,92	40,68	
		75 x 75	3	41,20	1,69	30	1250	50,70	
		60 x 60 Duplo	2	32,55	0,72	30	990,50	21,60	
		60 x 60	4	31,5	1,44	32	960	46,08	
		59,5 x 59,5	3	20,74	1,06	40	843,60	42,40	
		60 x 120 Duplo	1	33,04	0,72	32	1071,28	23,04	
		59,5 x 119,2	2	28,10	1,42	32	921,2	45,44	
		45 x 45	5	20,17	1	66	1345,22	66	
		44,5 x 44,5	5	20,17	1	66	1345,22	66	
		30 x 60	8	30	1,44	40	1214	57,60	
		29,5 x 59,5	7	24,54	1,23	40	995,60	49,20	
		RODAPIÉS	10 x 75	13	22,76	0,97	40	910,4	38,80
			10 x 60	15	18,74	0,90	64	1199,36	57,60
		9,7 x 90	10	21,2	0,87	25	530	21,75	
		10 x 59,5	15	18,54	0,89	64	1186,56	56,96	
		9,7 x 60	14	19,04	0,84	50	952	42	
		9,7 x 59,5	14	19	0,75	50	950	37,5	
		8 x 45	28	17,86	1,01	70	1250,2	70,70	
	Trapeze	23,5 x 35,9	6	10,60	0,51	50	530	25,5	
	MOSAICO	30 x 30	11	19,82	1	30	594,6	30	
		29,5 x 29,5	11	19,47	1	30	584,1	30	


	CEMENTOS	PIEZAS CAJA	KG. CAJA	M² CAJA	CAJA EUROPALET	KG. EUROPALET	M² EUROPALET
	CEMENTS	PIECES BOX	KG. BOX	S.Q.M. BOX	BOX EUROPALET	KG. EUROPALET	S.Q.M. PALLET
W _b	BASES 39,6 x 119,2	5	27	2,36	20	555	47,20
	31,6 x 100	5	26,89	1,58	42	1154,38	66,36
	29,5 x 90	6	26,41	1,59	54	145	85,86
	29,5 x 59,5	8	23,49	1,40	32	765,68	44,80
	25 x 75	7	21,76	1,32	42	927,92	55,44
	25 x 40	15	21,29	1,5	48	1036,92	72
W ₃	RELIEVES 39,6 x 119,2	4	25	1,89	20	515	37,80
	31,6 x 100	5	26,89	1,58	42	1154,38	66,36
	29,5 x 90	5	23,13	1,33	60	1415,3	79,80
	29,5 x 59,5	7	20,19	1,23	32	660,08	39,36
	25 x 40	13	20,59	1,30	48	1003,32	62,40
Poetry	39,6 x 119,2	6	32,23	2,83	13	419	36,79
Set Artist	31,6 x 100	2	22,64	1,26	28	633,92	35,28
Mureto	25 x 40	15	19,21	1,5	48	922,08	72
Cenefa Activ	5,2 x 33	50	12,77	0,85	30	383,1	25,50
Cenefa Ellis	5,8 x 40	26	8,51	0,60	52	442,52	31,37
Cenefa The way	5,8 x 40	24	8,81	0,56	52	458,12	28,95
Cubic Mix	26 x 30	12	14,57	0,94	30	437,1	28,08
MOSAICO	40 x 40	6	8,2	0,96	40	328	38,40
	30 x 30	11	19,82	1	30	594,6	30
Discreet	32,4 x 39,6	7	10,25	0,9	40	410	86
Tesela Activ	30 x 30	12	14,37	1,08	30	431,1	32,4
Tesela District	30 x 32,7	7	10,79	0,70	32	345,28	22,4
Listelo Silver/Gold	1 x 100	40	12,2	0,4	20	244	8
Perfil Aluminio Think	0,9 x 120	5	0,69	0,05	999	689,31	49,95
Perfil Aluminio	1,1 x 120	5	0,85	0,07	999	849,15	69,93
Cantonera	1,5 x 100	20	6,64	0,36	18	119,52	6,48
	1,5 x 31,6	40	4,57	0,2	30	137,1	6

COTTO & METAL		PIEZAS CAJA	KG. CAJA	M² CAJA	CAJA EUROPALET	KG. EUROPALET	M² EUROPALET	
COTTO & METAL		PIECES BOX	KG. BOX	S.Q.M. BOX	BOX EUROPALLET	KG. EUROPALLET	S.Q.M. EUROPALLET	
P	BASES	59,5 x 119,2	2	28,10	1,42	32	921,2	45,44
		75 x 75	3	41,20	1,69	30	1250	50,70
		60 x 60	4	31,5	1,44	32	960	46,08
		60 x 60 Duplo	2	32,55	0,72	30	990,50	21,60
	RODAPIÉ	10 x 75	13	22,6	0,97	42	955,92	40,74
	MOSAICO	30 x 30	11	19,82	1	30	594,6	30
	LOSETA	30 x 39,5	6	15,62	0,72	36	562,32	25,92

		COLORES COLOURS		PIEZAS CAJA PIECES BOX	KG. CAJA KG. BOX	M² CAJA S.Q.M. BOX	CAJA EUROPALET BOX EUROPALLET	KG. EUROPALET KG. EUROPALLET	M² EUROPALET S.Q.M. EUROPALLET
P	BASES	59,5 x 59,5	3	20,74	1,06	40	843,60	42,40	
		45 x 45	5	20,17	1	66	1345,22	66,00	
W ₆	BASES	31,6 x 100	5	26,89	1,58	42	1154,38	66,36	
		30,5 x 60,5	8	23,69	1,48	32	772,08	47,36	
		29,5 x 59,5	8	23,49	1,40	32	765,68	44,80	
		25 x 40	15	21,29	1,50	48	1036,92	72	
	RODAPIÉS	9,7 x 59,5	14	19	0,75	50	950	87,5	
W ₃	RELIEVE	31,6 x 100	5	26,89	1,58	42	1154,38	66,36	
		25 x 40	13	20,59	1,30	48	1003,32	62,40	
	Evo	31,6 x 100	4	22,64	1,26	28	644	35,28	
	Dandelion	30,5 x 60,5	4	13,33	0,74	24	319,92	17,76	
	Pixel	30,5 x 60,5	4	12,80	0,74	24	307,20	17,76	
	Trim	5 x 40	30	8,57	0,60	52	455,52	31,20	
		4,3 x 40	36	10,28	0,66	52	534,56	34,48	
	LISTELO	8 x 40	28	16,12	0,90	36	580,32	32,26	
		5,5 x 60,5	16	9,23	0,53	60	553,8	31,68	
		5,4 x 60,5	12	6,74	0,32	80	539,20	25,60	
		4,5 x 60,5	16	7,63	0,43	60	457,80	25,80	
		4 x 40	39	9,03	0,63	52	469,56	32,45	
		1,5 x 40	32	3,75	0,19	52	195	9,98	
	Silver/Gold	1 x 100	40	12,2	0,4	20	244	8	
	Perfil Aluminio	1,1 x 120	5	0,85	0,07	999	849,15	69,93	
	Cenefa Mix	5 x 25	52	10,13	0,65	60	607,8	39	
	MOSAICO	30 x 30	11	14,92	1	30	447,6	30	
		30,5 x 30,5	11	12,97	1,02	30	389,10	30,60	
	Mosaico S	30 x 30	11	16,27	1	30	488,1	30	
	Mosaico Wili	28,6 x 28,6	5	6,7	0,41	48	321,6	19,68	
	Tesela	20 x 30	14	16,77	0,84	32	536,64	26,88	

BLANCOS & CO.		PIEZAS CAJA	KG. CAJA	M² CAJA	CAJA EUROPALET	KG. EUROPALET	M² EUROPALET	
WHITES & CO.		PIECES BOX	KG. BOX	S.Q.M. BOX	BOX EUROPALET	KG. EUROPALET	S.Q.M. EUROPALET	
W ₆	BASES	39,6 x 119,2	5	27	2,36	20	555	47,20
		31,6 x 100	5	26,89	1,58	42	1154,38	66,36
		29,5 x 90	6	26,41	1,59	54	1453,63	85,86
		30,5 x 60,5	8	23,69	1,48	32	772,08	47,36
		29,5 x 59,5	8	23,49	1,40	32	765,68	44,80
		25 x 75	7	21,76	1,32	42	927,92	55,44
		25 x 40	15	21,29	1,50	48	1036,92	72
W ₈	RELIEVE	31,6 x 100	5	26,89	1,58	42	1154,38	66,36
		39,6 x 119,2	4	25	1,89	20	515	37,80
	Duna / Kubik	30,5 x 60,5	8	23,69	1,48	32	772,08	47,36
	Duna / Kubik	29,5 x 59,5	8	23,49	1,40	32	765,68	44,80
	Discreet	32,4 x 39,6	7	10,25	0,90	40	410	36
	Ventana	25 x 40	4	5,62	0,4	57	320,34	22,8
	Juego ventana	25 x 40	2	6,04	0,4	38	229,52	15,2
	Mosaico	40 x 40	6	8,2	0,96	40	328	38,40
	Media Caña	2 x 30,5	90	9,92	0,54	36	357,12	19,44
		2 x 29,5	60	9,92	17,7	36	357,12	637,2
Esquina	2 x 3	100	0,60	0,06	50	30	3	
Cantonera	1,5 x 100	20	6,64	0,36	18	119,52	6,48	
	1,5 x 31,6	40	4,57	0,20	30	137,1	6	
Silver/Gold	1 x 100	40	12,2	0,4	20	244	8	
Perfil Aluminio	1,1 x 120	5	0,85	0,07	999	849,15	69,93	
Perfil Aluminio Thinc	0,9 x 120	5	0,69	0,05	999	689,31	49,95	

DUPLO 20 mm		PIEZAS CAJA	KG. CAJA	M² CAJA	CAJA EUROPALET	KG. EUROPALET	M² EUROPALET
DUPLO 20 mm		PIECES BOX	KG. BOX	S.Q.M. BOX	BOX EUROPALLET	KG. EUROPALLET	S.Q.M. EUROPALLET
90x90	1	39,3	0,81	27	1076	21,87	
60x120	1	33,04	0,72	32	1071,28	23,04	
30 x 120	2	37,60	0,72	30	1142,00	21,60	
60 x 60	2	32,55	0,72	30	990,50	21,60	



ACABADOS PERFECTOS
PARA LOS MEJORES AZULEJOS
Perfect finishes for the best tiles



TARIFAS ESPECIALES PARA
PROYECTOS COLORKER
Special rates for
Colorker projects



SOPORTE PAVIMENTO FLOTANTE

PLOTS



+INFO




Para conocer nuestra gama completa descarga nuestro catálogo

To know our entire product range, download our catalog

Um unser gesamtes Angebot zu sehen, downloaden Sie unseren Katalog

Чтобы ознакомиться с нашим полным ассортиментом, скачайте наш каталог

www.tayg.com

Síguenos en:    



Alta resistencia
High strength



SISTEMA DE NIVELACIÓN

LEVELLING SYSTEM

Para pedidos contacta con:
For orders contact with:
Pour les commandes contacter:
Für Bestellungen wenden Sie sich bitte an:
Для оформления заказов свяжитесь с

Tlf. (+34) 96 121 24 62
colorker@tayg.com

Avenida Real de Madrid (Norte), 70
46469 BENIPARRELL - VALENCIA - SPAIN



Colorker[®]
Time to inspire

Time to inspire♦

Colorker®



Loading Address / Expediciones
Partida dels Plans s/n
12592 Chilches - Castellón - Spain

Offices / Oficinas
Ctra. de Alcora, Km 21,3
12110 Alcora - Castellón - Spain

T. +34 964 36 16 16
info@colorker.com
colorker.com